

BT FURNITURE GUIDE 2022



BT Office Furniture have been providing office furniture solutions since the 1990's. Now firmly established as one of the UK's leading full range suppliers of office furniture, BT remains a family run business.

BT's forward-thinking, entrepreneurial mentality and dynamic growth strategy is underpinned by continued investment in our production and warehouse facilities, our systems and our people. What we do, we do well, with a focused approach to supplying quality, design-led products that deliver value for money.

The one-stop-shop for all your workplace needs

Contemporary office environments call for stylish design in every aspect of their specification, and the BT office furniture product portfolio offers all the good looks and aesthetic choices to satisfy the latest trends and the most enduring designs. Innovative and contemporary product designs are supplemented with traditional and modern classics to fulfil any customer requirement.



Design-led products suitable for corporate breakout spaces

Our Social Spaces portfolio was launched in 2016 to cater for the growing desire for design-led soft seating furniture to transform the office environment into a modern, multi-functional workspace where people can meet, relax, work or dine in comfort. Every piece of furniture in our Social Spaces range is made to order, with skilled precision and rigorous attention to detail. Our highly skilled team of designers and craftspeople use a wide range of traditional and modern skills to produce our unique range of products.

Home working solutions for home offices

We have a dedicated range of home office furniture solutions available to create an inspiring area to work with sleek office desks, comfortable seating and clever storage solutions. Creating a special place at home where people can work, study, think, do homework or just stay on top of paperwork is important for everyone, from the budding entrepreneur to the full time student.

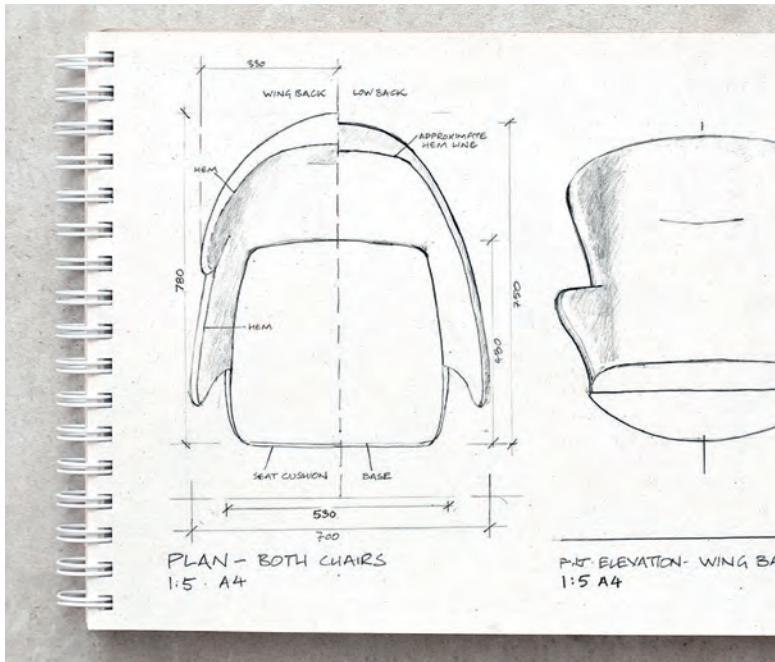
FULL RANGE SUPPLIER

BT product portfolio is more diversified than ever with unique product offerings that are sought after for their compelling design, superior quality, and exceptional value. Innovative and contemporary product designs are supplemented with traditional and modern classics to fulfill any customer requirement. And with over 9,500 stocked products and 1,500 made-to-order items available, BT have the biggest and best portfolio of office furniture products in the UK and are better placed than ever to service our customers.



PRODUCT DESIGN

Product and category innovation is core to BT's' growth. Contemporary office environments call for stylish design in every aspect of their specification and the BT product portfolio offers all the good looks and aesthetic choices to satisfy the latest trends and the most enduring designs. Our in-house team of designers bring over 500 new, creative products to market each year, with ongoing and continual range design offering all the good looks and aesthetic choices that you would expect from a market leader in office furniture.



ENVIRONMENTAL POLICY

We care about what we do, and we are committed to reducing our carbon footprint and minimising our environmental impact on the planet, while recognising our corporate social responsibilities with our charity work in the local area. We only use FSC certified wood and high quality fabrics in our UK manufacturing operations. Our recycling solutions will also arrange to collect and recycle old office furniture to avoid landfill sites, helping our customers to reduce their carbon footprint whilst creating a modern office environment.



MARKETING SUPPORT

We are dedicated to ensuring our customers are at the forefront of everything we do. We offer leading-edge sales and marketing support with a friendly, easy to do business with mentality and a commitment to delivering our very best. The BT approach is to work as an extension to our customer's business. We strive to help you grow your business by going the extra mile in terms of the marketing support we offer, building a flexible and long-lasting cooperation and relationship, and working together to increase your sales and margins.




PROJECT MANAGEMENT

BT has been a family owned business for over 30 years, so you could say that office furniture is in our DNA. Our experts can offer the complete project management service, including design, delivery and installation, because we have the expertise, resources and quality-assured furniture products to meet your every need. If you have a large project and need extra support, we are here to help and provide you with the best possible customised support and service to deliver a more professional and accurate project.

SPACE PLANNING

BT expert design team can help you address spatial planning, logistical and design challenges to ensure your furniture choices make the best use of the limited space available in each working environment. Space planning is an essential part of the modern day office and a carefully considered design can tremendously improve the practicality and aesthetics of any space. We have a dedicated, in-house space planning department to offer solutions, whether it be space planning, workplace design, or maximising your workspace.



4-77

DESKS

78-91

WOODEN STORAGE

92-107

STEEL STORAGE

108-125

SCREENS

126-151

PRIVATE WORKING

152-161

ACCESSORIES

162-177

POWER MODULES

178-241

TABLES

242-249

RECEPTION

250-365

SEATING

366-431

SOFT SEATING

432-443

HOME OFFICE

CONTENTS





BOOTHS - SCREENS - WORKSTATIONS
PRIVA



TABLES

SAXON - CREW - FLEXI 25






TILLY - VENCORE² - AVALON

SOFT SEATING



SILEN - CHATBOX - FLUX

PRIVATE WORKING



LOUNGE CHAIRS - GRANDEUR - TRIPLE P

SEATING

Elev8² Touch



Accreditations



Product
guarantee



Manufactured in
the UK



BS EN527-2:2016+A1:2019,
EN1729-2:2012+A1:2015

Styles



Straight



Return



Back-to-back

About

The ability to sit and stand during the average working day has huge health benefits to the user, helping to burn calories, boost energy levels, improve posture and promote mental well-being. In addition to the numerous health benefits provided by periodic standing, studies show that Elev8² height adjustable desks promote creativity, team interaction, collaboration, and the willingness to share ideas.



Three-tiered leg column with adjustability from 650mm to 1250mm

Twin motors for fast, fluid and natural movement of the 25mm desktops

Weight loading of up to 160kg with sit-stand desk height adjustment

Low noise level of 39db with Vibe screen options for increased privacy

Fully integrated and concealed cable management

Frames



Black
(K)

Silver
(S)

White
(WH)

Wood Finishes



Beech
(B)

Grey Oak
(GO)

Oak
(O)

Walnut
(W)


White
(WH)

White/Oak
(WO)

Single Height Adjustable Desks



CODE	W	D	H	RRP
EVT-1200	1200	800	650-1250	£1208
EVT-1400	1400	800	650-1250	£1232
EVT-1600	1600	800	650-1250	£1258



- Single straight desks 800mm deep with adjustability from 650mm-1250mm
- Powerful twin motors raise and lower the desktop at a 39db noise level

Return Height Adjustable Desk



CODE	W	D	H	RRP
EVT-RET	800	600	650-1250	£881

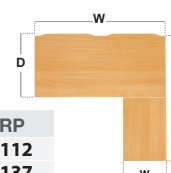


- Sits on either side of the sit-stand straight desks to increase the working area
- The two base columns of the straight and return desk stay perfectly synched

Single Height Adjustable Desks with Returns



CODE	W	D	H	w	d	RRP
EVTR-1400	1400	800	650-1250	600	1600	£2112
EVTR-1600	1600	800	650-1250	600	1600	£2137



- Rectangular desks 800mm deep complete with 800mm return desk
- Return can be fitted to either side of desk to extend the sit-stand working area



Black (K) Silver (S) White (WH)



Beech (B) Grey Oak (GO) Oak (O)



Walnut (W) White (WH) White/Oak (WO)

Please add frame finish followed by desktop finish when ordering eg. **EVT-1600** with White frame in Grey Oak = **EVT-1600-WH-GO**

Vibe Elev8² Screens for Single Desks


CODE	W	D	H	Band A	Band B	Band C
EV1000	1000	25	600	£209	£225	£252
EV1200	1200	25	600	£239	£252	£277
EV1400	1400	25	600	£265	£277	£305
EV1600	1600	25	600	£294	£305	£333

- Made to order designer office screens supplied with fitting brackets
- 25mm thick screens which are 600mm high specifically for Elev8² single desks

Upper Cable Channel



CODE	W	D	H	RRP
EV-UCC	800	100	100	£53

- Cable management tray to use on single straight desks
- Positioned under the Elev8² desk so cables are out of the way

Digital Control Box



CODE	W	D	H	RRP
TDH5-P	105	40	20	£100

- Allows for 4 different stored height settings
- Can be fitted to all Elev8² Touch desking

Vertical Cable Spiral



CODE	W	D	H	RRP
EV-SN	80	80	150-1300	£84

- Simple attractive solution which extends to carry cables from floor to desktop
- Spring like expansion from 150mm-1300mm working length

Bluetooth Control Unit



CODE	RRP
EVT-BCU	£83

- Insert the dongle into the control box of the existing desk
- Download the app for height adjustment and preferences via your smartphone



Black (K)



Silver (S)



White (WH)



Black (K)



Silver (S)



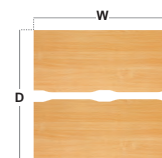
White (WH)

Please add cable management finish when ordering eg. **EV-UCC** in White = **EV-UCC-WH**


Back-to-Back Height Adjustable Desks



CODE	W	D	H	RRP
EVTB-1200	1200	1650	650-1250	£2513
EVTB-1400	1400	1650	650-1250	£2576
EVTB-1600	1600	1650	650-1250	£2638




- Two straight 800mm deep desks back-to-back with adjustability from 650mm-1250mm
- Powerful twin motors raise and lower the back-to-back desks independently

Vibe Elev8² Straight Screens for Back-to-Back Desks

CODE	W	D	H	Band A	Band B	Band C	Band D	Band E
EVSS-1200	1200	25	600	£245	£258	£273	£299	£334
EVSS-1400	1400	25	600	£315	£326	£341	£382	£444
EVSS-1600	1600	25	600	£347	£374	£401	£450	£542


- Made to order designer office screens 600mm high
- 25mm thick screens specifically designed for Elev8² Touch back-to-back desks

Lower Cable Channel for Back-to-Back Desks



CODE	W	D	H	RRP
EV-LCC-854	1028	250	100	£129
EV-LCC-1054	1228	250	100	£165
EV-LCC-1254	1428	250	100	£204

- Shared cable tray with cover which sits central to two back-to-back Elev8² desks
- Available in black, silver & white to match leg frames

Vibe Elev8² Curved Screens for Back-to-Back Desks

CODE	W	D	H	Band A	Band B	Band C	Band D	Band E
EVSC-1200	1200	25	400-700	£258	£273	£285	£310	£343
EVSC-1400	1400	25	400-700	£323	£337	£348	£387	£449
EVSC-1600	1600	25	400-700	£356	£381	£406	£452	£539

- Made to order designer office screens 700mm high at central point
- 25mm thick screens specifically designed for Elev8² Touch back-to-back desks

Vertical Cable Chain



CODE	W	D	H	RRP
EV-CHAIN-K	52	25	1000	£98

- Fits inside the lower cable channel of back-to-back desks for cable management
- Easy to fit and available in black only



Please add frame finish followed by desktop finish when ordering eg. **EVTB-1600** with Silver frame in Beech = **EVTB-1600-S-B**

ELEV8² TOUCH

RAISE YOUR PRODUCTIVITY



Elev8² Touch

 *Twin motors*

 *Touch button*

 *3 part leg*

Features

 *5 year warranty*

 *650-1250*

 *39db*

Elev8² Mono



Accreditations



Product
guarantee



Manufactured in
the UK



BS EN527-1:2011,
EN1729-2:2012+A1:2015

Styles



Straight

About

Elev8² Mono sit-stand desks allow the individual user to electronically adjust the desk height from a sitting to a standing position with the touch of a button. Having the option to stand, as well as sit during the work day has been proven not only to benefit the health of the user but also of the business, dramatically improving health, well-being and energy levels of employees.



Two-tiered leg column offers adjustability from 700mm to 1200mm

Single motor for fluid and natural movement of the 25mm desktops

Cable management to carry wires from floor to desktop

Low noise level of 44db with Vibe screen options for increased privacy

Weight loading of up to 120kg with sit-stand desk height adjustment

Frames



Silver
(S)

White
(WH)

Wood Finishes



Beech
(B)

Grey Oak
(GO)

Oak
(O)

Walnut
(W)

White
(WH)

White/Oak
(WO)

Single Height Adjustable Desks



CODE	W	D	H	RRP
EVM-1200	1200	800	700-1200	£956
EVM-1400	1400	800	700-1200	£980
EVM-1600	1600	800	700-1200	£1006




- Single straight desks 800mm deep with adjustability from 700mm-1200mm
- The single motor adjusts the desktop height at a 44db noise level

Vibe Elev8² Screen for Single Desks

CODE	W	D	H	Band A	Band B	Band C
EV1000	1000	25	600	£209	£225	£252
EV1200	1200	25	600	£239	£252	£277
EV1400	1400	25	600	£265	£277	£305
EV1600	1600	25	600	£294	£305	£333

- Made to order designer office screens supplied with fitting brackets
- 25mm thick screens which are 600mm high specifically for Elev8² single desks

Upper Cable Channel



CODE	W	D	H	RRP
EV-UCC	800	100	100	£53

- Cable management tray to use on single straight desks
- Positioned under the Elev8² desk so cables are out of the way

Vertical Cable Spiral



CODE	W	D	H	RRP
EV-SN	80	80	150-1300	£84

- Simple attractive solution which extends to carry cables from floor to desktop
- Spring like expansion from 150mm-1300mm working length

Silver (**S**)White (**WH**)Beech (**B**)Grey Oak (**GO**)Oak (**O**)Walnut (**W**)White (**WH**)White/Oak (**WO**)

Please add frame finish followed by desktop finish when ordering eg. **EVM-1600** with Silver frame in Beech = **EVM-1600-S-B**

ELEV8² MONO

MOVEMENT MADE EASY



Elev8² Mono



Single motor




Toggle switch



2 part leg


Features



2 year warranty



700-1200



44db

Adapt



Accreditations



Product
guarantee



Designed &
manufactured



EN527-1:2001,
EN527-2:2016+A1:2019,
EN1729-2:2012+A1:2-15

Styles



Straight



Return



Back-to-back

About

Adapt is our vision for systems furniture in the contemporary office. Offering a new, flexible approach to office furniture design, it is perfect for matching desking with meeting tables and even executive desk design for the totally integrated look. Sleek and stylish with clean cut lines and balanced proportions, the Adapt benching solution is a real stand out in the modern office environment.



Bench desk system with shared, recessed legs for runs of desks

Scalloped cut outs in the 25mm desktops allowing cables to pass through

Return desks allow for a greater working area for single & back-to-back desks

Cable tray and vertical risers to ensure complete cable control

Sliding top options to a maximum of 125mm for easy access to cable trays

Frames



Black
(K)

Silver
(S)

White
(WH)

Wood Finishes



Beech
(B)

Grey Oak
(GO)

Oak
(O)

Walnut
(W)

White
(WH)

White/Oak
(WO)

Single Desks 600mm



CODE	W	D	H	RRP
E126	1200	600	725	£418
E146	1400	600	725	£435
E166	1600	600	725	£462



- Single straight desks 600mm deep with scalloped cut outs in the desktops
- Sturdy steel framework and bench tops which take on a floating appearance

Single Desks 800mm



CODE	W	D	H	RRP
E128	1200	800	725	£464
E148	1400	800	725	£488
E168	1600	800	725	£522

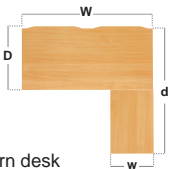


- Single straight desks 800mm deep with scalloped cut outs in the desktops
- Sturdy steel framework and bench tops which take on a floating appearance

Single Desks with Returns



CODE	W	D	H	w	d	RRP
ER1488	1400	800	725	600	1600	£678
ER1688	1600	800	725	600	1600	£702



- Rectangular desks 800mm deep complete with 800mm return desk
- Return can be fitted to either side of desk to extend the working area



Please add frame finish followed by desktop finish when ordering eg. E166 with Silver frame in White/Oak = E166-S-WO

Back-to-Back Desks



CODE	W	D	H	RRP
E1212	1200	1200	725	£766
E1412	1400	1200	725	£794
E1612	1600	1200	725	£853
E1216	1200	1600	725	£817
E1416	1400	1600	725	£862
E1616	1600	1600	725	£927

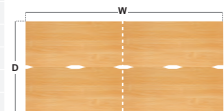


- Two straight desks back-to-back with scalloped cut outs in the desktops
- Extended sturdy steel framework and bench tops which take on a floating look

Double Back-to-Back Desks



CODE	W	D	H	RRP
E2412	2400	1200	725	£1252
E2812	2800	1200	725	£1314
E3212	3200	1200	725	£1424
E2416	2400	1600	725	£1351
E2816	2800	1600	725	£1444
E3216	3200	1600	725	£1570

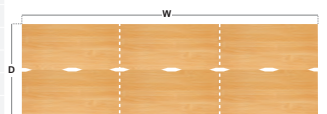


- Four straight desks in a double back-to-back bench desk configuration
- Legs are shared between desk clusters with a recessed centre leg support

Triple Back-to-Back Desks



CODE	W	D	H	RRP
E3612	3600	1200	725	£1739
E4212	4200	1200	725	£1831
E4812	4800	1200	725	£1996
E3616	3600	1600	725	£1887
E4216	4200	1600	725	£2026
E4816	4800	1600	725	£2214



- Six straight desks in a triple back-to-back bench desk configuration
- Legs are shared between desk clusters with two recessed centre leg supports



Please add frame finish followed by desktop finish when ordering eg. **E1616** with Silver frame in White/Oak = **E1616-S-WO**

Back-to-Back Desks with Returns



CODE	W	D	H	w	d	RRP
ER14168	1400	1600	725	600	3200	£1232
ER16168	1600	1600	725	600	3200	£1295



- Two straight desks back-to-back with scalloped cutouts and return desks
- Extended sturdy steel framework and bench tops which take on a floating look

Double Straight Desks with Returns



CODE	W	D	H	w	d	RRP
ER2888	2800	800	725	600	1600	£1232
ER3288	3200	800	725	600	1600	£1295



- Two straight desks side-by-side with scalloped cutouts and return desks
- Returns can be fitted to either side of desk to extend the working area

Four Desk Clusters with Returns



CODE	W	D	H	w	d	RRP
ER28168	2800	800	725	600	3200	£2093
ER32168	3200	800	725	600	3200	£2216



- Back-to-back desks with returns for a modern bench desk configuration
- Legs are shared between desk clusters with a recessed centre leg support





Black (K)

Silver (S)

White (WH)

Beech (B)

Grey Oak (GO)

Oak (O)


Walnut (W)

White (WH)

White/Oak (WO)

Please add frame finish followed by desktop finish when ordering eg. ER16168 with Black frame in Grey Oak = E16168-K-GO


Single Desk Cable Trays



CODE	W	D	H	RRP
ED12SCT	1000	100	60	£77
ED14SCT	1200	100	60	£87
ED16SCT	1400	100	60	£129

- Cable management tray to use on single straight desks
- Positioned under the desk so cables are out of the way but easily accessible

Central Drop Down Cable Trays & Brackets



CODE	W	D	H	RRP
ED12DCT	1000	320	60	£137
ED14DCT	1200	320	60	£145
ED16DCT	1400	320	60	£151

- Shared cable tray which sits central to two back-to-back desks
- Cables can run between two trays for effective cable management & drops down

Mass Vertical Cable Riser




- Shown with cover



CODE	W	D	H	RRP
EDCR	390	65	500	£156

- Fits between recessed centre leg supports to allow cables to rise from the floor
- Front panel can be removed quickly and easily to gain access to wires



Black (K)



Silver (S)



White (WH)

Please add metal finish when ordering eg. **EDCR** in Silver = **EDCR-S**

Single Starter Units



CODE	W	D	H	RRP
E126-SB	1200	600	725	£418
E146-SB	1400	600	725	£435
E166-SB	1600	600	725	£462
E128-SB	1200	800	725	£464
E148-SB	1400	800	725	£488
E168-SB	1600	800	725	£522

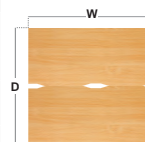


- Single straight starter unit desk with scalloped cut outs in the desktops
- Extend into a modular bench desk system with single desk add-on units

Back-to-Back Starter Units



CODE	W	D	H	RRP
E1212-SB	1200	1200	725	£766
E1412-SB	1400	1200	725	£794
E1612-SB	1600	1200	725	£853
E1216-SB	1200	1600	725	£817
E1416-SB	1400	1600	725	£862
E1616-SB	1600	1600	725	£927



- Two straight starter unit desks back-to-back with scalloped cut outs
- Extend into a modular system with back-to-back desk add-on units

Start simple Then Adapt easily!

Offering choice is essential when creating a space for an agile workforce, and Adapt's thoughtful design and versatile components help you to do more with less.

The flexibility of bench desking allows for easy reconfiguration and expansion of the work area as one project is completed and a new team moves into the space.

Start & Add

Each bench desk configuration starts with a starter unit which can be back-to-back desks, double back-to-back desks, or triple back-to-back desks. Choose your starter unit width, depth and colour

Then simply add your add-on units.



Beam

Steel legs and framework for enhanced strength and stability

Mass cable riser

Manages all the cables from the desk to the floor



Black (**K**)

Silver (**S**)

White (**WH**)



Beech (**B**)



Grey Oak (**GO**)



Oak (**O**)



Walnut (**W**)



White (**WH**)



White/Oak (**WO**)

Please add frame finish followed by desktop finish when ordering eg. **E166-SB** with Silver frame in Beech = **E166-SB-S-B**

Single Add-on Units



CODE	W	D	H	RRP
E126-AB	1200	600	725	£278
E146-AB	1400	600	725	£296
E166-AB	1600	600	725	£324
E128-AB	1200	800	725	£310
E148-AB	1400	800	725	£333
E168-AB	1600	800	725	£364

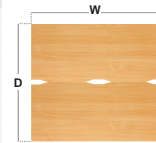


- Single straight add-on unit desk with scalloped cut outs in the desktops
- Use with single desks to extend into a modular system

Back-to-Back Add-on Units



CODE	W	D	H	RRP
E1212-AB	1200	1200	725	£489
E1412-AB	1400	1200	725	£523
E1612-AB	1600	1200	725	£577
E1216-AB	1200	1600	725	£539
E1416-AB	1400	1600	725	£585
E1616-AB	1600	1600	725	£646



- Two straight add-on unit desks back-to-back with scalloped cut outs
- Use with back-to-back desks to extend into a modular system



Cable trays

Central drop down cable trays for easy cable management

Inset legs

Provides improved leg room as the recessed leg is positioned in the centre of the desks

How it works

Today's benching solution has improved flexibility, mobility, and easy access to power and data, which make it the ideal solution for open plan offices to facilitate interaction and collaboration among workers. These desk clusters are available in numerous sizes, leg colours and desktop finishes, with screen options and bespoke cable management solutions – everything an office needs to create a happy, healthy, high performing working environment.

Please note:

Don't mix 600mm deep desks with 800mm deep desks, and don't mix 1200mm deep with 1600mm deep back-to-back desk clusters. You can't mix fixed tops and sliding top desks.

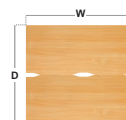


Please add frame finish followed by desktop finish when ordering eg. **E1616-AB** with Silver frame in Beech = **E1616-AB-S-B**

Back-to-Back Desks - Sliding Tops



CODE	W	D	H	RRP
STE1212	1200	1200	725	£978
STE1412	1400	1200	725	£1018
STE1612	1600	1200	725	£1089
STE1216	1200	1600	725	£1045
STE1416	1400	1600	725	£1106
STE1616	1600	1600	725	£1185

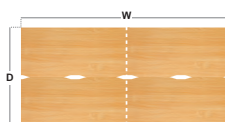


- Two straight desks back-to-back with scalloped cut outs in the tops
- Desktops slide forward up to 125mm allowing greater cable access

Double Back-to-Back Desks - Sliding Tops



CODE	W	D	H	RRP
STE2412	2400	1200	725	£1600
STE2812	2800	1200	725	£1680
STE3212	3200	1200	725	£1821
STE2416	2400	1600	725	£1730
STE2816	2800	1600	725	£1851
STE3216	3200	1600	725	£2007

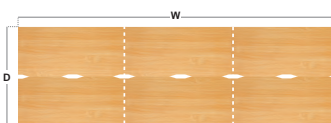


- Four straight desks in a double back-to-back bench desk configuration
- Desktops slide forward up to 125mm allowing greater cable access

Triple Back-to-Back Desks - Sliding Tops



CODE	W	D	H	RRP
STE3612	3600	1200	725	£2220
STE4212	4200	1200	725	£2338
STE4812	4800	1200	725	£2556
STE3616	3600	1600	725	£2416
STE4216	4200	1600	725	£2594
STE4816	4800	1600	725	£2833



- Six straight desks in a triple back-to-back bench desk configuration
- Desktops slide forward up to 125mm allowing greater cable access



Black (K)

Silver (S)

White (WH)



Beech (B)



Grey Oak (GO)



Oak (O)



Walnut (W)



White (WH)



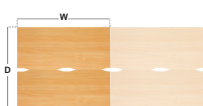
White/Oak (WO)

Please add frame finish followed by desktop finish when ordering eg. [STE1616](#) with Silver frame in Walnut = [STE1616-S-W](#)

Back-to-Back Starter Units - Sliding Tops



CODE	W	D	H	RRP
STE1212-SB	1200	1200	725	£978
STE1412-SB	1400	1200	725	£1018
STE1612-SB	1600	1200	725	£1089
STE1216-SB	1200	1600	725	£1045
STE1416-SB	1400	1600	725	£1106
STE1616-SB	1600	1600	725	£1185

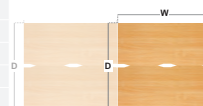


- Two straight desks back-to-back with scalloped cut outs in the tops
- Desktops slide forward up to 125mm allowing greater cable access


Back-to-Back Add-On Units - Sliding Tops



CODE	W	D	H	RRP
STE1212-AB	1200	1200	725	£626
STE1412-AB	1400	1200	725	£666
STE1612-AB	1600	1200	725	£737
STE1216-AB	1200	1600	725	£689
STE1416-AB	1400	1600	725	£749
STE1616-AB	1600	1600	725	£829



- Two straight add-on unit desks back-to-back with tops that slide forward
- Recessed leg is positioned in the centre of the bench desks



Sliding tops

Adapt desks with sliding tops are the perfect solution to your bench desk needs, with the helping hand of having easy access to the cables and cable trays between the desks.

The tops of these desks slide back and forward up to 125mm when required to allow easy access between back to back desks to attach screens or to access the cable management system. Each top can be moved individually.



Please add frame finish followed by desktop finish when ordering eg. **STE1616-AB** with Silver frame in Walnut = **STE1616-AB-S-W**

Fuze



Accreditations



Product
guarantee



Designed &
manufactured

Styles



Straight



Back-to-back

About

Increasingly, businesses are moving away from dedicated single employee workspaces, towards more flexible working environments, and bench desk systems are the ideal solution for high density open plan workplaces. Fuze bench desks blend the best of European design with the highest workmanship standards to span a wide range of applications and support the most creative of workspaces.



Bench desk system with shared, recessed legs for runs of desks

Solid oak legs with sleek, curved lines for a contemporary look

White steel framework for enhanced strength and stability

Scalloped cut outs in the 25mm desktops allowing cables to pass through

Cable tray and vertical risers to ensure complete cable control

Frames



Oak legs & White metal frame

Wood Finishes



Grey Oak
(GO)



Oak
(O)



White
(WH)



White/Oak
(WO)

Single Desks



CODE	W	D	H	RRP
FZ128	1200	800	725	£794
FZ148	1400	800	725	£830
FZ168	1600	800	725	£861

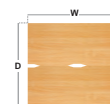


- Single straight desks 800mm deep with scalloped cutouts in the desktops
- Solid oak leg frame provides a stylish twist on bench desking with a steel frame

Back-to-Back Desks



CODE	W	D	H	RRP
FZ1216	1200	1600	725	£963
FZ1416	1400	1600	725	£1027
FZ1616	1600	1600	725	£1060



- Two straight 800mm deep desks back-to-back with scalloped cutouts in the desktops
- Solid oak leg frame provides a stylish twist on bench desking with a steel frame

Double Back-to-Back Desks



CODE	W	D	H	RRP
FZ2416	2400	1600	725	£1524
FZ2816	2800	1600	725	£1655
FZ3216	3200	1600	725	£1721



- Four straight 800mm deep desks in a double back-to-back bench desk configuration
- Solid oak legs are shared between desk clusters with a recessed centre leg support

Triple Back-to-Back Desks



CODE	W	D	H	RRP
FZ3616	3600	1600	725	£2084
FZ4216	4200	1600	725	£2282
FZ4816	4800	1600	725	£2379



- Six straight 800mm deep desks in a triple back-to-back bench desk configuration
- Solid oak legs are shared between desk clusters with 2 recessed centre leg supports



White (WH)



Grey Oak (GO)



Oak (O)



White (WH)



White/Oak (WO)

Please add frame finish followed by desktop finish when ordering eg. **FZ168** with White frame in Grey Oak = **FZ168-WH-GO**

Back-to-Back Starter Units



CODE	W	D	H	RRP
FZ1216-SB	1200	1600	725	£963
FZ1416-SB	1400	1600	725	£1027
FZ1616-SB	1600	1600	725	£1060

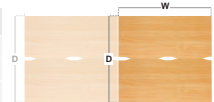


- Two straight 800mm deep desk starter units back-to-back with scalloped cutouts
- Extend into a modular bench desk system with back-to-back desk add-on units

Back-to-Back Add-on Units



CODE	W	D	H	RRP
FZ1216-AB	1200	1600	725	£565
FZ1416-AB	1400	1600	725	£630
FZ1616-AB	1600	1600	725	£664



- Two straight 800mm deep desk add-on units back-to-back with scalloped cutouts
- Recessed solid oak leg is positioned in the centre of the desks

Start simple Then Fuze together!

Offering choice is essential when creating a space for an agile workforce, and Fuze's stylish design and versatile components help you to do more with less.

The flexibility of bench desking allows for easy reconfiguration and expansion of the work area as one project is completed and a new team moves into the space.



Cable trays

Central drop down cable trays for easy cable management

Mass cable riser

Manages all the cables from the desk to the floor

Inset leg

Provides improved leg room as the recessed leg is positioned in the centre of the desks

Modern framework

Solid oak legs and steel framework for enhanced strength and stability

Start & Add



Each bench desk configuration starts with a starter unit – which can be back-to-back desks, double back-to-back desks, or triple back-to-back desks. Choose your starter unit width, depth and colour

Then simply add your add-on units.



White (WH)



Grey Oak (GO)



Oak (O)



White (WH)



White/Oak (WO)

Please add frame finish followed by desktop finish when ordering eg. **FZ1616-SB** with White frame in Grey Oak = **FZ1616-SB-WH-GO**

Single Desk Cable Tray



CODE	W	D	H	RRP
ED12SCT	1000	100	60	£77
ED14SCT	1200	100	60	£87
ED16SCT	1400	100	60	£129

- Cable management tray to use on single straight desks
- Positioned under the desk so cables are out of the way but easily accessible

Central Drop Down Cable Tray & Bracket



CODE	W	D	H	RRP
ED12DCT	1000	320	60	£137
ED14DCT	1200	320	60	£145
ED16DCT	1400	320	60	£151

- Shared cable tray which sits central to two back-to-back desks
- Cables can run between two trays for effective cable management & drops down

Mass Vertical Cable Riser



CODE	W	D	H	RRP
FZCR	188-570	80	520	£122

- Fits between recessed centre leg supports to allow cables to rise from the floor
- Front panel can be removed quickly and easily to gain access to wires



White (WH)

Please add metal finish when ordering eg. ED16SCT in White = ED16SCT-WH

FUZE

BENCH DESKING ON A LONG FUZE



“Stylish, solid oak leg frames”

Connex



Accreditations



Product
guarantee



Designed &
manufactured



BS EN527-2:2016

Styles



Straight



Back-to-back

About

Connex bench desking is based on one principle – simplicity. With its clean lines and elegant form, Connex offers a choice of classic tried and tested configurations from a single desk to hundreds of workstations in a wide variety of sizes to fit any office space. The legs can be shared between bench clusters, which not only look aesthetically pleasing, but save space and decreases costs.



Bench desk system with shared, recessed legs for runs of desks

Square steel framework with mitred frame for enhanced strength & stability

Desktops with cable access ports to feed plugs and cables through


Quick assembly modular bench desk system for high density office spaces

Cable tray and vertical risers to ensure complete cable control

Frames



Silver
(S)



White
(WH)

Wood Finishes



Beech
(B)



Grey Oak
(GO)



Oak
(O)



Walnut
(W)



White
(WH)

Single Desks



CODE	W	D	H	RRP
CO128	1200	800	725	£386
CO148	1400	800	725	£406
CO168	1600	800	725	£434



- Single straight desks 800mm deep with two cable access ports
- Rectangular steel framework in silver or white with excellent strength & stability

Back-to-Back Desks



CODE	W	D	H	RRP
CO1216	1200	1600	725	£676
CO1416	1400	1600	725	£718
CO1616	1600	1600	725	£767

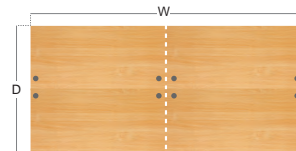


- Two straight 800mm deep desks back-to-back, both with two cable access ports
- Extended rectangular steel framework in silver or white for added strength & stability

Double Back-to-Back Desks




CODE	W	D	H	RRP
CO2416	2400	1600	725	£1120
CO2816	2800	1600	725	£1211
CO3216	3200	1600	725	£1300

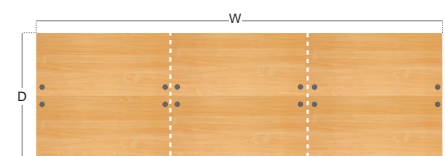


- Four straight 800mm deep desks in a double back-to-back bench desk configuration
- Legs are shared between desk clusters with a recessed centre leg support to save space and costs

Triple Back-to-Back Desks



CODE	W	D	H	RRP
CO3616	3600	1600	725	£1606
CO4216	4200	1600	725	£1681
CO4816	4800	1600	725	£1834



- Six straight 800mm deep desks in a triple back-to-back bench desk configuration
- Legs are shared between desk clusters with two recessed centre leg supports to save space and costs



Silver (S)



White (WH)



Beech (B)



Grey Oak (GO)



Oak (O)



Walnut (W)



White (WH)

Please add frame finish followed by desktop finish when ordering eg. **CO168** with Silver frame in Beech = **CO168-S-B**

Single Add-on Units



CODE	W	D	H	RRP
CO128-AB	1200	800	725	£274
CO148-AB	1400	800	725	£296
CO168-AB	1600	800	725	£349



- Single desk add-on units 800mm deep, supplied with a recessed centre leg
- Recessed leg is positioned in the centre of the bench desks

Back-to-Back Add-on Units



CODE	W	D	H	RRP
CO1216-AB	1200	1200	725	£445
CO1416-AB	1400	1200	725	£498
CO1616-AB	1600	1200	725	£537



- Two straight 800mm deep add-on units back-to-back, supplied with a centre leg
- Recessed leg is positioned in the centre of the bench desks and can be extended

Start simple Then Connex add-on units!

Offering choice is essential when creating a space for an agile workforce, and Connex's clever design and versatile components help you to do more with less.

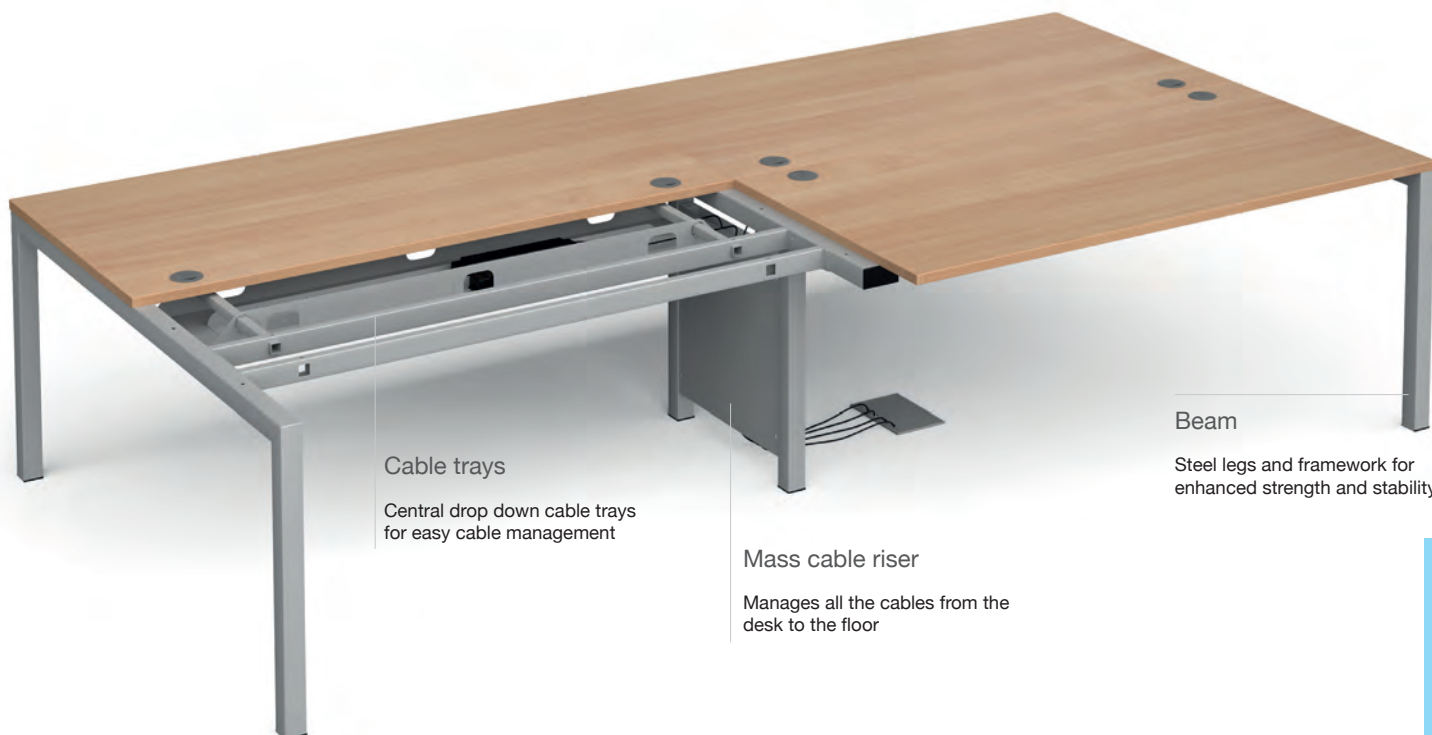
Each bench desk configuration starts with a starter unit – which can be back-to-back desks, double back-to-back desks, or triple back-to-back desks. Choose your starter unit width, depth and colour

Start & Add



Each bench desk configuration starts with a straight desk – which can be single, back-to-back desks, double back-to-back desks, or triple back-to-back desks. Choose your starting desk width, depth and colour

Then simply add your add-on units.



Cable trays

Central drop down cable trays for easy cable management

Mass cable riser

Manages all the cables from the desk to the floor

Beam

Steel legs and framework for enhanced strength and stability



Silver (**S**)



White (**WH**)



Beech (**B**)



Grey Oak (**GO**)



Oak (**O**)



Walnut (**W**)



White (**WH**)

Please add frame finish followed by desktop finish when ordering eg. **CO168-AB** with Silver frame in Beech = **CO168-AB-S-B**

Single Cable Trays




CODE	W	D	H	RRP
COU12SCT	1000	75	50	£69
COU14SCT	1200	75	50	£79
COU16SCT	1400	75	50	£88

- Cable management tray to use on single straight desks
- Positioned under the desk so cables are out of the way but easily accessible



Double Cable Trays



CODE	W	D	H	RRP
COU12DCT	1000	300	100	£109
COU14DCT	1200	300	100	£118
COU16DCT	1400	300	100	£133

- Shared cable tray which sits central to two back-to-back desks
- Cables can run between two trays for effective cable management



Vertical Cable Riser



CODE	W	D	H	RRP
COUEDCR	450	50	700	£155

- Fits between recessed centre leg supports to allow cables to rise from the floor
- Front panel can be removed quickly and easily to gain access to wires



Silver (S)



White (WH)

Please add metal finish when ordering eg. COU16SCT in Silver = COU16SCT-S

CONNEX

SIMPLY CONNEX ADD-ON UNITS



“Recessed legs for runs of desks”

TR10



Accreditations

Product
guaranteeDesigned &
manufactured

Styles



Straight



Return desk



Wave



Ergonomic

About

With its strong lines and elegant form, TR10 is a streamlined desking system built for demanding work places and is a popular choice for a wide range of projects. The cable managed cantilever leg design allows users to hide and store unsightly cables, keeping them off the ground where they could create trip hazards and making the desk area both safe and aesthetically pleasing.



Telescopic beam underframe which can extend to the correct size

Cantilever leg frames with vertical cable management

Desktops with cable access ports to feed cables through


Return desks allow for a greater working area and more desk space

Height settable desk option from 630-830mm

Frames



Silver
(S)




White
(WH)

Wood Finishes



Beech
(B)



Grey Oak
(GO)



Oak
(O)



Walnut
(W)



White
(WH)

Single Desks 600mm



CODE	W	D	H	RRP
T608	800	600	725	£361
T610	1000	600	725	£367
T612	1200	600	725	£383
T614	1400	600	725	£391
T616	1600	600	725	£411



- Rectangular desks 600mm deep with single cable access ports
- Smaller desks are ideal for areas where space is limited

Return Desk



CODE	W	D	H	RRP
TR86	800	600	725	£223



- 800mm return desk that sits on either side of the straight 800mm desks
- Comes complete with TR10 leg frame to retro-fit existing straight desks

Single Desks 800mm

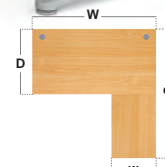


CODE	W	D	H	RRP
T8	800	800	725	£396
T10	1000	800	725	£404
T12	1200	800	725	£418
T14	1400	800	725	£427
T16	1600	800	725	£439
T18	1800	800	725	£499



- Rectangular desks 800mm deep with two cable access ports
- T8 & T10 only have one central cable access port

Single Desks with Returns



CODE	W	D	H	w	d	RRP
TRD14	1400	800	725	600	1600	£646
TRD16	1600	800	725	600	1600	£662
TRD18	1800	800	725	600	1600	£719

- Rectangular desks 800mm deep complete with 800mm return desk
- Return can be fitted to either side of desk to extend the working area

Height Settable Straight Desks



CODE	W	D	H	RRP
THS8	800	800	630-830	£642
THS10	1000	800	630-830	£648
THS12	1200	800	630-830	£666
THS14	1400	800	630-830	£673
THS16	1600	800	630-830	£691
THS18	1800	800	630-830	£729



- Easily set the desk height at 630-830mm high or at 20mm intervals in between
- Ideal for people both tall and small, and as extended height for wheelchair access

Silver (**S**)White (**WH**)Beech (**B**)Grey Oak (**GO**)Oak (**O**)Walnut (**W**)White (**WH**)

Please add frame finish followed by desktop finish when ordering eg. **T616** with Silver frame in Grey Oak = **T616SGO**

Left Hand Wave Desks



CODE	W	D	H	d	RRP
TWL14	1400	800	725	990	£488
TWL16	1600	800	725	990	£519

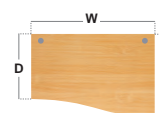


- Stylish, modern left hand wave desktops for a larger working area
- Use individually or side-by-side with the right hand desk for a full wave effect

Right Hand Wave Desks



CODE	W	D	H	d	RRP
TWR14	1400	800	725	990	£488
TWR16	1600	800	725	990	£519

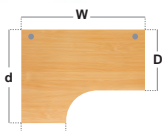


- Stylish, modern right hand wave desktops for a larger working area
- Use individually or side-by-side with the left hand desk for a full wave effect

Left Hand Ergonomic Desks



CODE	W	D	H	w	d	RRP
TBEL14	1400	800	725	600	1200	£547
TBEL16	1600	800	725	600	1200	£575
TBEL18	1800	800	725	600	1200	£602

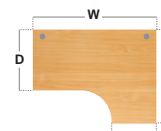


- Ergonomic left hand desktops with post leg return
- Ideal to fit into corners or cluster together to maximise office space

Right Hand Ergonomic Desks



CODE	W	D	H	w	d	RRP
TBER14	1400	800	725	600	1200	£547
TBER16	1600	800	725	600	1200	£575
TBER18	1800	800	725	600	1200	£602



- Ergonomic right hand desktops with post leg return
- Ideal to fit into corners or cluster together to maximise office space

Left Hand Deluxe Ergonomic Desks



CODE	W	D	H	w	d	RRP
TDEL14	1400	800	725	600	1200	£718
TDEL16	1600	800	725	600	1200	£746
TDEL18	1800	800	725	600	1200	£775

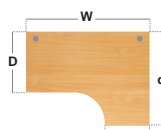


- Ergonomic left hand desktops with deluxe full leg return
- Ideal to fit into corners or cluster together to maximise office space

Right Hand Deluxe Ergonomic Desks



CODE	W	D	H	w	d	RRP
TDER14	1400	800	725	600	1200	£718
TDER16	1600	800	725	600	1200	£746
TDER18	1800	800	725	600	1200	£775



- Ergonomic right hand desktops with deluxe full leg return
- Ideal to fit into corners or cluster together to maximise office space



Silver (S)



White (WH)



Beech (B)



Grey Oak (GO)



Oak (O)



Walnut (W)



White (WH)

Please add frame finish followed by desktop finish when ordering eg. **TWL16** with Silver frame in Grey Oak = **TWL16SGO**

VIVO



Accreditations



Product
guarantee



Designed &
manufactured

Styles



Straight



Wave



Ergonomic

About

Vivo is an advanced desking system with contemporary styling and sleek, clean cut lines that lends itself to clear thinking and effective decision making. Removable leg covers with integrated wire management in the leg riser combine with the dual access cable cut-outs in the top corners of the modesty panel for complete cable management.



Desktops with cable access ports to feed cables through

Removable leg covers that allow easy and quick access to cables

Cut outs in 18mm back panels allow cables to pass through to legs

Height adjustable levelling feet for uneven floors

Full range of fabric, aluminium frame and acrylic screens available

Frames



Silver

Wood Finishes



Beech
(B)



Oak
(O)



Walnut
(W)



White
(WH)

Single Desks 600mm



CODE	W	D	H	RRP
VEX8	800	600	725	£363
VEX10	1000	600	725	£367
VEX12	1200	600	725	£386
VEX14	1400	600	725	£401
VEX16	1600	600	725	£419



- Rectangular desks 600mm deep with modesty panel
- Smaller desks are ideal for areas where space is limited

Left Hand Wave Desks



CODE	W	D	H	d	RRP
VWL14	1400	800	725	990	£533
VWL16	1600	800	725	990	£554

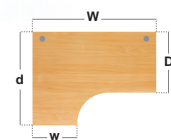


- Wave desktops for a larger working area with modesty panel & cable control
- Use individually or side-by-side with the right hand desk for a full wave effect

Left Hand Ergonomic Desks



CODE	W	D	H	w	d	RRP
VEL14	1400	800	725	600	1200	£602
VEL16	1600	800	725	600	1200	£643
VEL18	1800	800	725	600	1200	£709



- Left hand desktops with modesty panels & full leg return with cable control
- Ideal to fit into corners or cluster together to maximise office space

Single Desks 800mm



CODE	W	D	H	RRP
V8	800	800	725	£409
V10	1000	800	725	£417
V12	1200	800	725	£429
V14	1400	800	725	£437
V16	1600	800	725	£464
V18	1800	800	725	£527

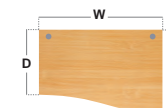


- Rectangular desks 800mm deep with modesty panel & two cable access ports
- V8 & V10 only have one central cable access port

Right Hand Wave Desks



CODE	W	D	H	d	RRP
VWR14	1400	800	725	990	£533
VWR16	1800	800	725	990	£554

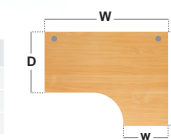


- Wave desktops for a larger working area with modesty panel & cable control
- Use individually or side-by-side with the left hand desk for a full wave effect

Right Hand Ergonomic Desks



CODE	W	D	H	w	d	RRP
VER14	1400	800	725	600	1200	£602
VER16	1600	800	725	600	1200	£643
VER18	1800	800	725	600	1200	£709



- Right hand desktops with modesty panels & full leg return with cable control
- Ideal to fit into corners or cluster together to maximise office space



Silver



Beech (B)



Oak (O)



Walnut (W)



White (WH)

Please add desktop finish when ordering eg. **VEX16** in White = **VEX16WH**

VIVO

FULLY CABLE MANAGED



“Modesty panel cutouts for cable management”

Maestro 25



Accreditations



Product
guarantee



Designed &
manufactured



EN527-1:2011,
EN527-2:2016,
EN1729-2:2012+A1:2015

Styles



Straight



Wave



Ergonomic

About

The welded double upright cantilever leg frame structure is powder coated for a stylish under frame and when combined with a 25mm melamine desktop ensures the strength and stability needed in commercial office furniture. A wide range of storage options are available from fixed and mobile pedestals to a selection of bookcases and cupboards, offering sensible storage solutions where efficiency and productivity are paramount.



Cantilever leg frame ensures easy movement and space under the desk


600mm and 800mm deep desktops with a choice of mobile and fixed pedestals

Fully welded double upright cantilever legs with adjustable feet

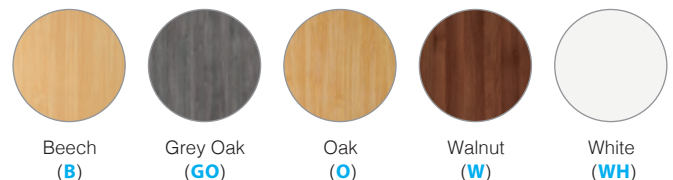
Desktops with cable access ports to feed cables through

Full range of fabric, aluminium frame and acrylic screens available

Frames



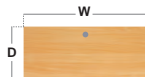
Wood Finishes



Straight Desks



CODE	W	D	H	RRP
MC608	800	600	725	£277
MC610	1000	600	725	£286
MC612	1200	600	725	£293
MC614	1400	600	725	£304
MC616	1600	600	725	£320

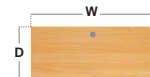


- Rectangular desks 600mm deep with cantilever leg frame
- Single cable access port positioned centrally on desktop

Straight Desks with Two Drawer Pedestal



CODE	W	D	H	RRP
MC612P2	1200	600	725	£415
MC614P2	1400	600	725	£429
MC616P2	1600	600	725	£441

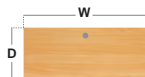


- Rectangular desks 600mm deep with cantilever frame & single cable access port
- Two drawer fixed pedestal which can be fitted to left or right hand side

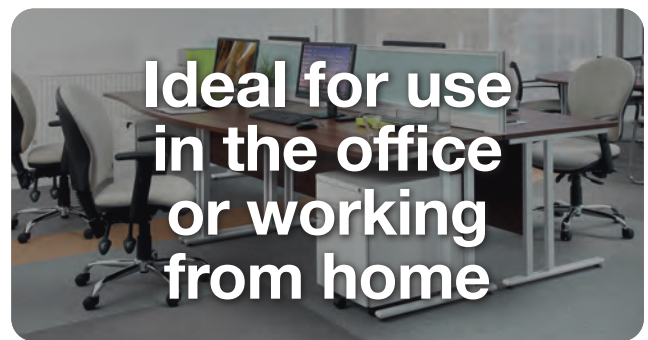
Straight Desks with 2 x Two Drawer Pedestals



CODE	W	D	H	RRP
MC616P22	1600	600	725	£567



- Rectangular desks 600mm deep with cantilever frame & single cable access port
- 2 x two drawer fixed pedestals with shallow drawers and handles



Black (K)



Silver (S)



White (WH)



Beech (B)



Grey Oak (GO)



Oak (O)



Walnut (W)



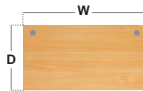
White (WH)

Please add frame finish followed by desktop finish when ordering eg. MC616 with Silver frame in Beech = MC616SB

Straight Desks



CODE	W	D	H	RRP
MC8	800	800	725	£300
MC10	1000	800	725	£312
MC12	1200	800	725	£321
MC14	1400	800	725	£332
MC16	1600	800	725	£343
MC18	1800	800	725	£426



- Rectangular desks 800mm deep with cantilever frame & two cable access ports
- MC8 & MC10 only have one central cable access port

Straight Desks with Two Drawer Pedestal



CODE	W	D	H	RRP
MC12P2	1200	800	725	£483
MC14P2	1400	800	725	£499
MC16P2	1600	800	725	£507
MC18P2	1800	800	725	£592



- Rectangular desks 800mm deep with cantilever frame & two cable access ports
- Two drawer fixed pedestal which can be fitted to left or right hand side

Straight Desks with Three Drawer Pedestal



CODE	W	D	H	RRP
MC12P3	1200	800	725	£483
MC14P3	1400	800	725	£499
MC16P3	1600	800	725	£507
MC18P3	1800	800	725	£592



- Rectangular desks 800mm deep with cantilever frame & two cable access ports
- Three drawer fixed pedestal which can be fitted to left or right hand side

Straight Desks with 2 x Two Drawer Pedestals



CODE	W	D	H	RRP
MC16P22	1600	800	725	£673
MC18P22	1800	800	725	£759



- Rectangular desks 800mm deep with cantilever frame & two cable access ports
- 2 x two drawer fixed pedestals with shallow and filing drawers with handles

Straight Desks with Two & Three Drawer Pedestals



CODE	W	D	H	RRP
MC16P23	1600	800	725	£673
MC18P23	1800	800	725	£759



- Rectangular desks 800mm deep with cantilever frame & two cable access ports
- Two and three drawer fixed pedestals which can be fitted to either side

Straight Desks with 2 x Three Drawer Pedestals



CODE	W	D	H	RRP
MC16P33	1600	800	725	£673
MC18P33	1800	800	725	£759



- Rectangular desks 800mm deep with cantilever frame & two cable access ports
- 2 x three drawer fixed pedestals with three shallow drawers



Black (K)

Silver (S)

White (WH)

Beech (B)

Grey Oak (GO)

Oak (O)

Walnut (W)

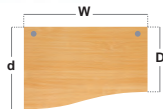
White (WH)

Please add frame finish followed by desktop finish when ordering eg. MC16 with Silver frame in Beech = MC16SB

Left Hand Wave Desks



CODE	W	D	H	d	RRP
MC14WL	1400	800	725	990	£385
MC16WL	1600	800	725	990	£404

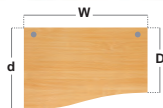


- Modern left hand wave desktops for a larger working area with cantilever frame
- Use individually or side-by-side with the right hand desk for a full wave effect

Left Hand Wave Desks with Two Drawer Pedestal



CODE	W	D	H	d	RRP
MC14WLP2	1400	800	725	990	£553
MC16WLP2	1600	800	725	990	£572



- Modern left hand wave desktops for a larger working area with cantilever frame
- Two drawer pedestal which is fixed to the 800mm deep end

Left Hand Wave Desks with Three Drawer Pedestal



CODE	W	D	H	d	RRP
MC14WLP3	1400	800	725	990	£553
MC16WLP3	1600	800	725	990	£572

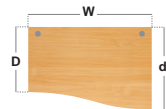


- Modern left hand wave desktops for a larger working area with cantilever frame
- Three drawer pedestal which is fixed to the 800mm deep end

Right Hand Wave Desks



CODE	W	D	H	d	RRP
MC14WR	1400	800	725	990	£385
MC16WR	1600	800	725	990	£404



- Modern right hand wave desktops for a larger working area with cantilever frame
- Use individually or side-by-side with the left hand desk for a full wave effect

Right Hand Wave Desks with Two Drawer Pedestal



CODE	W	D	H	d	RRP
MC14WRP2	1400	800	725	990	£553
MC16WRP2	1600	800	725	990	£572



- Modern right hand wave desktops for a larger working area with cantilever frame
- Two drawer fixed pedestal which accepts A4 and foolscap files

Right Hand Wave Desks with Three Drawer Pedestal



CODE	W	D	H	d	RRP
MC14WRP3	1400	800	725	990	£553
MC16WRP3	1600	800	725	990	£572



- Modern right hand wave desktops for a larger working area with cantilever frame
- Three drawer fixed pedestal with three shallow drawers

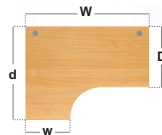
Black (**K**)Silver (**S**)White (**WH**)Beech (**B**)Grey Oak (**GO**)Oak (**O**)Walnut (**W**)White (**WH**)

Please add frame finish followed by desktop finish when ordering eg. **MC16WR** with Black frame in Grey Oak = **MC16WRKGO**

Left Hand Ergonomic Desks



CODE	W	D	H	w	d	RRP
MC14EL	1400	800	725	600	1200	£463
MC16EL	1600	800	725	600	1200	£500
MC18EL	1800	800	725	600	1200	£567

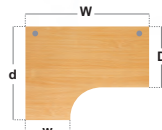


- Ergonomic left hand desktops with cantilever frame and full leg return
- Ideal to fit into corners or cluster together to maximise office space

Left Hand Ergonomic Desks with Two Drawer Pedestal



CODE	W	D	H	w	d	RRP
MC16ELP2	1600	800	725	600	1200	£667
MC18ELP2	1800	800	725	600	1200	£734

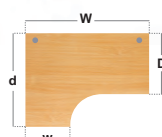


- Ergonomic left hand desktops with cantilever frame and full leg return
- Two drawer pedestal which is fixed to the 800mm deep end

Left Hand Ergonomic Desks with Three Drawer Pedestal



CODE	W	D	H	w	d	RRP
MC16ELP3	1600	800	725	600	1200	£667
MC18ELP3	1800	800	725	600	1200	£734

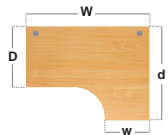


- Ergonomic left hand desktops with cantilever frame and full leg return
- Three drawer pedestal which is fixed to the 800mm deep end

Right Hand Ergonomic Desks



CODE	W	D	H	w	d	RRP
MC14ER	1400	800	725	600	1200	£463
MC16ER	1600	800	725	600	1200	£500
MC18ER	1800	800	725	600	1200	£567

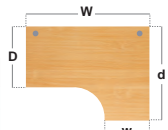


- Ergonomic right hand desktops with cantilever frame and full leg return
- Ideal to fit into corners or cluster together to maximise office space

Right Hand Ergonomic Desks with Two Drawer Pedestal



CODE	W	D	H	w	d	RRP
MC16ERP2	1600	800	725	600	1200	£667
MC18ERP2	1800	800	725	600	1200	£734

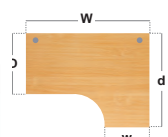


- Ergonomic right hand desktops with cantilever frame and full leg return
- Two drawer fixed pedestal which accepts A4 and foolscap files

Right Hand Ergonomic Desks with Three Drawer Pedestal



CODE	W	D	H	w	d	RRP
MC16ERP3	1600	800	725	600	1200	£667
MC18ERP3	1800	800	725	600	1200	£734



- Ergonomic right hand desktops with cantilever frame and full leg return
- Three drawer fixed pedestal with three shallow drawers



Black (K)



Silver (S)



White (WH)



Beech (B)



Grey Oak (GO)



Oak (O)



Walnut (W)



White (WH)

Please add frame finish followed by desktop finish when ordering eg. MC16ER with Black frame in Grey Oak = MC16ERKGO

Maestro 25



Accreditations



Product
guarantee



Designed &
manufactured



EN527-1:2011,
EN527-2:2016,
EN1729-2:2012+A1:2015

Styles



Straight



Wave



Ergonomic

About

This multi-functional desking collection is designed to fit a variety of office environments, whilst offering an effective and affordable solution to cable control, with 25mm desktops that ensure the strength and stability needed in commercial office furniture. A wide range of storage options are available from fixed and mobile pedestals to a selection of bookcases and cupboards, offering sensible storage solutions where efficiency and productivity are paramount.



Fully welded double upright cantilever legs with adjustable feet


Removable leg covers that allow easy and quick access to cables

600mm and 800mm deep desktops with a choice of fixed pedestals

Desktops with cable access ports to feed cables through

Full range of fabric, aluminium frame and acrylic screens available

Frames

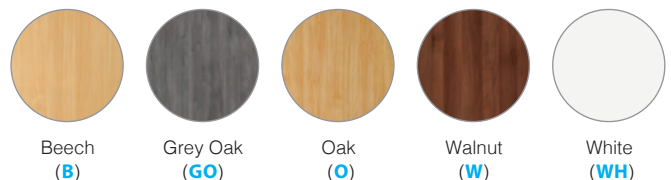


Black
(K)

Silver
(S)

White
(WH)

Wood Finishes



Beech
(B)

Grey Oak
(GO)

Oak
(O)

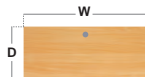
Walnut
(W)

White
(WH)

Straight Desks



CODE	W	D	H	RRP
MCM608	800	600	725	£351
MCM610	1000	600	725	£357
MCM612	1200	600	725	£373
MCM614	1400	600	725	£388
MCM616	1600	600	725	£408

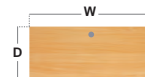


- Rectangular desks 600mm deep with cantilever leg frame
- Single cable access port positioned centrally on desktop

Straight Desks with Two Drawer Pedestal



CODE	W	D	H	RRP
MCM612P2	1200	600	725	£498
MCM614P2	1400	600	725	£510
MCM616P2	1600	600	725	£529



- Rectangular desks 600mm deep with cable managed leg & single cable port
- Two drawer fixed pedestal which can be fitted to left or right hand side

Straight Desks with 2 x Two Drawer Pedestals



CODE	W	D	H	RRP
MCM616P22	1600	600	725	£652



- Rectangular desks 600mm deep with cable managed leg & single cable port
- 2 x two drawer fixed pedestals with shallow drawers and handles



Black (K)



Silver (S)



White (WH)



Beech (B)



Grey Oak (GO)



Oak (O)



Walnut (W)



White (WH)

Please add frame finish followed by desktop finish when ordering eg. [MCM616](#) with White frame in Walnut = [MCM616WHW](#)

Straight Desks



CODE	W	D	H	RRP
MCM8	800	800	725	£395
MCM10	1000	800	725	£405
MCM12	1200	800	725	£414
MCM14	1400	800	725	£426
MCM16	1600	800	725	£451
MCM18	1800	800	725	£510



- Rectangular desks 800mm deep with cable managed leg & two cable ports
- MCM8 & MCM10 only have one central cable access port

Straight Desks with Two Drawer Pedestal



CODE	W	D	H	RRP
MCM12P2	1200	800	725	£537
MCM14P2	1400	800	725	£547
MCM16P2	1600	800	725	£573
MCM18P2	1800	800	725	£635



- Rectangular desks 800mm deep with cable managed leg & two cable ports
- Two drawer fixed pedestal which can be fitted to left or right hand side

Straight Desks with Three Drawer Pedestal



CODE	W	D	H	RRP
MCM12P3	1200	800	725	£537
MCM14P3	1400	800	725	£547
MCM16P3	1600	800	725	£573
MCM18P3	1800	800	725	£635



- Rectangular desks 800mm deep with cable managed leg & two cable ports
- Three drawer fixed pedestal which can be fitted to left or right hand side

Straight Desks with 2 x Two Drawer Pedestals



CODE	W	D	H	RRP
MCM16P22	1600	800	725	£696
MCM18P22	1800	800	725	£757



- Rectangular desks 800mm deep with cable managed leg & two cable ports
- 2 x two drawer fixed pedestals which accept A4 and foolscap files

Straight Desks with Two & Three Drawer Pedestals



CODE	W	D	H	RRP
MCM16P23	1600	800	725	£696
MCM18P23	1800	800	725	£757



- Rectangular desks 800mm deep with cable managed leg & two cable ports
- Two and three drawer fixed pedestals which can be fitted to either side

Straight Desks with 2 x Three Drawer Pedestals



CODE	W	D	H	RRP
MCM16P33	1600	800	725	£696
MCM18P33	1800	800	725	£757



- Rectangular desks 800mm deep with cable managed leg & two cable ports
- 2 x three drawer fixed pedestals with three shallow drawers



Black (K)



Silver (S)



White (WH)



Beech (B)



Grey Oak (GO)



Oak (O)



Walnut (W)



White (WH)

Please add frame finish followed by desktop finish when ordering eg. **MCM16** with White frame in Walnut = **MCM16WHW**

Left Hand Wave Desks



CODE	W	D	H	d	RRP
MCM14WL	1400	800	725	990	£507
MCM16WL	1600	800	725	990	£526

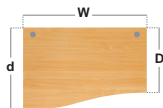


- Modern left hand wave desktops for a larger working area with cable managed leg
- Use individually or side-by-side with the right hand desk for a full wave effect

Left Hand Wave Desks with Two Drawer Pedestal



CODE	W	D	H	d	RRP
MCM14WLP2	1400	800	725	990	£676
MCM16WLP2	1600	800	725	990	£695

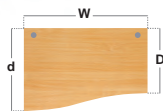


- Modern left hand wave desktops for a larger working area with cable managed leg
- Two drawer pedestal which is fixed to the 800mm deep end

Left Hand Wave Desks with Three Drawer Pedestal



CODE	W	D	H	d	RRP
MCM14WLP3	1400	800	725	990	£676
MCM16WLP3	1600	800	725	990	£695



- Modern left hand wave desktops for a larger working area with cable managed leg
- Three drawer pedestal which is fixed to the 800mm deep end

Right Hand Wave Desks



CODE	W	D	H	d	RRP
MCM14WR	1400	800	725	990	£507
MCM16WR	1600	800	725	990	£526

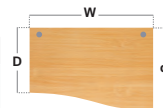


- Modern right hand wave desktops for a larger working area with cable managed leg
- Use individually or side-by-side with the left hand desk for a full wave effect

Right Hand Wave Desks with Two Drawer Pedestal



CODE	W	D	H	d	RRP
MCM14WRP2	1400	800	725	990	£676
MCM16WRP2	1600	800	725	990	£695



- Modern right hand wave desktops for a larger working area with cable managed leg
- Two drawer fixed pedestal which accepts A4 and foolscap files

Right Hand Wave Desks with Three Drawer Pedestal



CODE	W	D	H	d	RRP
MCM14WRP3	1400	800	725	990	£676
MCM16WRP3	1600	800	725	990	£695



- Modern right hand wave desktops for a larger working area with cable managed leg
- Three drawer fixed pedestal with three shallow drawers



Black (K)



Silver (S)



White (WH)



Beech (B)



Grey Oak (GO)



Oak (O)



Walnut (W)



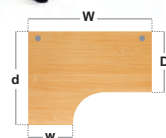
White (WH)

Please add frame finish followed by desktop finish when ordering eg. **MCM16WR** with Black frame in Oak = **MCM16WRKO**

Left Hand Ergonomic Desks



CODE	W	D	H	w	d	RRP
MCM14EL	1400	800	725	600	1200	£586
MCM16EL	1600	800	725	600	1200	£622
MCM18EL	1800	800	725	600	1200	£688

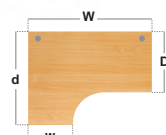


- Ergonomic left hand desktops with cable managed leg and full leg return
- Ideal to fit into corners or cluster together to maximise office space

Left Hand Ergonomic Desks with Two Drawer Pedestal



CODE	W	D	H	w	d	RRP
MCM16ELP2	1600	800	725	600	1200	£790
MCM18ELP2	1800	800	725	600	1200	£857

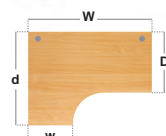


- Ergonomic left hand desktops with cable managed leg and full leg return
- Two drawer pedestal which is fixed to the 800mm deep end

Left Hand Ergonomic Desks with Three Drawer Pedestal



CODE	W	D	H	w	d	RRP
MCM16ELP3	1600	800	725	600	1200	£790
MCM18ELP3	1800	800	725	600	1200	£857

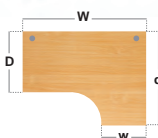


- Ergonomic left hand desktops with cable managed leg and full leg return
- Three drawer pedestal which is fixed to the 800mm deep end

Right Hand Ergonomic Desks



CODE	W	D	H	w	d	RRP
MCM14ER	1400	800	725	600	1200	£586
MCM16ER	1600	800	725	600	1200	£622
MCM18ER	1800	800	725	600	1200	£688

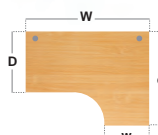


- Ergonomic right hand desktops with cable managed leg and full leg return
- Ideal to fit into corners or cluster together to maximise office space

Right Hand Ergonomic Desks with Two Drawer Pedestal



CODE	W	D	H	w	d	RRP
MCM16ERP2	1600	800	725	600	1200	£790
MCM18ERP2	1800	800	725	600	1200	£857

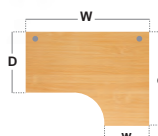


- Ergonomic right hand desktops with cable managed leg and full leg return
- Two drawer fixed pedestal which accepts A4 and foolscap files

Right Hand Ergonomic Desks with Three Drawer Pedestal



CODE	W	D	H	w	d	RRP
MCM16ERP3	1600	800	725	600	1200	£790
MCM18ERP3	1800	800	725	600	1200	£857



- Ergonomic right hand desktops with cable managed leg and full leg return
- Three drawer fixed pedestal with three shallow drawers



Black (K)



Silver (S)



White (WH)



Beech (B)



Grey Oak (GO)



Oak (O)



Walnut (W)



White (WH)

Please add frame finish followed by desktop finish when ordering eg. **MCM16ER** with Black frame in Oak = **MCM16ERKO**

Maestro 25



Accreditations



Product
guarantee



Designed &
manufactured



EN527-1:2011,
EN527-2:2016,
EN1729-2:2012+A1:2015

Styles



Straight



Wave



Ergonomic

About

The traditional panel end leg design, modesty panel and 25mm melamine desktops create a fully coordinated look and offer a practical, strong presence in any office environment. A wide range of storage options are available from fixed and mobile pedestals to a selection of bookcases and cupboards, offering sensible storage solutions where efficiency and productivity are paramount.



Panel end legs in 25mm melamine complete with adjustable feet


Large panel end legs with ABS edging and a modesty panel as standard

600mm and 800mm deep desktops with a choice of mobile and fixed pedestals

Desktops with cable access ports to feed cables through

Full range of fabric, aluminium frame and acrylic screens available

Wood Finishes



Straight Desks



CODE	W	D	H	RRP
MP608	800	600	725	£277
MP610	1000	600	725	£286
MP612	1200	600	725	£293
MP614	1400	600	725	£304
MP616	1600	600	725	£320

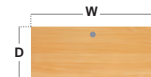


- Rectangular desks 600mm deep with panel end leg
- Single cable access port positioned centrally on desktop

Straight Desks with Two Drawer Pedestal



CODE	W	D	H	RRP
MP612P2	1200	600	725	£415
MP614P2	1400	600	725	£429
MP616P2	1600	600	725	£441

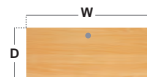


- Rectangular desks 600mm deep with panel end leg & single cable access port
- Two drawer fixed pedestal which can be fitted to left or right hand side

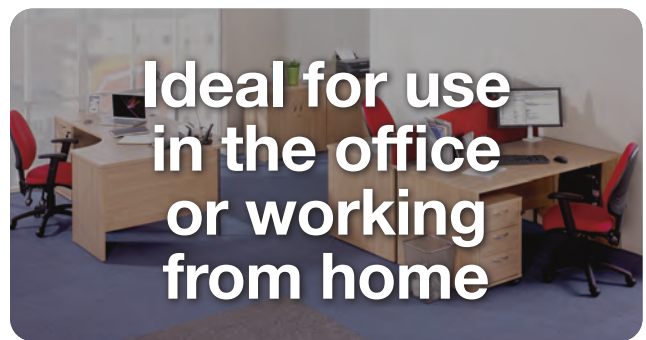
Straight Desks with 2 x Two Drawer Pedestals



CODE	W	D	H	RRP
MP616P22	1600	600	725	£567



- Rectangular desks 600mm deep with panel end leg & single cable access port
- 2 x two drawer fixed pedestals with shallow drawers and handles



Beech (B)



Grey Oak (GO)



Oak (O)



Walnut (W)



White (WH)

Please add desktop finish when ordering eg. **MP616** in White = **MP616WH**

Straight Desks



CODE	W	D	H	RRP
MP8	800	800	725	£300
MP10	1000	800	725	£312
MP12	1200	800	725	£321
MP14	1400	800	725	£332
MP16	1600	800	725	£343
MP18	1800	800	725	£426



- Rectangular desks 800mm deep with panel end legs & two cable access ports
- MP8 & MP10 only have one central cable access port

Straight Desks with Two Drawer Pedestal



CODE	W	D	H	RRP
MP12P2	1200	800	725	£483
MP14P2	1400	800	725	£499
MP16P2	1600	800	725	£507
MP18P2	1800	800	725	£592

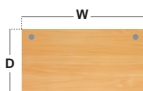


- Rectangular desks 800mm deep with panel end legs & two cable access ports
- Two drawer fixed pedestal which can be fitted to left or right hand side

Straight Desks with Three Drawer Pedestal



CODE	W	D	H	RRP
MP12P3	1200	800	725	£483
MP14P3	1400	800	725	£499
MP16P3	1600	800	725	£507
MP18P3	1800	800	725	£592

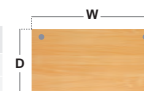


- Rectangular desks 800mm deep with panel end legs & two cable access ports
- Three drawer fixed pedestal which can be fitted to left or right hand side

Straight Desks with 2 x Two Drawer Pedestals



CODE	W	D	H	RRP
MP16P22	1600	800	725	£673
MP18P22	1800	800	725	£759



- Rectangular desks 600mm deep with panel end legs & two cable access ports
- 2 x two drawer fixed pedestals with shallow and filing drawers with handles

Straight Desks with Two & Three Drawer Pedestals



CODE	W	D	H	RRP
MP16P23	1600	800	725	£673
MP18P23	1800	800	725	£759



- Rectangular desks 800mm deep with panel end legs & two cable access ports
- Two and three drawer fixed pedestals which can be fitted to either side

Straight Desks with 2 x Three Drawer Pedestals



CODE	W	D	H	RRP
MP16P33	1600	800	725	£673
MP18P33	1800	800	725	£759



- Rectangular desks 800mm deep with panel end legs & two cable access ports
- 2 x three drawer fixed pedestals with three shallow drawers



Beech (B)



Grey Oak (GO)



Oak (O)



Walnut (W)



White (WH)

Please add desktop finish when ordering eg. **MP16** in White = **MP16WH**

Left Hand Wave Desks



CODE	W	D	H	d	RRP
MP14WL	1400	800	725	990	£385
MP16WL	1600	800	725	990	£404

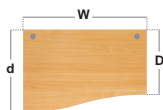


- Modern left hand wave desktops for a larger working area with panel end leg
- Use individually or side-by-side with the right hand desk for a full wave effect

Left Hand Wave Desks with Two Drawer Pedestal



CODE	W	D	H	d	RRP
MP14WLP2	1400	800	725	990	£553
MP16WLP2	1600	800	725	990	£572

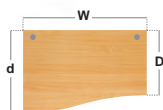


- Modern left hand wave desktops for a larger working area with panel end leg
- Two drawer pedestal which is fixed to the 800mm deep end

Left Hand Wave Desks with Three Drawer Pedestal



CODE	W	D	H	d	RRP
MP14WLP3	1400	800	725	990	£553
MP16WLP3	1600	800	725	990	£572



- Modern left hand wave desktops for a larger working area with panel end leg
- Three drawer pedestal which is fixed to the 800mm deep end

Right Hand Wave Desks



CODE	W	D	H	d	RRP
MP14WR	1400	800	725	990	£385
MP16WR	1600	800	725	990	£404

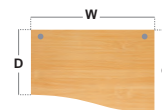


- Modern right hand wave desktops for a larger working area with panel end leg
- Use individually or side-by-side with the left hand desk for a full wave effect

Right Hand Wave Desks with Two Drawer Pedestal



CODE	W	D	H	d	RRP
MP14WRP2	1400	800	725	990	£553
MP16WRP2	1600	800	725	990	£572



- Modern right hand wave desktops for a larger working area with panel end leg
- Two drawer fixed pedestal which accepts A4 and foolscap files

Right Hand Wave Desks with Three Drawer Pedestal



CODE	W	D	H	d	RRP
MP14WRP3	1400	800	725	990	£553
MP16WRP3	1600	800	725	990	£572



- Modern right hand wave desktops for a larger working area with panel end leg
- Three drawer fixed pedestal with three shallow drawers



Beech (B)



Grey Oak (GO)



Oak (O)



Walnut (W)



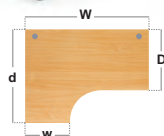
White (WH)

Please add desktop finish when ordering eg. **MP16WL** in Grey Oak = **MP16WLGO**

Left Hand Ergonomic Desks



CODE	W	D	H	w	d	RRP
MP14EL	1400	800	725	600	1200	£463
MP16EL	1600	800	725	600	1200	£500
MP18EL	1800	800	725	600	1200	£567

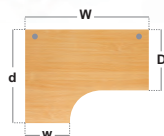


- Ergonomic left hand desktops with panel end legs and two cable access ports
- Ideal to fit into corners or cluster together to maximise office space

Left Hand Ergonomic Desks with Two Drawer Pedestal



CODE	W	D	H	w	d	RRP
MP16ELP2	1600	800	725	600	1200	£667
MP18ELP2	1800	800	725	600	1200	£734

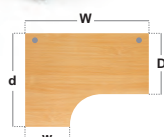


- Ergonomic left hand desktops with panel end leg and full leg return
- Two drawer pedestal which is fixed to the 800mm deep end

Left Hand Ergonomic Desks with Three Drawer Pedestal



CODE	W	D	H	w	d	RRP
MP16ELP3	1600	800	725	600	1200	£667
MP18ELP3	1800	800	725	600	1200	£734

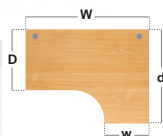


- Ergonomic left hand desktops with panel end leg and full leg return
- Three drawer pedestal which is fixed to the 800mm deep end

Right Hand Ergonomic Desks



CODE	W	D	H	w	d	RRP
MP14ER	1400	800	725	600	1200	£463
MP16ER	1600	800	725	600	1200	£500
MP18ER	1800	800	725	600	1200	£567

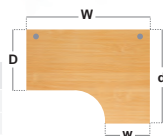


- Ergonomic right hand desktops with panel end legs and two cable access ports
- Ideal to fit into corners or cluster together to maximise office space

Right Hand Ergonomic Desks with Two Drawer Pedestal



CODE	W	D	H	w	d	RRP
MP16ERP2	1600	800	725	600	1200	£667
MP18ERP2	1800	800	725	600	1200	£734

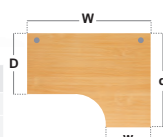


- Ergonomic right hand desktops with panel end leg and full leg return
- Two drawer fixed pedestal which accepts A4 and foolscap files

Right Hand Ergonomic Desks with Three Drawer Pedestal



CODE	W	D	H	w	d	RRP
MP16ERP3	1600	800	725	600	1200	£667
MP18ERP3	1800	800	725	600	1200	£734



- Ergonomic right hand desktops with panel end leg and full leg return
- Three drawer fixed pedestal with three shallow drawers



Beech (B)



Grey Oak (GO)



Oak (O)



Walnut (W)



White (WH)

Please add desktop finish when ordering eg. **MP16EL** in Grey Oak = **MP16ERGO**

Maestro 25



Accreditations



Product
guarantee



Designed &
manufactured



EN527-1:2011,
EN527-2:2016,
EN1729-2:2012+A1:2015

Styles



Straight

About

The fully welded H-frame leg design ensures a strong and stable workstation finished in black, silver or white to complement the 25mm melamine desktops. A wide range of storage options are available from fixed and mobile pedestals to a selection of bookcases and cupboards, offering sensible storage solutions where efficiency and productivity are paramount.



Fully welded H-frame leg design ensures a strong and stable workstation


600mm and 800mm deep desktops with a choice of fixed pedestals

Traditional four leg design is complete with adjustable feet

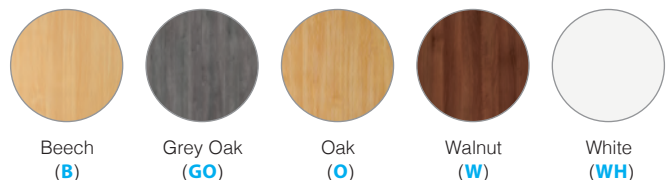
Desktops with cable access ports to feed plugs & cables through

Full range of fabric, aluminium frame and acrylic screens available

Frames



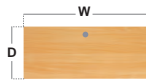
Wood Finishes



Straight Desks



CODE	W	D	H	RRP
MH608	800	600	725	£218
MH610	1000	600	725	£222
MH612	1200	600	725	£234
MH614	1400	600	725	£250
MH616	1600	600	725	£258

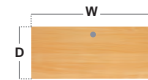


- Rectangular desks 600mm deep with H-frame legs
- Single cable access port positioned centrally on desktop

Straight Desks with Two Drawer Pedestal



CODE	W	D	H	RRP
MH612P2	1200	600	725	£359
MH614P2	1400	600	725	£371
MH616P2	1600	600	725	£383



- Rectangular desks 600mm deep with H-frame legs & single cable access port
- Two drawer fixed pedestal which can be fitted to left or right hand side

Straight Desks with 2 x Two Drawer Pedestals



CODE	W	D	H	RRP
MH616P22	1600	600	725	£505



- Rectangular desks 600mm deep with H-frame legs & single cable access port
- 2 x two drawer fixed pedestals with shallow drawers and handles



Black (K)



Silver (S)



White (WH)



Beech (B)



Grey Oak (GO)



Oak (O)



Walnut (W)



White (WH)

Please add frame finish followed by desktop finish when ordering eg. **MH616** with Silver frame in White = **MH616SWH**

Straight Desks



CODE	W	D	H	RRP
MH8	800	800	725	£243
MH10	1000	800	725	£247
MH12	1200	800	725	£258
MH14	1400	800	725	£274
MH16	1600	800	725	£285
MH18	1800	800	725	£365



- Rectangular desks 800mm deep with H-Frame legs
- MH8 & MH10 only have one central cable access port

Straight Desks with Two Drawer Pedestal



CODE	W	D	H	RRP
MH12P2	1200	800	725	£429
MH14P2	1400	800	725	£441
MH16P2	1600	800	725	£453
MH18P2	1800	800	725	£533

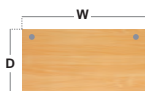


- Rectangular desks 800mm deep with H-Frame legs & 2 cable access ports
- Two drawer fixed pedestal which can be fitted to left or right hand side

Straight Desks with Three Drawer Pedestal



CODE	W	D	H	RRP
MH12P3	1200	800	725	£429
MH14P3	1400	800	725	£441
MH16P3	1600	800	725	£453
MH18P3	1800	800	725	£533

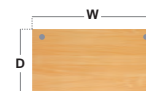


- Rectangular desks 800mm deep with H-Frame legs & 2 cable access ports
- Three drawer fixed pedestal which can be fitted to left or right hand side

Straight Desks with 2 x Two Drawer Pedestals



CODE	W	D	H	RRP
MH16P22	1600	800	725	£621
MH18P22	1800	800	725	£701

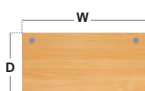


- Rectangular desks 800mm deep with H-frame leg & two cable access ports
- 2 x two drawer fixed pedestals with shallow and deep filing drawers

Straight Desks with Two & Three Drawer Pedestals



CODE	W	D	H	RRP
MH16P23	1600	800	725	£621
MH18P23	1800	800	725	£701



- Rectangular desks 800mm deep with H-Frame leg set & 2 cable access ports
- Two and three drawer fixed pedestals which can be fitted to either side

Straight Desks with 2 x Three Drawer Pedestals



CODE	W	D	H	RRP
MH16P33	1600	800	725	£621
MH18P33	1800	800	725	£701



- Rectangular desks 800mm deep with H-Frame leg set & 2 cable access ports
- 2 x three drawer fixed pedestals with three shallow drawers



Black (K)



Silver (S)



White (WH)



Beech (B)



Grey Oak (GO)



Oak (O)



Walnut (W)



White (WH)

Please add frame finish followed by desktop finish when ordering eg. **MH16** with Silver frame in White = **MH16SWH**

Maestro 25



Accreditations



Product
guarantee



Designed &
manufactured



EN527-1:2011,
EN527-2:2016,
EN1729-2:2012+A1:2015

Styles



Straight



Wave



Ergonomic



Back-to-back

About

The Maestro 25 Bench strikes a balance between individual and group activities in the workplace with fully welded H-Frame legs in black, silver and white that are shared between desks with a modesty panel to complement the 25mm melamine desktops. A wide range of storage options are available including mobile pedestals and a selection of bookcases and cupboards, offering sensible storage solutions where efficiency and productivity are paramount.



Single and back-to-back desks with fully welded H-frames


Sturdy goal post legs complete with adjustable feet

Legs are shared between desks with a shared modesty panel

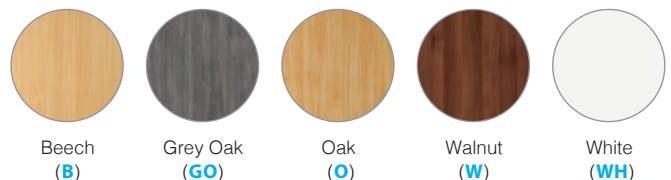
Desktops with cable access ports to feed cables through

Full range of fabric, aluminium frame and acrylic screens available

Frames



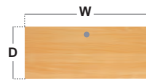
Wood Finishes



Straight Desk 600mm



CODE	W	D	H	RRP
MB608	800	600	725	£235
MB610	1000	600	725	£249
MB612	1200	600	725	£261
MB614	1400	600	725	£273
MB616	1600	600	725	£286



- Single straight desks 600mm deep with single cable access ports
- Fully welded H-Frame leg design ensures a strong and stable workstation

Straight Desks 800mm



CODE	W	D	H	RRP
MB8	800	800	725	£261
MB10	1000	800	725	£273
MB12	1200	800	725	£286
MB14	1400	800	725	£310
MB16	1600	800	725	£322
MB18	1800	800	725	£370

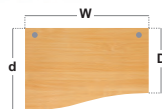


- Single straight desks 800mm deep with two cable ports (MB8 & MB10 only one)
- Fully welded H-Frame leg design ensures a strong and stable workstation

Left Hand Wave Desks



CODE	W	D	H	d	RRP
MB14WL	1400	800	725	990	£360
MB16WL	1600	800	725	990	£390



- Modern left hand wave desktops for a larger working area with H-frame leg
- Use individually or side-by-side with the right hand desk for a full wave effect

Right hand Wave Desks



CODE	W	D	H	d	RRP
MB14WR	1400	800	725	990	£360
MB16WR	1600	800	725	990	£390

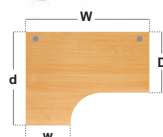


- Modern right hand wave desktops for a larger working area with H-frame leg
- Use individually or side-by-side with the left hand desk for a full wave effect

Left Hand Ergonomic Desks



CODE	W	D	H	w	d	RRP
MB14EL	1400	800	725	600	1200	£476
MB16EL	1600	800	725	600	1200	£511
MB18EL	1800	800	725	600	1200	£569

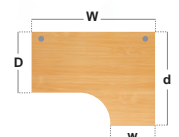


- Ergonomic left hand desktops with full H-Frame leg return
- Ideal to fit into corners or cluster together to maximise office space

Right Hand Ergonomic Desks



CODE	W	D	H	w	d	RRP
MB14ER	1400	800	725	600	1200	£476
MB16ER	1600	800	725	600	1200	£511
MB18ER	1800	800	725	600	1200	£569



- Ergonomic right hand desktops with full H-Frame leg return
- Ideal to fit into corners or cluster together to maximise office space



Black (K)



Silver (S)



White (WH)



Beech (B)



Grey Oak (GO)



Oak (O)



Walnut (W)



White (WH)

Please add frame finish followed by desktop finish when ordering eg. **MB616** with White frame in Oak = **MB616WHO**

Back-to-Back Desks 1200mm



CODE	W	D	H	RRP
MB1012B	1000	1200	725	£452
MB1212B	1200	1200	725	£463
MB1412B	1400	1200	725	£476
MB1612B	1600	1200	725	£487

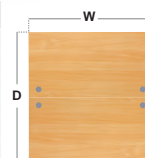


- Two straight 600mm desks back-to-back, both with single cable access ports
- Fully welded H-Frame leg design with shared leg and modesty panel

Back-to-Back Desks 1600mm



CODE	W	D	H	RRP
MB816B	800	1600	725	£487
MB1016B	1000	1600	725	£501
MB1216B	1200	1600	725	£511
MB1416B	1400	1600	725	£537
MB1616B	1600	1600	725	£550
MB1816B	1800	1600	725	£710

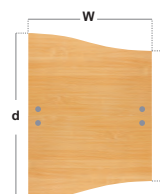


- Two straight 800mm desks back-to-back, two cable ports (MB816/1016B only 1)
- Fully welded H-Frame leg design with shared leg and modesty panel

Back-to-Back Wave Desks



CODE	W	D	H	d	RRP
MB14WB	1400	1600	725	1980	£678
MB16WB	1600	1600	725	1980	£740

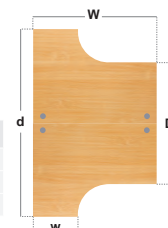


- Two wave desks in a back-to-back cluster
- H-Frame legs are shared between desks with a modesty panel

Back-to-Back Ergonomic Desks



CODE	W	D	H	w	d	RRP
MB14EB	1400	1600	725	600	2400	£911
MB16EB	1600	1600	725	600	2400	£987
MB18EB	1800	1600	725	600	2400	£1097



- Two ergonomic desks in a back-to-back cluster
- H-Frame legs are shared between desks with a modesty panel



Black (K)



Silver (S)



White (WH)



Beech (B)



Grey Oak (GO)



Oak (O)



Walnut (W)



White (WH)

Please add frame finish followed by desktop finish when ordering eg. **MB1612B** with White frame in Oak = **MB1612BWHO**

Contract 25



Accreditations



Product
guarantee



Designed &
manufactured

Styles



Straight



Ergonomic

About

Boasting a wide range of configurations and desk options, the Contract 25 range is available with cantilever leg, H-Frame leg and panel end leg designs to suit all requirements for function, style and most importantly budget. Contract 25 is the perfect entry into 25mm desking, featuring a variety of sizes, shapes, and storage solutions for any work style or office arrangement.



600mm and 800mm deep desktops with a choice of fixed pedestals

Desktops with cable access ports to feed cables through

Single upright cantilever leg frame ensures space under the desk

Panel end leg desks in 25mm melamine with ABS edging

Fully welded H-frame leg design ensures a strong and stable workstation

Frames



Graphite
(G)



Silver
(S)

Wood Finishes



Beech
(B)



Oak
(O)



White
(WH)

Straight Desks



CODE	W	D	H	RRP
CC8S	800	800	725	£223
CC10S	1000	800	725	£229
CC12S	1200	800	725	£235
CC14S	1400	800	725	£242
CC16S	1600	800	725	£254
CC18S	1800	800	725	£278

- Rectangular desks 800mm deep with single upright legs & two cable ports
- CC8S & CC10S only have one cable access port



Straight Desks with Two Drawer Pedestal



CODE	W	D	H	RRP
CC12S2	1200	800	725	£403
CC14S2	1400	800	725	£409
CC16S2	1600	800	725	£419
CC18S2	1800	800	725	£433

- Rectangular desks 800mm deep with single upright cantilever legs
- Two drawer fixed pedestal which can be fitted to left or right hand side



Straight Desks with Three Drawer Pedestal



CODE	W	D	H	RRP
CC12S3	1200	800	725	£403
CC14S3	1400	800	725	£409
CC16S3	1600	800	725	£419
CC18S3	1800	800	725	£433

- Rectangular desks 800mm deep with single upright cantilever legs
- Three drawer fixed pedestal which can be fitted to left or right hand side



Straight Desks with 2 x Two Drawer Pedestals



CODE	W	D	H	RRP
CC16S22	1600	800	725	£579
CC18S22	1800	800	725	£617

- Rectangular desks 800mm deep with single upright cantilever legs
- 2 x two drawer fixed pedestals which accept A4 and foolscap files



Straight Desks with Two & Three Drawer Pedestals



CODE	W	D	H	RRP
CC16S23	1600	800	725	£579
CC18S23	1800	800	725	£617

- Rectangular desks 800mm deep with single upright cantilever legs
- Two and three drawer fixed pedestals which can be fitted to either side



Straight Desks with 2 x Three Drawer Pedestals



CODE	W	D	H	RRP
CC16S33	1600	800	725	£579
CC18S33	1800	800	725	£617

- Rectangular desks 800mm deep with single upright cantilever legs
- 2 x three drawer fixed pedestals with matching finger pull handles



Graphite (G)



Silver (S)



Beech (B)



Oak (O)



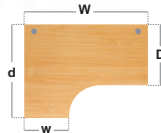
White (WH)

Please add frame finish followed by desktop finish when ordering eg. **CC16S** with Silver frame in White = **CC16S-S-WH**

Left Hand Ergonomic Desks



CODE	W	D	H	w	d	RRP
CC14EL	1400	800	725	600	1200	£433
CC16EL	1600	800	725	600	1200	£468
CC18EL	1800	800	725	600	1200	£520

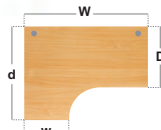


- Ergonomic left hand desktops with single upright legs & two cable ports
- Ideal to fit into corners or cluster together to maximise office space

Left Hand Ergonomic Desks with Two Drawer Pedestal



CODE	W	D	H	w	d	RRP
CC16EL2	1600	800	725	600	1200	£629
CC18EL2	1800	800	725	600	1200	£685

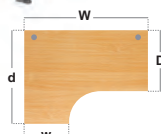


- Ergonomic left hand desktops with single upright legs & two cable ports
- Two drawer fixed pedestal which accept A4 and foolscap files

Left Hand Ergonomic Desks with Three Drawer Pedestal



CODE	W	D	H	w	d	RRP
CC16EL3	1600	800	725	600	1200	£629
CC18EL3	1800	800	725	600	1200	£685




- Ergonomic left hand desktops with single upright legs & two cable ports
- Three drawer fixed pedestal with matching finger pull handles

Right Hand Ergonomic Desks



CODE	W	D	H	w	d	RRP
CC14ER	1400	800	725	600	1200	£433
CC16ER	1600	800	725	600	1200	£468
CC18ER	1800	800	725	600	1200	£520

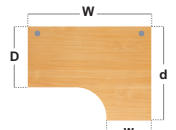


- Ergonomic right hand desktops with single upright legs & two cable ports
- Ideal to fit into corners or cluster together to maximise office space

Right Hand Ergonomic Desks with Two Drawer Pedestal



CODE	W	D	H	w	d	RRP
CC16ER2	1600	800	725	600	1200	£629
CC18ER2	1800	800	725	600	1200	£685

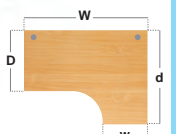


- Ergonomic right hand desktops with single upright legs & two cable ports
- Two drawer fixed pedestal which accept A4 and foolscap files

Right Hand Ergonomic Desks with Three Drawer Pedestal



CODE	W	D	H	w	d	RRP
CC16ER3	1600	800	725	600	1200	£629
CC18ER3	1800	800	725	600	1200	£685



- Ergonomic right hand desktops with single upright legs & two cable ports
- Three drawer fixed pedestal with matching finger pull handles



Graphite (G)



Silver (S)



Beech (B)



Oak (O)



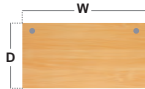
White (WH)

Please add frame finish followed by desktop finish when ordering eg. **CC16EL** with Graphite frame in White = **CC16EL-G-WH**

Straight Desks



CODE	W	D	H	RRP
CP8S	800	800	725	£223
CP10S	1000	800	725	£229
CP12S	1200	800	725	£235
CP14S	1400	800	725	£242
CP16S	1600	800	725	£254
CP18S	1800	800	725	£278

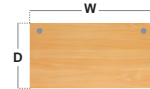


- Rectangular desks 800mm deep with panel ends and two cable access ports
- CP8S & CP10S only have one cable access port

Straight Desks with Two Drawer Pedestal



CODE	W	D	H	RRP
CP12S2	1200	800	725	£403
CP14S2	1400	800	725	£412
CP16S2	1600	800	725	£419
CP18S2	1800	800	725	£444



- Rectangular desks 800mm deep with panel ends and two cable access ports
- Two drawer fixed pedestal which can be fitted to left or right hand side

Straight Desks with Three Drawer Pedestal



CODE	W	D	H	RRP
CP12S3	1200	800	725	£403
CP14S3	1400	800	725	£412
CP16S3	1600	800	725	£419
CP18S3	1800	800	725	£444



- Rectangular desks 800mm deep with panel ends and two cable access ports
- Three drawer fixed pedestal which can be fitted to left or right hand side

Straight Desks with 2 x Two Drawer Pedestals



CODE	W	D	H	RRP
CP16S22	1600	800	725	£579
CP18S22	1800	800	725	£605



- Rectangular desks 800mm deep with panel ends and two cable access ports
- 2 x two drawer fixed pedestals which accept A4 and foolscap files

Straight Desks with Two & Three Drawer Pedestals



CODE	W	D	H	RRP
CP16S23	1600	800	725	£579
CP18S23	1800	800	725	£605



- Rectangular desks 800mm deep with panel ends and two cable access ports
- Two and three drawer fixed pedestals which can be fitted to either side

Straight Desks with 2 x Three Drawer Pedestals



CODE	W	D	H	RRP
CP16S33	1600	800	725	£579
CP18S33	1800	800	725	£605



- Rectangular desks 800mm deep with panel ends and two cable access ports
- 2 x three drawer fixed pedestals with silver or graphite finger pull handles



Graphite (G)



Silver (S)



Beech (B)



Oak (O)



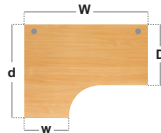
White (WH)

Please add handle finish followed by desktop finish when ordering eg. **CP16S** with Silver handles in Beech = **CP16S-S-B**

Left Hand Ergonomic Desks



CODE	W	D	H	w	d	RRP
CP14EL	1400	800	725	600	1200	£444
CP16EL	1600	800	725	600	1200	£468
CP18EL	1800	800	725	600	1200	£520

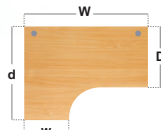


- Ergonomic left hand desktops with panel ends and silver or graphite corner leg
- Ideal to fit into corners or cluster together to maximise office space

Left Hand Ergonomic Desks with Two Drawer Pedestal



CODE	W	D	H	w	d	RRP
CP16EL2	1600	800	725	600	1200	£648
CP18EL2	1800	800	725	600	1200	£673



- Ergonomic left hand desktops with panel ends and silver or graphite corner leg
- Two drawer fixed pedestal which accept A4 and foolscap files

Left Hand Ergonomic Desks with Three Drawer Pedestal



CODE	W	D	H	w	d	RRP
CP16EL3	1600	800	725	600	1200	£648
CP18EL3	1800	800	725	600	1200	£673




- Ergonomic left hand desktops with panel ends and silver or graphite corner leg
- Three drawer fixed pedestal with silver or graphite finger pull handles

Right Hand Ergonomic Desks



CODE	W	D	H	w	d	RRP
CP14ER	1400	800	725	600	1200	£444
CP16ER	1600	800	725	600	1200	£468
CP18ER	1800	800	725	600	1200	£520

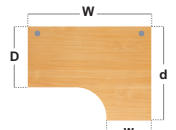


- Ergonomic right hand desktops with panel ends and silver or graphite corner leg
- Ideal to fit into corners or cluster together to maximise office space

Right Hand Ergonomic Desks with Two Drawer Pedestal



CODE	W	D	H	w	d	RRP
CP16ER2	1600	800	725	600	1200	£648
CP18ER2	1800	800	725	600	1200	£673

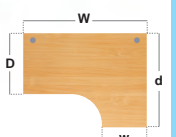


- Ergonomic right hand desktops with panel ends and silver or graphite corner leg
- Two drawer fixed pedestal which accept A4 and foolscap files

Right Hand Ergonomic Desks with Three Drawer Pedestal



CODE	W	D	H	w	d	RRP
CP16ER3	1600	800	725	600	1200	£648
CP18ER3	1800	800	725	600	1200	£673



- Ergonomic right hand desktops with panel ends and silver or graphite corner leg
- Three drawer fixed pedestal with silver or graphite finger pull handles



Graphite (G)



Silver (S)



Beech (B)



Oak (O)



White (WH)

Please add handle finish followed by desktop finish when ordering eg. CP16EL with Graphite handles in Beech = CP16EL-G-B

Straight Desks



CODE	W	D	H	RRP
CH8S	800	800	725	£150
CH10S	1000	800	725	£162
CH12S	1200	800	725	£174
CH14S	1400	800	725	£182
CH16S	1600	800	725	£193
CH18S	1800	800	725	£218



- Rectangular desks 800mm deep with H-Frame legs & two cable access ports
- CH8S & CH10S only have one cable access port

Straight Desks with Two Drawer Pedestal



CODE	W	D	H	RRP
CH12S2	1200	800	725	£325
CH14S2	1400	800	725	£334
CH16S2	1600	800	725	£346
CH18S2	1800	800	725	£419



- Rectangular desks 800mm deep with H-Frame legs
- Two drawer fixed pedestal which can be fitted to left or right hand side

Straight Desks with Three Drawer Pedestal



CODE	W	D	H	RRP
CH12S3	1200	800	725	£325
CH14S3	1400	800	725	£334
CH16S3	1600	800	725	£346
CH18S3	1800	800	725	£419



- Rectangular desks 800mm deep with H-Frame legs
- Three drawer fixed pedestal which can be fitted to left or right hand side

Straight Desks with 2 x Two Drawer Pedestals



CODE	W	D	H	RRP
CH16S22	1600	800	725	£520
CH18S22	1800	800	725	£550



- Rectangular desks 800mm deep with H-Frame legs
- 2 x two drawer fixed pedestals which accept A4 and foolscap files

Straight Desks with Two & Three Drawer Pedestals



CODE	W	D	H	RRP
CH16S23	1600	800	725	£520
CH18S23	1800	800	725	£550



- Rectangular desks 800mm deep with H-Frame legs
- Two and three drawer fixed pedestals which can be fitted to either side

Straight Desks with 2 x Three Drawer Pedestals



CODE	W	D	H	RRP
CH16S33	1600	800	725	£520
CH18S33	1800	800	725	£550



- Rectangular desks 800mm deep with H-Frame legs
- 2 x three drawer fixed pedestals with matching finger pull handles



Graphite (G)



Silver (S)



Beech (B)



Oak (O)



White (WH)

Please add frame finish followed by desktop finish when ordering eg. CH16S with Silver frame in Oak = CH16S-S-O

CONTRACT 25

VALUE DESKING WITH STYLE



CONTRACT 25

“Cantilever, H-Frame & Panel End leg frames”

Wooden Storage



Accreditations



Product
guarantee



Designed &
manufactured



BS EN14073-2/3:2004,
BS EN14074:2004,
BS EN16121:2013
(selected products)

Styles



Contract 25
Storage



Universal
Storage



Duo
Storage



Deluxe
Storage



Systems
Storage

About

Offering versatile and practical storage solutions, our Universal Storage range will keep your office organised and looking neat and tidy. With clean cut lines and minimal modern styling, Universal wooden storage is available in up to five colour finishes to match all the desking ranges and can be configured to suit the requirements of any office landscape.



Pedestals offer versatile solutions for under-desk and desk-side storage


Filing cabinets are a robust solution for storing important documents

Cupboards, bookcases & combi units offer a functional storage solution

Duo two-tone storage available with a white carcass and 4 MFC finish options

Wooden lockers cater for securely storing employees personal effects

Wood Finishes



Duo Finishes



Two Drawer Fixed Pedestals



CODE	Handles	W	D	H	RRP
CF2FP-S	Silver	416	590	474	£162
CF2FP-G	Graphite	416	590	474	£162

- Fixed pedestal with one shallow and one filing drawer for Contract 25 desks
- Two lockable drawers supplied with finger pull handles in silver or graphite

600mm Deep Desk Fixed Pedestal



CODE	W	D	H	Drawers	RRP
S2F	416	540	317	2	£126

- Fixed pedestal with 2 shallow drawers
- Suitable for use on 600mm deep desks

Two Drawer Mobile Pedestal



CODE	W	D	H	RRP
R2M	426	600	567	£275

- Versatile under-desk storage solution 600mm deep
- One shallow drawer & one filing drawer which accepts both A4 & foolscap files

Three Drawer Fixed Pedestals



CODE	Handles	W	D	H	RRP
CF3FP-S	Silver	416	590	474	£162
CF3FP-G	Graphite	416	590	474	£162

- Fixed pedestal with three shallow drawers, ideal for Contract 25 desks
- Lockable drawers supplied with finger pull handles in silver or graphite

800mm Deep Desk Fixed Pedestals



CODE	W	D	H	Drawers	RRP
R2F	416	590	474	2	£171
R3F	416	590	474	3	£171

- R2F has one shallow drawer & one filing drawer which accepts A4 & foolscap files
- R3F has three shallow drawers which are fully lockable

Three Drawer Mobile Pedestal



CODE	W	D	H	RRP
R3M	426	600	567	£275

- Versatile under-desk storage solution 600mm deep
- Sturdy unit with three shallow drawers



Beech (B)



Grey Oak (GO)



Oak (O)



Walnut (W)



White (WH)

Please add storage finish when ordering eg. R3M in White = R3MWH

Tall Slimline Three Drawer Mobile Pedestal



CODE	W	D	H	RRP
TNMP	300	600	630	£392

- Versatile under-desk 600mm deep, tall slimline storage solution
- Two shallow drawers & one filing drawer which accepts both A4 & foolscap files

Desk End Pedestal 600mm Deep



CODE	W	D	H	RRP
R25DH6	426	600	725	£392

- Versatile desk-side storage solution 600mm deep
- Two shallow drawers & one filing drawer which accepts both A4 & foolscap files

Mobile Pedestal 50mm Seat Pad Kit



CODE	W	D	H	Band A	Band B	Band C	Band D	Band E
PED-PD	426	600	50	£165	£178	£193	£220	£244

- Upholstered 50mm seat pad kit with set of 80kg weight loaded castors
- Seat cushion for R2M and R3M pedestals, ideal for visitors

Tall Three Drawer Mobile Pedestal



CODE	W	D	H	RRP
TMP	426	600	630	£406

- Versatile under-desk 600mm deep, tall storage solution
- Two shallow drawers & one filing drawer which accepts both A4 & foolscap files

Desk End Pedestal 800mm Deep



CODE	W	D	H	RRP
R25DH8	426	800	725	£429

- Versatile desk-side storage solution 800mm deep
- Two shallow drawers & one filing drawer which accepts both A4 & foolscap files

Desk Extension Pedestal



CODE	W	D	H	RRP
R25EP8	800	600	725	£457

- 600mm deep pedestal with a flyover top to use as a return with straight desks
- Two shallow drawers & one filing drawer which accepts both A4 & foolscap files

Beech (**B**)Grey Oak (**GO**)Oak (**O**)Walnut (**W**)White (**WH**)

Please add storage finish when ordering eg. **R25DH8** in White = **R25DH8WH**

Bookcases



CODE	W	D	H	Size	RRP
CFLBC	756	390	830	Low	£174
CFMBC	756	390	1230	Medium	£199
CFTBC	756	390	1630	Tall	£261
CFHBC	756	390	2030	High	£303

- 390mm deep bookcases supplied with adjustable shelves
- 18mm carcass with solid back panels

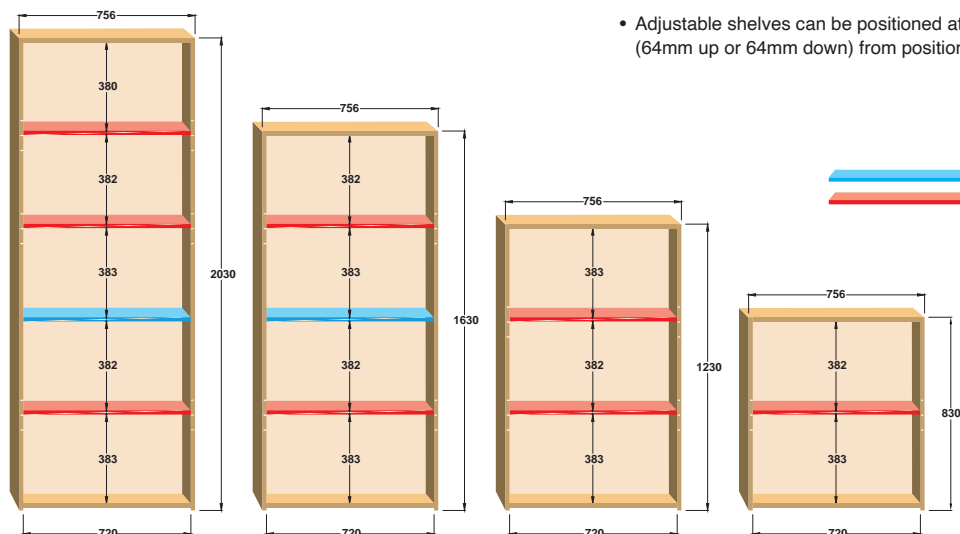
Cupboards



CODE	W	D	H	Size	RRP
CFLCU	756	408	830	Low	£278
CFMCU	756	408	1230	Medium	£310
CFTCU	756	408	1630	Tall	£395
CFHCU	756	408	2030	High	£496

- 408mm deep cupboards supplied with adjustable shelves
- 18mm carcass with solid back panels and lockable doors

Shelf Position Guide



- Adjustable shelves can be positioned at 64mm intervals (64mm up or 64mm down) from positions shown

- Fixed shelf
- Adjustable shelf



Beech (B)



Oak (O)



White (WH)

Please add storage finish when ordering eg. **CFLCU** in Beech = **CFLCU-B**

Universal Cupboards



CODE	W	D	H	Shelves	RRP
R740DD	800	470	740	1	£318
R1090DD	800	470	1090	2	£356
R1440DD	800	470	1440	3	£453
R1790DD	800	470	1790	4	£586
R2140DD	800	470	2140	5	£635
BS	Optional extra shelf				£67

- 470mm deep cupboards supplied with adjustable shelves and lockable doors
- 25mm thick tops with white 18mm carcass and coloured doors

Universal Combination Units with Wood Doors & Open Tops



CODE	W	D	H	Shelves	RRP
R1440OPD	800	470	1440	3	£414
R1790OPD	800	470	1790	4	£506
R2140OPD	800	470	2140	5	£568
BS	Optional extra shelf				£67

- 470mm deep combination units with adjustable shelves & lockable doors
- 25mm thick tops with white 18mm carcass and coloured doors

Universal Combination Units with Wood & Glass Doors



CODE	W	D	H	Finish	RRP
R1440COMD	800	470	1440	3	£586
R1790COMD	800	470	1790	4	£695
R2140COMD	800	470	2140	5	£757
BS	Optional extra shelf				£67

- 470mm deep combination units with adjustable shelves & lockable doors
- 25mm thick tops with white 18mm carcass and coloured doors



White/Beech (**WHB**) White/Grey Oak (**WHGO**) White/Oak (**WHO**) White/Walnut (**WHW**) White (**WH**)

Please add storage finish when ordering eg. **R1090DD** in White/Oak = **R1090DD-WHO**

Universal Bookcases



CODE	W	D	H	Size	RRP
R740	800	470	740	1	£211
R1090	800	470	1090	2	£238
R1440	800	470	1440	3	£318
R1790	800	470	1790	4	£414
R2140	800	470	2140	5	£452
BS	Optional extra shelf				£67

- 470mm deep bookcases supplied with adjustable shelves
- 25mm thick tops with 18mm carcass and solid back panel

Universal Cupboards



CODE	W	D	H	Size	RRP
R740D	800	470	740	1	£318
R1090D	800	470	1090	2	£356
R1440D	800	470	1440	3	£453
R1790D	800	470	1790	4	£586
R2140D	800	470	2140	5	£635
BS	Optional extra shelf				£67

- 470mm deep cupboards supplied with adjustable shelves and lockable doors
- 25mm thick tops with 18mm carcass and solid back panel

Universal Tambour Cupboards



CODE	W	D	H	Shelves	RRP
R1090TC	800	470	1090	2	£617
R2140TC	800	470	2140	5	£862

- 470mm deep cupboards supplied with adjustable shelves and lockable door
- 25mm thick tops with 18mm carcass and solid back panel
- Only available in Beech, Oak and White with silver tambour doors

Beech (**B**)Grey Oak (**GO**)Oak (**O**)Walnut (**W**)White (**WH**)

Please add storage finish when ordering eg. **R1090** in Beech = **R1090B**

Universal Combination Units with Wood Doors & Open Tops



CODE	W	D	H	Shelves	RRP
R1440OP	800	470	1440	3	£414
R1790OP	800	470	1790	4	£506
R2140OP	800	470	2140	5	£568
BS	Optional extra shelf				£67

- 470mm deep combination units with adjustable shelves & lockable doors
- 25mm thick tops with 18mm carcass and solid back panel

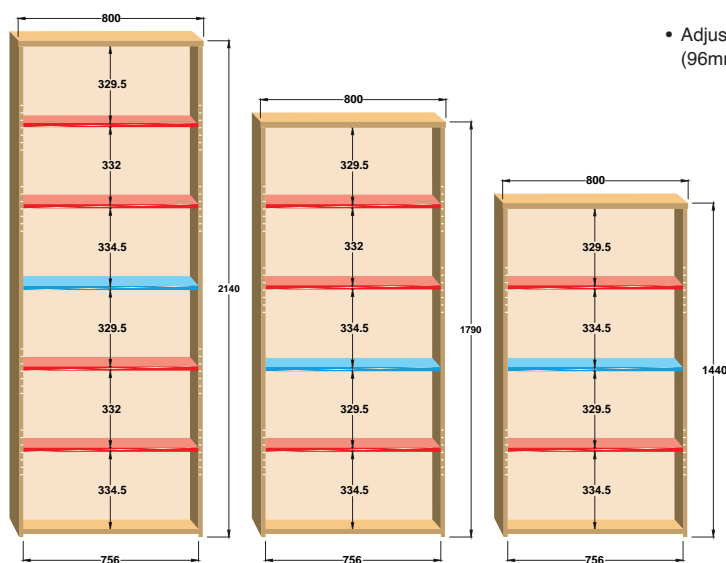
Universal Combination Units with Wood & Glass Doors



CODE	W	D	H	Shelves	RRP
R1440COM	800	470	1440	3	£586
R1790COM	800	470	1790	4	£695
R2140COM	800	470	2140	5	£757
BS	Optional extra shelf				£67

- 470mm deep combination units with adjustable shelves & lockable doors
- 25mm thick tops with white 18mm carcass and coloured doors

Shelf Position Guide



- Adjustable shelves can be positioned at 32mm intervals (96mm up or 96mm) down from positions shown

- Fixed shelf
- Adjustable shelf



Beech (B)



Grey Oak (GO)



Oak (O)



Walnut (W)



White (WH)

Please add storage finish when ordering eg. **R1440OP** in Beech = **R1440OPB**

Deluxe Desk High Bookcase



CODE	W	D	H	RRP
DHBC	800	600	725	£204

- 600mm deep desk high storage unit supplied with one adjustable shelf
- 25mm thick tops with 18mm carcass and solid back panel

Deluxe Double Door Cupboard



CODE	W	D	H	RRP
DHCC	800	600	725	£286

- 600mm deep desk high unit supplied with one adjustable shelf & lockable doors
- 25mm thick tops with 18mm carcass and solid back panel

Two, Three & Four Drawer Filing Cabinets



CODE	W	D	H	RRP
LF2*	480	655	730	£395
LF3*	480	655	1045	£435
LF4	480	655	1360	£500

* not available in Grey Oak

- Functional office storage solution for foolscap files with stylish, silver curved handles
- Fully lockable drawers with ball bearing runners and anti-tilt mechanism



Suspension
Filing



Drawer
Capacity



Beech (B)



Grey Oak (GO)



Oak (O)



Walnut (W)



White (WH)

Please add storage finish when ordering eg. **DHBC** in Walnut = **DHBCW**

Wooden Storage Lockers



CODE	W	D	H	RRP
LCK4D	800	426	867	£504
LCK6D	800	426	1267	£700

- Free standing lockers available in two heights with 370 x 380 internal dimensions
- Four and six door options available to ensure the right configuration for any space

Planters

CODE	W	D	H	Finish	RRP
WPLS	800	426	200	White	£106
WPLD	1600	426	200	White	£148

* Plants not included

- Perfect for dividing the office with artificial plants or standing pots
- Designed to fit on single lockers or double to fit on side-to-side wooden storage lockers



White/Beech (**B**)



White/Oak (**O**)



White/Walnut (**W**)



White (**WH**)

Please add door finish when ordering eg. **LCK6D** with Walnut doors = **LCK6DW**

Deluxe Bookcases



CODE	W	D	H	Shelves	RRP
BC8	1020	550	800	1	£365
BC12	1020	550	1200	2	£450
BC16	1020	550	1600	3	£528
BC20	1020	550	2000	4	£626

- 550mm deep premium bookcases supplied with adjustable shelves
- 25mm thick tops with 18mm carcass and solid back panel

Deluxe Cupboards



CODE	W	D	H	Size	RRP
BD8	1020	550	800	1	£512
BD12	1020	550	1200	2	£624
BD16	1020	550	1600	3	£723
BD20	1020	550	2000	4	£839

- 550mm deep premium cupboards with adjustable shelves & lockable doors
- 25mm thick tops with 18mm carcass and solid back panel

Door & Drawer Handles



CODE	Description	W	D	H	RRP
CH-K	Black	135	20	15	£15
CH-S	Silver	135	20	15	£15
CH-WH	White	135	20	15	£15

- Customise wooden storage units with stylish handles
- Priced per handle (singles)



Beech (B)



Oak (O)



White (WH)

Please add storage finish when ordering eg. **BC12** in Beech = **BC12B**

Deluxe Combination Units with Wood Doors & Open Tops



CODE	W	D	H	Shelves	RRP
DO16	1020	550	1600	3	£679
DO20	1020	550	2000	4	£771

- 550mm deep premium combination units with adjustable shelves & lockable doors
- 25mm thick tops with 18mm carcass and solid back panel
- Please Note: these units do not accept internal fitments

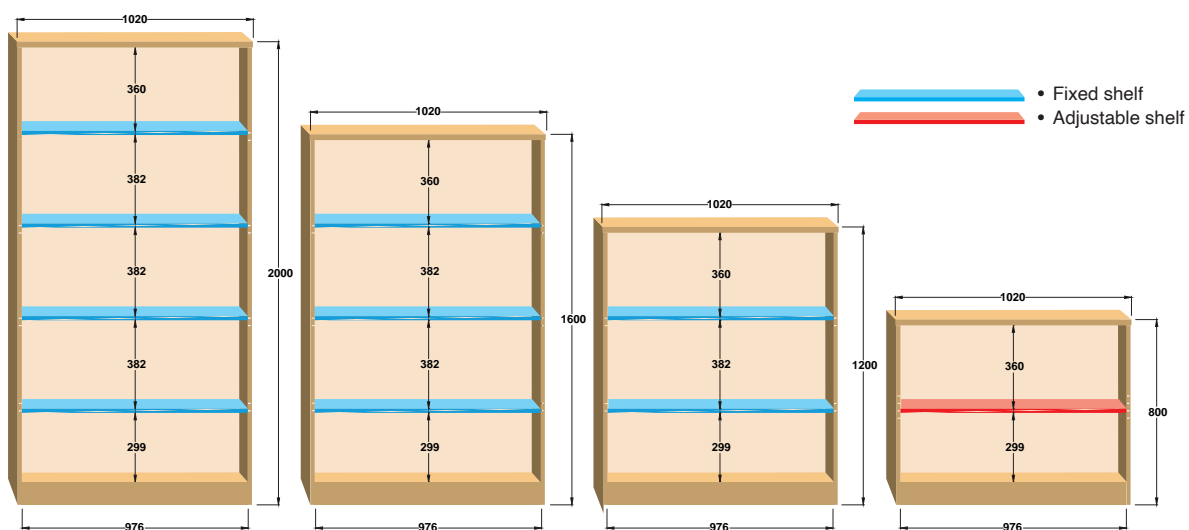
Deluxe Combination Units with Wood & Glass Doors



CODE	W	D	H	Shelves	RRP
DG16	1020	550	1600	3	£838
DG20	1020	550	2000	4	£969

- 550mm deep premium combination units with adjustable shelves & lockable doors
- 25mm thick tops with 18mm carcass and solid back panel
- Please Note: these units do not accept internal fitments

Shelf Position Guide - Deluxe Bookcases, Cupboards & Combination Units



Beech (B)



Oak (O)



White (WH)

Please add storage finish when ordering eg. **DO16** in Beech = **DO16B**

Systems Double Door Cupboards



CODE	W	D	H	RRP
DD8	1020	550	800	£594
DD12	1020	550	1200	£673
DD16	1020	550	1600	£745
DD20	1020	550	2000	£833

- 550mm deep premium systems cupboards supplied with metal fitment brackets
- Supplied empty but can be fitted with all systems internal fitments

Systems Horizontal Tambour Door Cupboards



CODE	W	D	H	RRP
ST8	1020	550	800	£688
ST12	1020	550	1200	£800
ST16	1020	550	1600	£943
ST20	1020	550	2000	£1057

- 550mm deep premium systems tambour cupboards supplied, metal fitment brackets
- Tambours supplied empty but can be fitted with all systems internal fitments



Beech (B)



Oak (O)



White (WH)

Please add storage finish when ordering eg. **ST16** in White = **ST16WH**

Systems Combination Bookcase With Horizontal Tambour



CODE	W	D	H	RRP
TO16	1020	550	1600	£855
TO20	1020	550	2000	£949

- 550mm deep combination units, bookcase tops, lower tambour cupboard doors
- Tambours supplied empty but can be fitted with all systems internal fitments

Systems Combination Bookcase With Horizontal Tambour & Glass Doors



CODE	W	D	H	RRP
TG16	1020	550	1600	£1019
TG20	1020	550	2000	£1146

- 550mm deep combination units, bookcase tops, lower tambour cupboard doors
- Tambours supplied empty but can be fitted with all systems internal fitments


Steel Shelf



CODE	W	D	H	RRP
2PS	910	390	70	£42

- Graphite grey plain shelf
- Practical and sturdy steel shelf

Universal Lateral Filing Frame



CODE	W	D	H	RRP
2RAIL	908	390	70	£72

- Graphite grey lateral filing frame
- Accepts both A4 and lateral files

Roll Out Suspension Filing Frame




CODE	W	D	H	RRP
2RSF	880	370	90	£219

- Graphite grey roll out suspension filing frame
- Accepts both A4 and foolscap files



Beech (B)



Oak (O)



White (WH)

Please add storage finish when ordering eg. **TG20** in White = **TG20WH**

Steel Storage



Accreditations



Manufactured
in the UK



BS EN14073-2/3:2004,
BS EN14074:2004
(selected products)

Styles



Contract
Storage

Systems
Storage

Universal
Storage

Deluxe
Storage

About

Our steel storage range provides high quality, stylish and robust furniture for demanding working environments. Storage cabinets are ideal for offices or back room storage of employee belongings, supplies and stationery. This diverse portfolio of pedestals, filing cabinets, cupboards and tambours has items tailored specifically for personal storage as well as flexible workspace storage for team areas.



Pedestals are the perfect place to store paperwork and stationery

Filing cabinets offer a smooth, stylish and functional storage solution

Filers and multi-drawers are ideal for small office and home office environments

Cupboards are designed to meet all the clerical needs of any busy company

Lockers allow for the safe storage of personal belongings

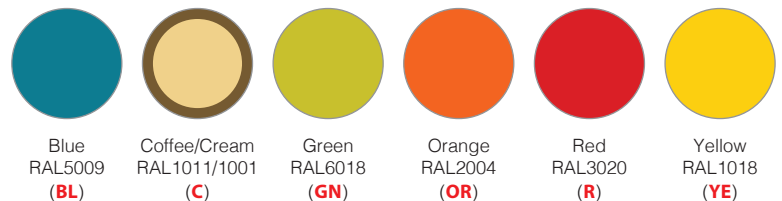
Stocked Finishes

(Selected products)



Made-to-Order Finishes

(Selected products)



Our 3 drawer mobile steel pedestals offer versatile storage solutions for any office environment and these sturdy units are mounted on castors allowing for easy manoeuvrability. Lockable with an anti-tilt castor on the file drawer, extra deep filing capacity and available in silver, white and black, our mobile pedestals have a classic, stylish design whilst offering safe and secure storage.



Versatile under-desk storage solutions wide to keep the work area tidy

Two shallow drawers and one filing drawer for both A4 and foolscap files

Fully lockable drawers for secure storage of your files or personal belongings

Available static or mobile with 5th castor on drawer front for anti-tilt

CODE	W	D	H	RRP
MPN3	300	545	565	£313
MP3	391	545	565	£335



Black
(K)



Silver
(S)



White
(WH)

Our contract storage range offers a choice of filing and storage solution for a streamlined, adaptable aesthetic suitable for today's workplace design. Ideal for organising and retaining important documentation, steel storage is an essential part of modern offices, with durable construction, trusted security, and a broad selection of components and options that align visually for a clean, consistent look.



Filing cabinets to keep different sizes of paperwork secure in lockable drawers

Universal cupboards are designed to meet the clerical needs of any busy company



Storage units for work and personal items, for current projects and archives

Tough steel construction for years of performance on a space efficient footprint

CODE	Description	W	D	H	RRP
SSC72	Cupboard	915	458	1830	£450
SSF4	Filing Cabinet	458	620	1320	£415



Filing cabinets offer a smooth, stylish and functional storage solution for every office environment. Strong and built to last, the filing cabinets have a fully welded carcass making them extremely robust, with an anti-tilt operation for safe ease of use. Economically priced with uncompromising standards, contract filing cabinets are designed and manufactured for today's modern office environment.



Office storage solutions for foolscap files with black, centralised handles

Fully lockable 100% extension, anti-tilt drawers supplied with two keys

Fully welded carcass with high sided easy glide drawers

Approved to British Standards BSEN 14073 parts 2&3 and BSEN 14074

CODE	W	D	H	STOCKED	MTO
DCF2	470	622	711	£330	£363
DCF3	470	622	1016	£377	£414
DCF4	470	622	1321	£415	£457



Black
(K)



Grey
(G)



White
(WH)



5 week
lead time



Blue
(BL)



Coffee /
Cream (C)



Green
(GN)



Orange
(OR)



Red
(R)



Silver
(S)



Yellow
(YE)

Contract double door cupboards are designed to achieve maximum storage capacity using the least amount of space to meet all the clerical needs of a busy office. Boasting a fully welded carcass for increased strength and stability with height adjustable shelves and a three point locking system for security, contract cupboards are office classics at home in any workspace.



400mm deep cupboards supplied with adjustable shelves



High quality, stylish and robust for demanding work environments



Fully welded carcass supplied pre-assembled with fully lockable double doors

Approved to British Standards BSEN 14073 parts 2&3 and BSEN 14074

CODE	W	D	H	Shelves	STOCKED	MTO 1	MTO 2
DSC40	914	400	1000	1	£415	£439	£461
DSC72	914	400	1806	3	£508	£525	£567
DSC78	914	400	1968	4	£649	£671	£712
BCSLF	Optional extra shelf (Black)				£62		



Locking



Supplied with shelves



Black
(K)



Grey
(G)



White
(WH)



5 week
lead time



Coffee /
Cream (C)



Silver
(S)



5 week
lead time



Blue
(BL)



Green
(GN)



Orange
(OR)



Red
(R)



Yellow
(YE)

Systems storage cupboards with tambour doors which slide and retract smoothly to save space and offer access to the entire cupboard offer practical storage solutions for any office. Offering an increased level of security, the aluminium tambour doors recede smoothly into the cabinet carcass leaving office aisles and walkways unobstructed. Supplied fully assembled to cater for all your filing and storage needs.


BISLEY


470mm deep cupboard with tambour doors supplied with no shelves

Sliding double tambour design saves space with fully lockable doors

Can be fitted with all systems internal fittings for an advanced storage solution

Approved to British Standards BSEN 14073 parts 2&3 and BSEN 14074

CODE	W	D	H	STOCKED	MTO 1	MTO 2
DST40	1000	470	1000-1015	£703	£793	£812
DST65	1000	470	1570-1585	£780	£865	£881
DST78	1000	470	1970-1985	£842	£909	£934



Locking



Takes Internals



STOCKED



Black
(K)



Grey
(G)



Silver
(S)



White
(WH)



5 week
lead time



Silver/Beech
(SB)



5 week
lead time



Blue
(BL)



Green
(GN)



Orange
(OR)



Red
(R)



Yellow
(YE)




Shelf



CODE	Description	RRP
DSTS	Shelf	£35

- Black plain shelf for systems storage
- Practical and sturdy steel shelf

Roll Out Filing Frame



CODE	Description	RRP
BROSF	Roll out filing frame	£231

- Black roll out suspension filing frame for systems storage
- Accepts both A4 and foolscap files


Lateral Filing Frame



CODE	Description	RRP
BUR	Lateral filing frame	£73

- Black lateral filing frame for systems storage
- Accepts both documents and A4 suspension files

Slotted Shelf



CODE	Description	RRP
BSSF	Slotted shelf	£88

- Slotted segments which will accept dividers to keep your cupboard neat and tidy
- Black shelf with slotted gaps for systems storage

For use with **DST** system storage tambour cupboards

Steel 3 drawer pedestals are the perfect place to store paperwork and stationery and keep the work area clutter-free. These sturdy 3 drawer steel pedestals have lockable drawers for secure storage of your files or personal belongings, with additional options such as fully upholstered seat pads on the wide pedestals, which allow for perch points for a multi-functional versatile storage solution.



Versatile under-desk storage solutions to keep the work area uncluttered

Fully lockable with two shallow drawers and one filing drawer

Available static or mobile with 5th castor on drawer front for anti-tilt

Fully upholstered 50mm seat pad kit option with a seat cushion on the top



CODE	W	D	H	MTO
MMPN	300	565	567	£436
MMPW	300	565	567	£436



Locking

CODE	W	D	H	Band A	Band B	Band C	Band D	Band E
BPED-PD	420	565	50	£165	£178	£193	£220	£244



5 week lead time



Black
(K)



Blue
(BL)



Green
(GN)



Grey
(G)



Orange
(OR)



Red
(R)



Silver
(S)



White
(WH)



Yellow
(YE)

The Caddy is an innovative, alternative office solution meeting the needs of the ever-changing office, with storage, filing and seating all in one. Featuring two box sections with a lockable pedestal for personal storage and a shelving unit for files and paperwork, the Caddy is compact and mobile to maximise space and storage in any work environment, with a seat pad option for temporary visitor seating.



BISLEY



Versatile under-desk storage solutions to keep the work area uncluttered

Offers flexibility with rotating castors to easily position under the work surface

An attractive, functional and versatile addition to any vibrant, agile work space

Fully upholstered 50mm seat pad kit option with a seat cushion on the top



CODE	W	D	H	MTO
CAD800LH	800	440	567	£1217
CAD800RH	800	440	567	£1217



Locking

CODE	W	D	H	Band A	Band B	Band C	Band D	Band E
BCAD-PD	420	440	50	£165	£178	£193	£220	£244



5 week lead time



Black
(K)



Blue
(BL)



Green
(GN)



Grey
(G)



Orange
(OR)



Red
(R)



Silver
(S)



White
(WH)



Yellow
(YE)

Home office storage that's affordable and looks good is difficult to come by, making the A4 home filer a real steal. From the outside it looks neat and tidy, but inside its capacious interior accommodates a range of filing and storage options. A4 filers are an essential product for those seeking practical filing solutions with a small budget and are ideal for small office under desk storage.



Functional home office storage solutions with black, centralised handles



Ideal for filing sheets of paper, folders, files and even storing personal belongs

Lockable drawers to ensure items are kept secure from those who do not have access

Drawers pull out up to 80% so you can use the space within them effectively

CODE	W	D	H	STOCKED	MTO 1	MTO 2
BPFA2	413	400	672	£214	£214	£232
BPFA3	413	400	672	£252	£252	£273



Locking



80%
Extension



Black
(K)



Grey
(G)



White
(WH)



5 week
lead time



Grey/Blue
(B)



Grey/Red
(R)



5 week
lead time



Blue
(BL)



Green
(GN)



Orange
(OR)



Red
(RE)



Silver
(S)



Yellow
(YE)

To create a productive, efficient workplace, it's important to maximise space in the office. Our executive filing cabinets have been designed to make the most of even the smallest footprints, not only to store important documents, but they can also be combined to define work areas. Fully extendable drawers allow for easy access and in your absence, the cabinet can be locked for security.



Office storage solutions for foolscap files with full length finger pull handles

Fully lockable 100% extension, anti-tilt drawers, supplied with two keys

Fully welded carcass with no bolts or rivets for greater strength

Approved to British Standards BSEN 14073 parts 2&3 and BSEN 14074

CODE	W	D	H	STOCKED	MTO 1	MTO 2
DEF2	470	622	711	£353	£371	£388
DEF3	470	622	1016	£400	£421	£437
DEF4	470	622	1321	£437	£461	£482



Locking



Anti-Tilt



100% Extension



Suspension Filing



Drawer Capacity



Black
(K)



Grey
(G)



5 week
lead time



Coffee /
Cream (C)



Silver
(S)



White
(WH)



5 week
lead time



Blue
(BL)



Green
(GN)



Orange
(OR)



Red
(R)



Yellow
(YE)

Multi-drawers offer excellent storage capacity with a range of 5, 10 and 15 drawer cabinets designed specifically for the small office or home office market. The neat multi-drawer design with drawer labels is enhanced by a brilliant choice of colours which will give an injection of cool in any home environment when placed either on top of, under, or besides a workstation.



BISLEY



Available with 5, 10 or 15 drawers in a variety of colour finish options



A sound solution for the workplace, small office or home office



Multi-compartmental insert trays for small items including paper & stationery

Chrome handle design, supplied with individual drawer label holders

CODE	W	D	H	STOCKED	MTO
B5MD	279	380	325	£174	£182
B10MD	279	380	590	£291	£312
B15MD	279	380	860	£415	£427



Black
(K)



White
(WH)



Grey
(G)



5 week
lead time



Blue
(BL)



Green
(GN)



Orange
(OR)



Red
(R)



Silver
(S)



Yellow
(YE)

Our universal locker range offers streamlined personal storage and is ideal for production facilities, staff rooms, cloakrooms and open plan offices. Available in a choice of depths (305mm and 457mm) and with a variety of single, two, four and six door compartments sizes, the lockers can be easily configured by bolting together the locker units to suit your needs.



Fitted with a camlock with 1,000 different master lock combinations

Lockers bolt together at the back and side with ventilation holes in lockers



Single door and two door lockers feature under shelf coat storage

Approved to British Standards BSEN 14073 parts 2&3, BSEN 14074, BS4875 1998 part 7 (level 4)

CODE	W	D	H	Doors	STOCKED	MTO
CLK121	305	305	1802	1	£260	£260
CLK122	305	305	1802	2	£323	£323
CLK124	305	305	1802	4	£377	£377
CLK126	305	305	1802	6	£454	£454

CODE	W	D	H	Doors	STOCKED	MTO
CLK181	305	457	1802	1	£299	£299
CLK182	305	457	1802	2	£360	£360
CLK184	305	457	1802	4	£415	£415
CLK186	305	457	1802	6	£493	£493



Grey
(G)



5 week
lead time



Blue
(B)

A combination of market-driven design and high quality UK manufacturing ensures that the steel public sector filing cabinets are well suited for all office environments, including for public sector tenders. Investing in lockable storage such as filing cabinets and creating a system for filing away paperwork will meet all the demands for the recently introduced GDPR regulations for businesses.



Functional office storage solutions for footscap files with finger pull handles



Fully lockable 100% extension, anti-tilt drawers supplied with two keys



Fully welded carcass with high sided drawers and 40kg load capacity

Approved to British Standards BSEN 14073 parts 2&3 and BSEN 14074

CODE	W	D	H	MTO 1	MTO 2
BPSF2	470	622	711	£404	£428
BPSF3	470	622	1016	£449	£475
BPSF4	470	622	1321	£506	£535



Locking



Anti-Tilt



100% Extension



Suspension Filing



Drawer Capacity



5 week lead time



Black
(K)



Coffee / Cream
(C)



Grey
(G)



Silver
(S)



White
(WH)



5 week lead time



Blue
(BL)



Green
(GN)



Orange
(OR)



Red
(R)



Yellow
(YE)

Our lodges with letter boxes are ideal for busy offices, allowing individuals to have their post delivered to their personal storage locker. With a choice of 4 and 6 door options, these letter box lockers allow for the safe storage of personal belongings plus the distribution of internal mail in a variety of premises including open plan offices, schools, universities and shared housing.


BISLEY


Lodges come in two heights with matching drawer unit dimensions

Four and six door options available, great for university or shared housing

Post can go through the slot, but only the owner can get it out with their key

Safe & secure storage of personal belongings and internal mail

CODE	W	D	H	Doors	MTD
BLFL4D	800	470	845-869	4	£1446
BLFL6D	800	470	1187-1211	6	£1946



Locking



5 week lead time



Silver
(S)



White
(WH)

Screens



Accreditations



Product
guarantee




Designed &
manufactured

Styles



Fabric
Wrapped



Aluminium
Frame



Acrylic
Screens



Acoustic
Dividers



Modular
Screens

About

Desktop screens allow employees to be more focused on their work by helping to cut out colleague's distracting and irritating telephone or computer sounds, in addition to improving office acoustics. Free standing floor screens provide visual, physical and acoustic barriers in any workspace by separating parts of the office into teams and groups or creating quiet work zones and breakout areas in open plan spaces.



Select the fabric screen style that best fits your needs to divide space in open areas

Vibe fabric designer desk screens to prevent day-to-day distractions

Aluminium frame desktop screens have a choice of fabric or acrylic panels

Acrylic screens allow people to communicate effectively and light to pass through


Modular screens are a perfect replacement for the lack of internal walls in many offices

Fabric Finishes

(Selected products)



Blue
(B)



Charcoal
(C)



Made-to-order

SCREENS

FABRIC WRAPPED STRAIGHT DESK SCREENS

Whether dividing desk space or an entire office area, office screens provide an element of privacy for employees, allowing them to be comfortable while they work. Our fabric straight desktop screens are a cost effective way of dividing desk clusters and are supplied with brackets to fit all 25mm desktops. A universal bracket is available as an optional extra to mount screens to different manufacturer's desks.



30mm thick with a layer of foam between outer fabric and melamine core

Combines a slim profile with a robust and durable construction

Desk mounted screens use standard desk brackets which come as standard

When using as a return screen order ESRB (see page 122)

CODE	W	D	H	STOCKED	Band A	Band B	Band C
ES800S	800	30	400	£137	£151	£165	£192
ES1000S	1000	30	400	£151	£165	£179	£206
ES1200S	1200	30	400	£159	£174	£188	£217
ES1400S	1400	30	400	£178	£191	£204	£232
ES1600S	1600	30	400	£185	£198	£211	£240
ES1800S	1800	30	400	£192	£204	£220	£245



Blue
(B)



Charcoal
(C)



3-4 week
lead time



Please add fabric colour finish when ordering
eg. ES1600S in Blue = ES1600S-B

Whether dividing desk space or an entire office area, office screens provide an element of privacy for employees, allowing them to be comfortable while they work. Our fabric wave desktop screens are ideal for use with wave desktops and are supplied with brackets to fit all 25mm desktops. A universal bracket is available as an optional extra to mount screens to different manufacturer's desks.



30mm thick with a layer of foam between outer fabric and melamine core

Combines a slim profile with a robust and durable construction

Desk mounted screens use standard desk brackets which come as standard

When using as a return screen order ESRB (see page 122)

CODE	W	D	H	STOCKED	Band A	Band B	Band C
ES800W	800	30	200-400	£145	£158	£172	£199
ES1000W	1000	30	200-400	£159	£174	£188	£217
ES1200W	1200	30	200-400	£178	£191	£204	£232
ES1400W	1400	30	200-400	£185	£198	£211	£240
ES1600W	1600	30	200-400	£192	£204	£220	£245
ES1800W	1800	30	200-400	£199	£211	£226	£253



Blue
(B)



Charcoal
(C)



3-4 week
lead time




Please add fabric colour finish when ordering
eg. ES1600W in Charcoal = ES1600W-C

SCREENS

ALUMINIUM FRAME FABRIC DESK SCREENS

Aluminium frame screens are an excellent addition to any modern desk and office furniture to provide a degree of privacy to desks which are in close proximity to others. Frames are available in silver, white and black so you can synchronise with the desk legs, with matching brackets that fit to the back of desks or desk returns. Fabric screens are stocked in blue with made to order fabric options.



30mm thick with robust aluminium frames for additional stability

Fully upholstered options or glazed semi-transparent perspex screens

Available for all size desks with additional screen sizes for the desk returns

Brackets available in black, silver and white to match frames

CODE	W	D	H	STOCKED	Band A	Band B	Band C
A785	785	30	380	n/a	£183	£209	£249
A1000	1000	30	380	n/a	£194	£249	£275
A1200	1200	30	380	£206	£208	£265	£285
A1400	1400	30	380	£220	£222	£268	£306
A1600	1600	30	380	£251	£253	£294	£331
A1800	1800	30	380	£268	£272	£315	£346



Black
(K)



Silver
(S)



White
(WH)




Blue
(B)



3-4 week
lead time

Please add frame colour followed by fabric colour when ordering eg. **A1600** with Silver frame in Blue = **A1600-S-B**

Aluminium frame screens are an excellent addition for any modern desk to provide a degree of privacy for employees who are situated in close proximity to others. Frames are available in silver, white and black so you can synchronise with the desk legs and the semi-transparent glazed screens are a stylish addition which allow light to flow through the room whilst tackling the issue of ambient noise.



30mm thick with robust aluminium frames for additional stability

Fully upholstered options or glazed semi-transparent perspex screens

Available for all size desks with additional screen sizes for the desk returns

Brackets available in black, silver and white to match frames

CODE	W	D	H	STOCKED
AG1000	1000	30	380	£242
AG1200	1200	30	380	£265
AG1400	1400	30	380	£280
AG1600	1600	30	380	£308
AG1800	1800	30	380	£346



Black
(K)



Silver
(S)



White
(WH)



Polar
White (W)

Please add frame colour followed by glaze colour when ordering eg. **AG1600** with Silver frame in White = **AG1600-S-W**

SCREENS

VIBE DESKTOP SCREENS

Vibe is a range of made-to-order, designer office screens, available in a multitude of fabric colour options. Vibe screens combine a slim profile with a robust and durable construction to improve the layout and function of any office and they are ideal for use with bench desking with the modern trend of having screens shorter than the desk length, with universal desk brackets that come as standard.



35mm thick with an additional foam layer between outer fabric and MFC core

Made to order, designer desktop screens which are elegant, modern and stylish

Hand crafted, exposing the edge of the stitch detail on a radius corner

Supplied with standard 25mm clamp brackets to fit 25mm desktops

CODE	W	D	H	Band A	Band B	Band C
VB800	800	35	400	£168	£179	£206
VB1000	1000	35	400	£179	£194	£222
VB1200	1200	35	400	£191	£204	£232
VB1400	1400	35	400	£205	£221	£247
VB1600	1600	35	400	£215	£228	£255
VB1800	1800	35	400	£221	£235	£263



3-4 week lead time



Acrylic screen toppers have been designed as an add-on to existing fabric or aluminium frame desktop screens to quickly, easily and at minimal cost convert your existing screen into a barrier screen. The use of acrylic not only allows light to pass through the office but work colleagues can also see each other, plus the additional 300mm of increased height is a solution to help keep employees safe.



Add-on top of existing screens with universal brackets supplied

Suitable for use with all screen widths 15-30mm wide

Provide cough and sneeze barriers between employees to help stop germs spreading

5mm thick acrylic topper to still allow visibility between colleagues

CODE	W	D	H	MTO
SE800-CA	800	5	300	£210
SE1000-CA	1000	5	300	£229
SE1200-CA	1200	5	300	£249
SE1400-CA	1400	5	300	£267
SE1600-CA	1600	5	300	£310
SE1800-CA	1800	5	300	£403



4 week lead time



5mm clear acrylic



BRACKET COLOURS



Black (K)



Silver (S)



White (WH)

Please add bracket colour when ordering
eg. SE800-CA with Silver brackets = SE800-CA-S

SCREENS

ACRYLIC DESK SCREENS

Our acrylic desktop protection screens reduce the risk of airborne germs between colleagues whilst still enabling them visibility. Protection is made from 5mm clear acrylic and is supported by desktop brackets that fix to any 25mm desktop. These screens are easy to install, maintain and disinfect and provide a professional solution to reduce the spread of viruses and create a safe separation.



Supplied with clamp brackets to fit all 25mm desktops

Ensures users are separated but can maintain visual contact

Clear screens, easy to maintain & supports anti-bacterial cleaning

Transparent screen that is light and stable with choice of bracket colours

CODE	W	D	H	RRP
AHDM800	800	5	700	£286
AHDM1000	1000	5	700	£310
AHDM1200	1200	5	700	£346
AHDM1400	1400	5	700	£370
AHDM1600	1600	5	700	£395
AHDM1800	1800	5	700	£419



Please add bracket colour when ordering
eg. **AHDM800** with Silver brackets = **AHDM800-S**

Our acrylic desktop protection screens reduce the risk of airborne germs between colleagues whilst still enabling them visibility. Protection is made from 5mm clear acrylic and is supported by metal feet to retro-fit to existing worktops. These screens are easy to install, maintain and disinfect and provide a professional solution that is easy to place and move for the office, reception or counter.



Supplied with metal feet for perfect stability on the worktop

Ensures users are separated but can maintain visual contact

Acrylic free-standing desk screens with easy assembly for instant protection

Create a safe separation between employees and customers/visitors

CODE	W	D	H	RRP
AHFS800	800	5	700	£278
AHFS1000	1000	5	700	£303
AHFS1200	1200	5	700	£341
AHFS1400	1400	5	700	£370
AHFS1600	1600	5	700	£409
AHFS1800	1800	5	700	£444



5mm clear acrylic



BRACKET COLOURS



Black (K)




Silver (S)



White (WH)

Please add bracket colour when ordering
eg. **AHFS800** with Silver brackets = **AHFS800-S**

Slide on desk dividing screens are available in a selection of acoustic materials to allow employees to define their own boundaries and provide an additional barrier to help prevent the spread of airborne diseases. They are available as one size to clip on and rest on desktops, table tops and workstations to negate the need to reconfigure existing spaces by applying appropriate distance between people.



Frameless design which is easy to attach and slide on to any desk or table

Slide-on dividers can easily be moved to compliment the needs of the agile workspace

Perfect to provide privacy, acoustic properties and a touch of style to your workstation

Acoustic divider manufactured using a minimum of 65% already recycled waste material

CODE	W	D	H	MTO
SWT-SPS	550	18	450	£200



5 week lead time



Orange (O)



Silver Grey (SG)

The Piano Keys Screen is a breakthrough alternative to traditional floor screens that is changing everything - from the minds of office planners to the hearts of designers. The free-standing screen is made up of three individual acoustic blinds which stand on a sturdy base plate. The fabric covered acoustic panels rotate fully 360° to provide visual protection when closed, or open the space up at any given time.



Free-standing office screen with silver base and three rotating panels

Screen unit can be positioned in a row or at 45° angles for different directions

Fully upholstered panels in a range of fabrics with excellent acoustic properties

Lightweight, simple to install and easy to manoeuvre for enhanced privacy

CODE	W	D	H	Band A	Band B	Band C	Band D	Band E
PKS003	870	300	1600	£903	£1020	£1150	£1274	£1390



4 week lead time



SCREENS

FABRIC WRAPPED FLOOR SCREENS


Free standing floor screens are available in three different sizes and are used to break up the appearance and divide the space without losing any of the benefits of the open plan layout. Fabric wrapped floor screens also provide the operators with an element of seclusion and privacy and can be joined together with the linking strips for connecting 2 screens or 4 screens together.



CODE	W	D	H	STOCKED	Band A	Band B	Band C
208	800	40	1200	n/a	£217	£244	£289
210	1000	40	1200	n/a	£217	£244	£289
212	1200	40	1200	n/a	£231	£257	£302
214	1400	40	1200	n/a	£231	£257	£302
216	1600	40	1200	n/a	£245	£274	£331
218	1800	40	1200	n/a	£262	£290	£344

CODE	W	D	H	STOCKED	Band A	Band B	Band C
508	800	40	1500	n/a	£220	£247	£289
510	1000	40	1500	n/a	£233	£262	£302
512	1200	40	1500	£253	£262	£290	£344
516	1600	40	1500	£267	£285	£312	£370
518	1800	40	1500	£294	£304	£333	£385

CODE	W	D	H	STOCKED	Band A	Band B	Band C
808	800	40	1800	n/a	£262	£290	£344
810	1000	40	1800	n/a	£262	£290	£344
812	1200	40	1800	£294	£304	£333	£385
814	1400	40	1800	£294	£304	£333	£385
816	1600	40	1800	£308	£311	£341	£393



40mm thick with an additional foam layer between outer fabric and MFC core

Available in 1200mm, 1500mm and 1800mm heights

Screens can utilise the desk as support or can be used with bar feet supplied

2 panel linking strips for connecting screens together (see page 123)



Blue
(B)



Charcoal
(C)



3 week
lead time



Please add fabric colour finish when ordering
eg. 816 in Blue = 816-B

Priva modular floor standing screens are not only colourful and modern additions to the office aesthetics, but also deliver a large array of functional and design solutions for every work style and preference. Whether it's a touchdown, collaborative space, personal workstation or private office, Priva screens make it easy to create unique, inspiring and functional spaces, ideal for absorbing sound.



C-SHAPE

CODE	W	D	H	Band A	Band B	Band C	Band D	Band E
PRV-SQ01	2430	2800	1500	£5500	£5600	£5800	£6000	£6200

S-SHAPE

CODE	W	D	H	Band A	Band B	Band C	Band D	Band E
PRV-SQ02	2430	5600	1500	£8500	£8700	£8900	£9100	£9300



Modular screens which are easy to assemble and reconfigure when required


Clean, modern design with two-tone fabric options to complement any interior

Create space division and reduce transfer of pathogens by adding dividers around areas

Aid concentration, reduce noise pollution and even prevent sickness from spreading



Universal Desktop Screen Brackets



CODE	Description	RRP
UNSCBR	Universal bracket (pair)	£30

- Clamps between 15mm-50mm desktops
- For use on all non-aluminium fabric desk screens

Desk Return Brackets



CODE	Description	RRP
ESRB	Return bracket (pair)	£28

- Used to attach desks to return sides of desks
- For use on all non-aluminium fabric desk screens

Aluminium Frame Screen Brackets



CODE	Description	RRP
AFSBK	For fabric screens	£51
AGSBK	For glazed screens	£63

- Clamps to standard desktops
- Used on single desks or runs of single desks


Adapt & Fuze Back-To-Back Desk Brackets



CODE	Description	RRP
EDELBS	End bracket	£37
EDILBS	Intermediate bracket	£44

- Bolts directly to under frame of desk
- Used on Adapt and Fuze bench desks


Aluminium Frame Screen Brackets



CODE	Description	RRP
ARBK	For the back of desks, pack of 2	£59
ASBK	For desk return, pack of 2	£59

- Screw clamps to fit all desks
- Fix to the back of desks

Aluminium Frame Return Screen Brackets for Mid Runs



CODE	Description	RRP
SBKT50	Screen mid run brackets	£31
SA-LINK-KIT	Screen linking kit	£31

- SBKT50 - Front mounting screen bracket
- SA-LINK-KIT - Rear mounting screen connector to rear desktop screens

BRACKET
COLOURS



Black
(K)



Silver
(S)



White
(WH)

Please add finish when ordering
eg. **AFSBK** in silver = **AFSBK-S**
(UNSCBR, ESRB and SA-LINK-KIT
available in silver only)

Free Standing Acrylic Screen Brackets



CODE	Description	RRP
AHSB-FS	Free standing bracket (single)	£37

- For use with acrylic screens 700mm high
- Metal brackets/feet for stability


Acrylic Screen Topper Brackets



CODE	Description	RRP
AHSB-SE	Screen topper bracket (single)	£37

- For use with acrylic screen topper, 300mm high
- For screen widths 18-30mm wide

Floor Screen Linking Strips



CODE	Description	RRP
LK22	1200mm 2-2 Strip	£19
LK25	1500mm 2-2 Strip	£20
LK28	1800mm 2-2 Strip	£21

- Links floor standing fabric screens
- For connecting 2 screens together

Fixed Acrylic Screen Brackets



CODE	Description	RRP
AHSB-FX	Fixed desktop bracket (single)	£37

- For use with acrylic screens 700mm high
- Metal brackets/feet for stability


Designer Screen Feet



CODE	Description	RRP
VFT1	Screen feet (pair)	£65

- For use with Vibe floor standing screens
- Designer screen feet for floor standing screens

Floor Screen Linking Strips



CODE	Description	RRP
LK42	1200mm 4-4 Strip	£28
LK45	1500mm 4-4 Strip	£32
LK48	1800mm 4-4 Strip	£34

- Links floor standing fabric screens
- For connecting 4 screens together



Black
(K)



Silver
(S)



White
(WH)

Please add finish when ordering eg.
AHSB-FS in silver = **AHSB-FS-S**
 Acrylic screen brackets available in black, silver & white
 (Designer screen feet in silver & white only)

SCREENS

SCREEN MATRIX

	Rear Screens								Return Screens			
Product	Vibe Elev8 ² Single (1000/1200/1400/1600)	Vibe Elev8 ² B2B (1200/1400/1600)	Vibe Desktop (800/1000/1200/1400/1600/1800)	Aluminium Fabric (800/1000/1200/1400/1600/1800)	Aluminium Glazed (800/1000/1200/1400/1600/1800)	Fabric Straight (800/1000/1200/1400/1600/1800)	Fabric Wave (800/1000/1200/1400/1600/1800)	Acrylic Desktop (800/1000/1200/1400/1600/1800)	Aluminium Fabric (785/1185)	Aluminium Glazed (785/1185)	Fabric Straight (800/1000/1200)	Fabric Wave (800/1000/1200)
Elev8² Single desks	✓ Bracket SUPPLIED		✓ Bracket SUPPLIED	✓ Order ARBK	✓ Order ARBK	✓ Bracket SUPPLIED	✓ Bracket SUPPLIED	✓ Bracket SUPPLIED	✓ Order ASBK	✓ Order ASBK	✓ Order ESRB	✓ Order ESRB
Elev8² Back-to-back desks		✓ Bracket SUPPLIED										
Adapt II Single desks	✓ Bracket SUPPLIED		✓ Bracket SUPPLIED	✓ Order AFSBK	✓ Order AGSBK	✓ Bracket SUPPLIED	✓ Bracket SUPPLIED	✓ Bracket SUPPLIED	✓ Order ASBK	✓ Order ASBK	✓ Order ESRB	✓ Order ESRB
Adapt II Back-to-back desks			✓ Bracket SUPPLIED	✓ Bracket EDELSB/ EDILSB	✓ Bracket EDELSB/ EDILSB	✓ Bracket SUPPLIED	✓ Bracket SUPPLIED	✓ Bracket SUPPLIED	✓*∞ Order ASBK	✓*∞ Order ASBK		
Fuze Single desks	✓ Bracket SUPPLIED		✓ Bracket SUPPLIED	✓ Order AFSBK	✓ Order AGSBK	✓ Bracket SUPPLIED	✓ Bracket SUPPLIED	✓ Bracket SUPPLIED	✓ Order ASBK	✓ Order ASBK	✓ Order ESRB	✓ Order ESRB
Fuze Back-to-back desks			✓ Bracket SUPPLIED	✓ Bracket EDELSB/ EDILSB	✓ Bracket EDELSB/ EDILSB	✓ Bracket SUPPLIED	✓ Bracket SUPPLIED	✓ Bracket SUPPLIED	✓* Order ASBK	✓* Order ASBK		
Connex Single desks	✓ Bracket SUPPLIED		✓ Bracket SUPPLIED	✓ Order ARBK	✓ Order ARBK	✓ Bracket SUPPLIED	✓ Bracket SUPPLIED	✓ Bracket SUPPLIED	✓* Order ASBK	✓* Order ASBK		
Connex Back-to-back desks			✓ Bracket SUPPLIED	✓ Order ARBK	✓ Order ARBK	✓ Bracket SUPPLIED	✓ Bracket SUPPLIED	✓ Bracket SUPPLIED	✓* Order ASBK	✓* Order ASBK		
TR10 Desks	✓ Bracket SUPPLIED		✓ Bracket SUPPLIED	✓ Order ARBK	✓ Order ARBK	✓ Bracket SUPPLIED	✓ Bracket SUPPLIED	✓ Bracket SUPPLIED	✓† Order ASBK	✓† Order ASBK	✓† Order ESRB	✓† Order ESRB
Vivo Desks			✓ Bracket SUPPLIED	✓ Order ARBK	✓ Order ARBK	✓ Bracket SUPPLIED	✓ Bracket SUPPLIED	✓ Bracket SUPPLIED	✓† Order ASBK	✓† Order ASBK	✓† Order ESRB	✓† Order ESRB
Maestro 25 Desks			✓ Bracket SUPPLIED	✓ Order ARBK	✓ Order ARBK	✓ Bracket SUPPLIED	✓ Bracket SUPPLIED	✓ Bracket SUPPLIED	✓† Order ASBK	✓† Order ASBK	✓† Order ESRB	✓† Order ESRB
Contract 25			✓ Bracket SUPPLIED	✓ Order ARBK	✓ Order ARBK	✓ Bracket SUPPLIED	✓ Bracket SUPPLIED	✓ Bracket SUPPLIED	✓ Order ASBK	✓ Order ASBK	✓ Order ESRB	✓ Order ESRB

✓ Recommended

✓ Compatible

* For return screen mid-runs use SBKT50 and SA-LINK-KIT

∞ Return screens not suitable for back-to-back desks with sliding tops

† Return screens not suitable for 600mm straight desks

Fabrics specified for their acoustic properties are ideal for wall coverings, suspended ceiling panels, desk mounted or free standing screens. The job of the fabric is to allow sound to pass through cleanly, or provide a degree of absorbency, which allows the specialist acoustic system behind to do what it needs to do.

RANGE		FABRIC TYPE		HAZARD	
	Band	Natural	Synthetic	BS476 Part 7	BS 476 Pt 6
Cara	A		✓	✓	
Carlow	B		✓		
Castillo	B		✓		
Era 170	B		✓		
Sonus	B		✓		
Lucia	C		✓	✓	
Sonus Etch	C		✓		
Blazer Lite	D	✓		✓	✓
Synergy 170	E	✓			

camira

RANGE		FABRIC TYPE		HAZARD	
	Band	Natural	Synthetic	BS476 Part 7	BS 476 Pt 6
Bondai 170	C		✓	✓	

inloom

Camira Cara Band A



EJ125 GALILEE

EJ138 BLACK

EJ190 HILLSWICK

EJ185 STAFFA

EJ180 CLUANIE

EJ076 PITLOCHRY

EJ196 DENNY

Camira Era 170 Band B



CSX36 NOTATION

CSX20 AEON

CSX23 OCCURRENCE

CSX14 FORWARD

CSX41 QUOTA

CSX31 SPLITSECOND

CSX19 CALENDAR

Inloom Bondai 170 Band C



4711

3705

6771

7721

8733

8778

1708

Camira Blazer Lite Band D



LTH44 MOOD

LTH63 HARMONY

LTH64 DAINTY

LTH55 HAPPY

LTH52 ASPIRE

LTH56 BUDDHA

LTH39 RETREAT

Camira Synergy 170 Band E



LDP54 REGARD

LDP56 KINSHIP

LDP62 ALIKE

LDP85 SHARE

LDP45 SUMMON

LDP77 COMBO

LDP20 LEVEL

All made-to-order screen orders for non-screen fabrics are priced on application.

Acoustic solutions

We are all born with an ability to focus. But as much as we would like to retain that skill forever, life itself proves to be very loud, colourful and sometimes just too interesting for us to be able to avoid distractions forever. Being able to concentrate is something we need to fight for, especially in open offices. And the best weapon for winning that fight is not stronger coffee or cooler office perks, it's offering your employees a real chance to focus.



Styles



Acoustic
Hubs



Workstations



Room
Dividers



Piano
Acoustics



Silen
page 128



Chatbox
page 134



Priva
page 136



Flux
page 140



Piano Acoustics
page 146

3 great features which make Silen acoustic hubs unique . . .

1

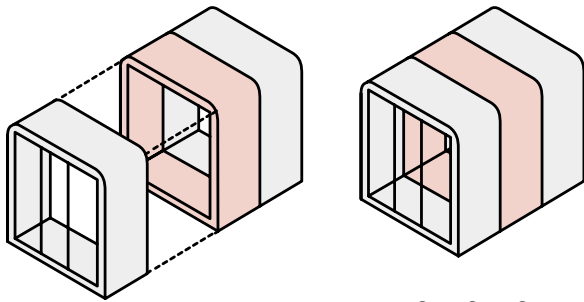
It's got wheels – for easy and quick relocation



All Silen acoustic hubs come with retractable castors

**2**

It's modular – add separate modules




reconfigurable

$$\begin{aligned} S2 + S2 &= S4 \\ S2 + S4 &= S6 \end{aligned}$$

**3**

The best sound reduction up to 43dB quieter inside



up to 10dB more than closest competitor



Interior colour



Light grey

Dark grey

Black

Door frame




White

Aluminium

Black

Door handle

Left or right handed door handle



Door Trim

Can be different to external colour

Carpet



Light grey

Dark grey

Black

Exterior colour (3 price bands)

STANDARD



RAL9003

RAL7047

RAL9005

CUSTOM




VENEER



Oak

Dark Oak

Lighting

Energy efficient LED lighting,
20W motion-activated units


Ventilation

25-30% more airflow than
closest competitor

Glass door

13mm laminated acoustic sound
control glass

Accessories

Supplied with UK plug and USB
as standard

Safer working hubs

We've also made sure that our Silen hubs are made with medical grade antibacterial material options. So even at times like these, we can keep you completely safe.

Our HEPA filter makes this the safest and most convenient workplace in your office with 99.9% of bacteria filtered out every minute.



Our handles are coated with antibacterial coating.



The outside walls are covered with a medical grade antibacterial laminate.



Privacy can be difficult to find in a modern, open plan office. Silen 1 puts your workspace to most efficient use by creating an island of silence in an open office. The phone booth has one of the largest interior footprints on the market, featuring a built-in laptop table with a ferrous metal back, this acoustic pod is perfect for individual work and phone calls.



Telephone booth adequate for one person for a call or to work privately

Use the retractable castors to move the hub and level with the adjustable feet

Silent ventilation with air flow of 28L/S – up to 25% more than competitors

Interior dimensions of 900 x 1010 x 2050mm (WxDxH), ideal for a stool

CODE	W	D	H	STANDARD	CUSTOM	VENEER
S1	900	1010	2050	£18,500	£20,000	£22,000



RAL9003 RAL7047 RAL9005



CUSTOM



VENEER

Oak

Dark Oak

The ability to create a mix of diverse workspaces means that an organisation can create balance for its workers, thereby optimising their potential productivity and output. Silen 2 is a stylish interior space element that separates the high focus work area from its more relaxed cousins. A perfect fit for a focused work session for two but can fit up to four people with no hassle.



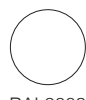
Space 2 is ideal for a smooth dialogue between colleagues or a quiet study room

Up to 43dB lower inside with laminated, acoustic sound control 13mm glass


Supplied with power module of UK plug and USB as standard

Interior dimensions of 2200 x 1160 x 2050mm (WxDxH), ideal for 2 sofas and a table

CODE	W	D	H	STANDARD	CUSTOM	VENEER
S2	2400	1220	2290	£35,000	£38,000	£40,000



RAL9003 RAL7047 RAL9005



CUSTOM



VENEER



Oak Dark Oak

Acoustic hubs can be adapted and customised to fit your own office requirements, creating multiple working zones in one place. Silen 4 cosily fits four and up to eight people for an efficient brainstorming session or for a longer meeting that requires everyone to be on the same wavelength. Just activate the wheels and roll your workplace easily wherever you are in the mood.



More space for ideas with a wide range of furniture options to maximise your interior space

Motion activated 20W LED lighting that's energy efficient and helps your eyes perform at their best

UL 962 quality standard is recognised by all agencies and is a highly trusted safety and quality symbol

Interior dimensions of 2200 x 2360 x 2050mm (WxDxH), ideal for 2 sofas and a table, or meeting table and chairs

CODE	W	D	H	STANDARD	CUSTOM	VENEER
S4	2400	2420	2290	£50,000	£55,000	£57,000



It is increasingly important for employers to be able to create different zones for different types of work and each has a different acoustic requirement. Silen 6 comes with plenty of room for creative teams and working groups to embark on wild idea expeditions. The modular structure also means that you can quickly change your space size when you need it.




For thinking big with internal fabric and carpet options to suit your requirements

Shipped flat-packed in a crate with quick installation from our experienced team

Available with covid-secure anti-bacterial options and designed with your safety in mind

Interior dimensions of 2200 x 3560 x 2050mm (WxDxH), ideal for meeting table and chairs

CODE	W	D	H	STANDARD	CUSTOM	VENEER
S6	2400	3620	2290	£60,000	£67,000	£69,000



Designed and developed by industry-leading acoustic experts, the Chatbox telephone booth is adequate for one person and they are the perfect peaceful environment for phone calls away from the noise and distraction. The sleek, modern design is carefully crafted to provide impeccable form, function, design and durability, offering next generation privacy for a new normality.



Everything you need for a private conversation or a space to focus on your own

Supplied with MDF shelf 700mm wide x 300mm deep, with optional whiteboard and tv bracket

Finished in recycled echo-free grey fabric and carpet for superior soundproofing with a dB rating of 34

Silent ventilation and a fresh indoor climate to support a focused mind

CODE	DESCRIPTION	W	D	H	STOCKED	MTO
CBX1	Phone booth	1000	1000	2227	£11,000	£11,000
CBX1-WB	Whiteboard for phone booth	700	25	750	N/A	£446
CBX1-WB-BK	Whiteboard & TV bracket	700	100	750	N/A	£1002



Black (**K**)



5-6 week lead time



White (**WH**)

Please add exterior finish when ordering eg. **CBX1** in Black= **CBX1-K**

In the long-term, multi-functional spaces will be the reason why people enjoy coming into the office. These are the spaces where people can work according to their own needs and preferences. Chatbox Duo offers a private meeting room in an instant, helping people to connect, collaborate and focus in private. A silent space for creativity to flourish - Duo the box, duo the fun!



Perfect for 1-1 meetings and small brainstorm sessions in comfort and silence

Handle on left or right hand side with 8mm thick glass for superior acoustic quality

High-quality design with abundant natural LED light with a low power consumption

Easy to assemble with black and white sheet metal exterior options

CODE	W	D	H	MTO
CBX2	2130	1030	2227	£25,000



5-6 week lead time



Black (**K**)



White (**WH**)

Please add exterior finish when ordering eg. **CBX2** in Black= **CBX2-K**

PRIVATE WORKING

**SOCIAL
SPACES.**

Priva Workstations



Accreditations



Product
guarantee



Designed &
manufactured

Styles



Rectangles



Angles

About

Highly relevant in today's modern open plan offices, Priva workspaces are designed for those moments where personal space is required to focus on tasks with minimal noise and distraction. The solo booths are a great place for individuals to seek refuge away the busy, hectic office environment by creating a compact, secluded working area which is sometimes needed for a period of intensive work or concentration to finish off the job in hand.



Design can be easily extended with numerous configurations to suit any office layout

Retreat offering visual and acoustic privacy in open plan office environments

Ideal for private phone calls or as a quiet place to work for focused tasks

Square, hub, triangle and hexagonal shaped workstations to suit all styles

Two-tone acoustic fabric options with built in power to enhance office aesthetics

Fabric Finishes



6 weeks
lead time

Too much interaction and not enough privacy has become a real issue for employees who need to concentrate or just take a break during the working day. Priva workstations bring a new level of flexibility to the office with versatile, individual cubicles to suit all working styles. Priva Rectangles are high tiered square booths designed to provide a high level of acoustic and visual privacy.

**PRV-WS01R****PRV-WS02R****PRV-WS03R**

Rectangular workstation pods available in 2 sizes with a study pod ideal for concentrated work

Optional integrated power modules and charging points in the white table tops

Individual workspaces which can be arranged in a dynamic configuration

Available in two-tone fabrics and ideal for a bustling, busy office by reducing sharp corners

CODE	DESCRIPTION	W	D	H	Band A	Band B	Band C	Band D	Band E
PRV-WS01R	Study rectangular workstation pod	1200	1500	1500	£2500	£2600	£2700	£2900	£3100
PRV-WS02R	Rectangular workstation pod	1200	1800	1500	£3200	£3300	£3400	£3600	£3800
PRV-WS03R	Large rectangular workstation pod	1400	2000	1500	£3600	£3700	£3800	£4000	£4200



6 week
lead time



The loss of private space and an inability to concentrate in an open plan work area has inspired the design of the Priva angles workstations which can be configured to specific needs and support individual work zones. The rich repertoire of geometric shapes can be positioned to suit defined spaces, allowing individuals to concentrate and complete focused tasks in a private space within the workplace environment.



PRV-WS01A



PRV-WS02A



PRV-WS03A

Angled workstation pods available in 2 sizes with a study pod ideal for concentrated work

Optional integrated power modules and charging points in the white table tops

Individual workspaces which can offer more enclosed privacy when arranged the right way

Angles workstations break the traditional "square-cube" stereotype and add a fresh look to the office

CODE	DESCRIPTION	W	D	H	Band A	Band B	Band C	Band D	Band E
PRV-WS01A	Study angular workstation pod	2000	1000	1500	£2200	£2300	£2400	£2600	£2800
PRV-WS02A	Hexagonal workstation pod	1600	1800	1500	£3000	£3100	£3200	£3400	£3600
PRV-WS03A	Large hexagonal workstation pod	1800	2000	1500	£3300	£3400	£3500	£3700	£3900



6 week
lead time





Accreditations



Product
guarantee



Designed &
manufactured

Range



Single



Double



Accessories

About

The Flux modular shelving system epitomises the future of adaptable, modern design. Flux has a capacitor for an infinite number of layout options and shapes to help create work zones in any space to promote privacy or transparency as needed. The crisp, clean aesthetic of the black frame allows you to break up the workplace landscape while bringing together a wide range of complementary components and products – and, never compromising on design.



Configured in an infinite number of ways to suit any space

Modular grid based shelving/storage system for adaptable, flexible spaces

Fully welded frame construction for easy installation & added strength

Linking bracket to combine straight or right-angled shelving units

Wooden add-ons and inserts in a selection of finishes and styles

Frames



Black
Steel

Finishes




Grey Oak
(GO)



Kendal Oak
(KO)

Single Starter Units



CODE	W	D	H	RRP
FL-12S	420	420	845	£300
FL-13S	420	420	1245	£450
FL-14S	420	420	1645	£550
FL-15S	420	420	2045	£625

- Single width starter tower units supplied with 2 linking brackets
- Modular grid based shelving/storage system for adaptable, flexible spaces

Double Starter Units



CODE	W	D	H	RRP
FL-22D	820	420	845	£350
FL-23D	820	420	1245	£525
FL-24D	820	420	1645	£625
FL-25D	820	420	2045	£700

- Double width starter tower units supplied with 2 linking brackets
- Configured in an infinite number of ways to suit any space

Linking Brackets



CODE	Description	W	D	H	RRP
FL-BKT-LNK	Linking bracket	380	40	5	£25

- Linking bracket to connect Flux units together
- Add additional brackets to large configurations for increased stability



*Bracket highlighted for illustration purposes only



Black
Steel

Inner Shelves



CODE	Description	W	D	H	RRP
FL-IS1	Single	380	420	18	£50
FL-IS2	Double	780	420	18	£65

- Single or double shelf to sit inside black steel frame
- Add some storage and a new dimension to flux storage units

Top Shelves



CODE	Description	W	D	H	RRP
FL-TS1	Single	420	420	18	£55
FL-TS2	Double	820	420	18	£70

- Single or double shelf to sit on top of black steel frame
- Ideal for storage or showing off items

Cubbies



CODE	Description	W	D	H	RRP
FL-CB1	Single	380	420	380	£100
FL-CB2	Double	780	420	380	£120

- Single or double cubby unit to sit inside black steel frame
- Create the perfect storage solution or display

Cubby Shelf



CODE	Description	W	D	H	RRP
FL-CS1	Single	380	420	195	£100

- Half cubby unit to sit inside black steel frame
- Tidy away messy items and accessories on stylish cubby shelves

Planters



CODE	Description	W	D	H	RRP
FL-PL1	Single	420	420	195	£150
FL-PL2	Double	820	420	195	£175

- Single or double planter box to sit on black steel frame
- Featuring an area in the top for plants or standing pots

Planters with plants



CODE	Description	W	D	H	RRP
FL-PLP1	Single	420	420	195	£250
FL-PLP2	Double	820	420	195	£400

- Single or double planter box complete plants to sit on black steel frame
- Add some greenery to the workplace for a biophilic look



Grey Oak (GO) Kendal Oak (O)

Please add finish when ordering eg. **FL-IS1** in Grey Oak = **FL-IS1-GO**

The Flux Capacitor

Each Flux configuration starts with a starter unit – which can be single or double wide and up to 5 high.

Then simply add your add-on units & accessories to suit your needs.

1



Link

Use the linking bracket to connect single or double units at straight or 90° angles

2



Accessories

Customise your Flux units by adding shelves, cubbies or planters. The possibilities are endless.

3



FLUX

THE CAPACITOR FOR STORAGE



PRIVATE WORKING

“Create different work zones in any space”

Piano Acoustics

Acoustics are essential in making our surroundings enjoyable by minimising noise, controlling reverberations and general improving the quality of the acoustic environment. Piano Acoustics provide open plan offices and breakout spaces with multiple levels of acoustic absorption which are not only colourful and modern additions to the office aesthetics, but are also pertinent to the task at hand in each area.



Accreditations



Product
guarantee




Designed &
manufactured



Piano Solo
page 148



Piano Tiles
page 149



Piano Chords
page 150



Piano Scales
page 151


Finishes



Dark Blue (DB)



Dark Green (DN)




Dark Grey (DG)



Silver Grey (SG)



Orange (O)



Red (R)



Yellow (Y)

PIANO ACOUSTICS

PIANO SOLO

The Piano Solo phone booth provide workers with a private acoustic space to make personal phone calls or one-to-one video conferencing. These sturdy single person pods come complete with a standing height table top which provides space for laptops or notebooks if necessary. Piano Solo is designed to keep noise from the outside out, while also enclosing the user to prevent them from distracting others.



- Offers a high degree of personal privacy with acoustic properties
- Ideal when making phone calls and video conferencing away from the desk
- Solves the lack of private areas in noisy open plan offices offering privacy
- Specifically designed to enhance acoustic comfort in the workplace

CODE	W	D	H	MTO
PSB1	1200	1000	2150	£6946

MADE TO ORDER

6 week lead time



Dark Blue (DB)



Dark Green (DN)



Dark Grey (DG)



Silver Grey (SG)



Orange (O)



Red (R)



Yellow (Y)

Please add interior finish when ordering eg. PSB1 in Red = PSB1-R

Our Piano Tiles for walls are modular, acoustic panels are the decorative solution to sound control needs in any office, education or retail environment. Available in four shapes in a choice of colours and thicknesses, Piano wall tiles can turn an empty wall space into a creative work of art which not only looks aesthetically pleasing but also provides excellent acoustic performance.



SQUARE

CODE	W	D	H	Band B	Band D	Band E
PWS-25-1	595	25	595	£204	£227	£262
PWS-50-1	595	50	595	£233	£262	£291
PWS-25-2	1195	25	1195	£378	£407	£417
PWS-50-2	1195	50	1195	£407	£440	£464

RECTANGLE

CODE	W	D	H	Band B	Band D	Band E
PWR-25-1	595	25	295	£146	£163	£198
PWR-50-1	595	50	295	£175	£204	£221
PWR-25-2	795	25	395	£186	£209	£233
PWR-50-2	795	50	395	£209	£233	£256
PWR-25-3	1195	25	595	£221	£245	£268
PWR-50-3	1195	50	595	£245	£268	£291

HEXAGON

CODE	W	D	H	Band B	Band D	Band E
PWH-25-1	595	25	415	£245	£268	£291
PWH-50-1	595	50	415	£279	£302	£325
PWH-25-2	1195	25	1035	£407	£430	£453
PWH-50-2	1195	50	1035	£464	£499	£522

TRIANGLE

CODE	W	D	H	Band B	Band D	Band E
PWT-25-1	595	25	595	£204	£221	£256
PWT-50-1	595	50	595	£221	£245	£273
PWT-25-2	1195	25	1195	£378	£407	£417
PWT-50-2	1195	50	1195	£407	£440	£464

Can be mixed and matched to create unique patterns and finishes

Lightweight and easy to install using heavy duty Velcro strips

Excellent acoustic & sound absorption properties with multiple configuration

Ideal to add some colour to open plan offices, education and commercial interiors



5 week lead time



The simplistic beauty of the Piano Chords hanging acoustic panels is that they are available in five unique natural and geometric designs with a selection of colours, styles, and endless design possibilities. Piano Chords are hung from the ceiling with brackets and act as a dividing curtain to provide the necessary combination of sound absorption and attenuation to control noise in interior environments.



BYGONE

CODE	W	D	H	QTY	MTO
PC126-B	600	12	1200	4	£1448
PC2412-B	1200	12	2400	1	£1274

EBONY

CODE	W	D	H	QTY	MTO
PC126-E	600	12	1200	4	£1448
PC2412-E	1200	12	2400	1	£1274

REFLECTION


CODE	W	D	H	QTY	MTO
PC126-R	600	12	1200	4	£1448
PC2412-R	1200	12	2400	1	£1274

SHATTER

CODE	W	D	H	QTY	MTO
PC126-S	600	12	1200	4	£1448
PC2412-S	1200	12	2400	1	£1274

UNION

CODE	W	D	H	QTY	MTO
PC126-U	600	12	1200	4	£1448
PC2412-U	1200	12	2400	1	£1274



BYGONE

EBONY

REFLECTION

SHATTER

UNION

Can be mixed and matched to create unique designs and add colour

Lightweight and easy to fit to ceilings with supplied fittings

Seamless combination of acoustics and aesthetics with 5 pattern options

Ideal for absorbing sound in open plan office environments



6 week lead time



Dark Blue (DB)



Dark Green (DN)



Dark Grey (DG)



Silver Grey (SG)



Orange (O)



Red (R)



Yellow (Y)

Please add finish when ordering eg. PC126-B in Orange = PC126-B-O

Piano Scales are a range of suspended acoustic panels of various sizes and shapes that can be used in various combinations to improve the quality of the acoustic environment. Ideal for meeting rooms and dining areas, Piano Scales are a modern and interesting addition to any space, designed with functionality in mind to reduce reverberated noise and minimise factors that disturb meetings and get-togethers.



LATTICE


CODE	W	D	H	MTQ
PS12-LT	1200	800	300	£1101
PS24-LT	2400	800	300	£1448

SUN

CODE	W	D	H	MTQ
PS12-SN	1200	1200	300	£1274

ECHO GRID

CODE	W	D	H	MTQ
PS25-EG	2500	2500	300	£1333




PS12-LT



PS24-LT



PS12-SN



PS25-EG

Lightweight and easy to fit to ceilings with supplied fittings

Available in a wide range of colour options to suit any interior decor

Environmentally-friendly and manufactured from minimum 65% recycled material

Ideal for absorbing sound in meeting spaces and boardrooms



6 week lead time



Dark Blue (DB)



Dark Green (DN)



Dark Grey (DG)



Silver Grey (SG)



Orange (O)



Red (R)



Yellow (Y)

Please add finish when ordering eg. PS12-LT in Silver Grey = PS12-LT-SG

Accessories



Styles



Desk
Accessories



Cable
Accessories



Office
Accessories



Seating
Accessories

About

Enhance your office furniture with our range of high quality accessories which will add the finishing touches to any office environment. With smart solutions designed to customise your workstation to your needs and for powering and getting data to your workstations whilst leaving them free from trailing cables, we have everything you need to promote a more organised work space.



Monitor arms creating the perfect screen position for each individual user

Strong and practical CPU holders mount beneath the work surface

Cable management solutions to prevent cluttered cables on the floor

Coat stands are handy for hanging personal items including umbrellas

Upgrade or enhance the look and feel of the chair with our seating accessories

Stocked Finishes


(Selected products)



Black
(K)



Silver
(S)



White
(WH)

DESK ACCESSORIES

LUNA MONITOR ARMS

1

Year

The Luna range of single and double monitor arms are designed to enhance maximum flexibility of the office environment, ensuring user comfort when using the screen. The well-being of employees in the office space is becoming more vital, and the number one cause of lower neck pain is due to incorrect monitor positions, allowing users to work in a more comfortable position.



Supplied complete with both desk clamp fit and cable port fittings

One touch height adjustment with quick removable, VESA mounting plate

Rotating the monitor holders allows landscape or portrait positioning

Quick, easy installation arms come complete with clips for cable management

CODE	DESCRIPTION	RRP
LSMARM	Luna single flat screen monitor arm	£85
LDMARM	Luna double flat screen monitor arm	£141



Black
(K)




Silver
(S)



White
(WH)

Triton monitor arms have a gas spring hovering system to provide smooth and effortless adjustments which can be tailored to the user's exact needs, allowing them to sit more comfortably. The space-saving design of the double arm allows both monitors to be positioned adjacent to each other and at the back of the desk allowing the user more space to work, with a handy built-in USB port.



Supports clamp or grommet installation with discreet cable management

High-quality ball joint tilts and quick-release VESA plate for easy adjustment

Gas spring hovering system adjusts monitor height with 900 to 150 tilt range

Double monitor arm has space-saving gas spring arm with built-in USB port

CODE	DESCRIPTION	RRP
TGSMARM	Luna single flat screen monitor arm	£186
TGDMARM	Luna double flat screen monitor arm	£267



Black
(K)



Silver
(S)



White
(WH)

DESK ACCESSORIES

NEON UNDER DESK CPU HOLDER

1

Year

The practical Neon CPU holder is easy to install and easily accessible, protecting the valuable computer equipment from damage and dust, in addition to keeping the CPU off the floor or desk, saving work surface and leg space. Available in silver and white, Neon CPU holders have a unique captive foot making them suitable for CPU's of various sizes, with better access to cables and ports.



- Under desk CPU holder for use on 25mm thick desktops

Height adjustment to fit computer towers from 320mm to 500mm

Width adjustment for 50-77mm, 100-110mm or 128-210mm CPU's

Holds CPU's with a weight capacity up to 20Kg

CODE	DESCRIPTION	W	D	H	RRP
NECPU	Neon under desk CPU holder	130	250	320-500	£104



Silver
(S)



White
(WH)

DESK ACCESSORIES

HALO LARGE 4 SIDED CPU HOLDER



Our extremely durable Halo 4-sided CPU holder mounts beneath the work surface to elevate the computer off the floor and protecting it from dirt, dust, and accidental kicking or moving. There is convenient access to ports and cables, quick and easy installation and removal, and an under-desk track mount on a swivel with 1800 rotation with height and width adjustment that fits a variety of CPU's.



285-520h
130-210w
20.5 kg



No more reaching around the CPU, simply spin around to see what you're looking for

Protective padding included to better protect the CPU from scratches or damage

Under-desk installation saving more space and keeping your CPU dust-free

Heavy duty and durable steel CPU mounting bracket

CODE	DESCRIPTION	W	D	H	RRP
HLCPU	Halo large under desk CPU holder	240	120	210-520	£116



Black
(K)



Silver
(S)



White
(WH)

DESK ACCESSORIES

SORA HEIGHT ADJUSTABLE DESK CONVERTER



Convert an existing desk to a standing desk with our desk converter which offers an easy transition from a comfortable sitting position to a standing one. The monitor riser allows simple and smooth adjustments thanks to the gas spring lift which allows for any height setting within the range, and the separate keyboard and mouse deck adjusts to elevate the screen – keeping it at eye level.



15kg

120-505mm
Height range



Turns a regular desk into a standing desk without having to replace the desk

Smooth height adjustment and quick-release, with removable keyboard tray

Work surface size of 880 x 415mm with a keyboard tray size 880 x 308mm

Allows the user to sit, stand, and incorporate movement into the working day

CODE	DESCRIPTION	W	D	H	RRP
SHAW	Sora height adjustable sit stand desk converter	880	385	120-505	£384



Black
(K)

Enhance your office furniture with our range of cable management solutions which will add the finishing touches to any office environment. With smart solutions designed to customise your work area to your needs and for powering and getting data to your workstations whilst leaving them free from trailing cables, we have everything you need to promote a more organised work space.



Cable Management Trays



CODE	W	D	H	RRP
WB0800	800	200	100	£82
WB1000	1000	200	100	£88
WB1200	1200	200	100	£99
WB1400	1400	200	100	£102

- Drop down silver cable management tray with plastic end covers
- Specify sizes shorter than the desk size e.g. use WB1400-S with a 1600mm desk



Silver
(S)

Cable Spines



CODE	W	D	H	RRP
ROSP	80	80	760	£69

- Simple attractive solution to carry cables from floor to desk 760mm long
- Unique rotating desk fixing with oval shaped segments & large weighted base



STOCKED



Black
(BL)



Grey
(GR)



Opaque
(OP)

OFFICE ACCESSORIES

COAT & UMBRELLA STANDS

Keep the office free from clutter with a place to store coats, hats, bags and umbrellas with our versatile and stylish coat and umbrella stands. A good coat stand helps keep things organised for the whole office and keeps other essentials out of the way too, with plenty of hooks, at a range of heights and at different sizes, meaning there is a coat and umbrella stand for everyone and everything.



x12



x4



x8



x8



x8



x8

CODE	W	D	H	RRP
PMCLAS2	360	360	1840	£123

- Grey stand with wooden fittings and 12 coat hooks
- With umbrella stand and drip tray for up to 4 umbrellas

CODE	W	D	H	RRP
PMCLEON2	360	360	1780	£103

- Black stand with wooden fittings and 8 coat hooks
- With umbrella stand and drip tray for up to 8 umbrellas

CODE	W	D	H	RRP
PMSTAN3N2	360	360	1780	£82

- Black stand with black plastic fittings and 8 coat hooks
- With umbrella stand and drip tray for up to 8 umbrellas

Nylon 5 star base



CODE	DESCRIPTION	RRP
BAS01	5 star base	£55

- Strong and durable nylon 5 star base
- 635mm diameter suitable for majority of chairs

Chrome 5 star base



CODE	DESCRIPTION	RRP
BAS02	5 star base	£85

- Strong, scratch resistant chrome 5 star base
- 635mm diameter suitable for majority of chairs

Replacement gas stem



CODE	DESCRIPTION	RRP
GAS01	Gas stem	£47

- Black 9" gas stem which is simple to replace
- Class 3 certified in black

Glides



CODE	DESCRIPTION	RRP
GLD01	5 glides	£20

- Simple to replace and prevents chair from moving
- Ideal for educational environments

Soft castor



CODE	DESCRIPTION	RRP
CAS01	5 castors	£20

- Soft edge castors with 50mm diameter
- Ideal for use on hard flooring

Brake loaded castor



CODE	DESCRIPTION	RRP
CAS02	5 castors	£20

- Castor locks when weight is applied
- 50mm diameter



Black



Chrome

Power & Data



Accreditations



Manufactured
in the UK



BS EN63096:2008,
BS EN5733,
BE EN7671
(selected products)

Styles



Clip-on



Multi Surface



On Surface



Panel Mounted



In Surface

About

Today the world is fast-paced and ever-changing, and the modern office is now a home to some of the most advanced technology you'll see anywhere. Furniture and equipment that allows quick set-up and connections is a high priority so employees can take their electrical devices with them and pick up where they left off in another working area, reaping the benefits of a more connected, advanced working environment.



On-surface modules allow for easy power access when you're working

In-table modules integrate into the work surface together with connected cables

Panel mounting units so you can plug in wherever you work

Clip on desktop solutions to connect devices quickly and efficiently

Multi-surface power units can be installed above, underneath or within tables and seating

Modular Components

(Selected products)



UK FUSED SOCKET

The standard and instantly recognisable UK 3-pin plus socket compliant with the British Standard BS 1363



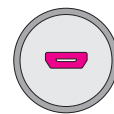
USB FAST CHARGE (A&C CONNECTORS)

USB-C port, for enhanced charging of phones and tablets, plus the original USB-A for charging legacy devices



RJ45 SOCKETS

RJ45 is a standardised physical network interface for connecting telecommunications or data. Twin terminals for attaching CAT6 cable



HDMI SOCKET

HDMI (high definition multimedia interface) is a socket and plug interface that is used to transmit both audio and video digital data

Chroma power modules offers power when you need it via its selection of smart charge and power socket ports which allows the user to connect various devices quickly and efficiently. The stylish Chroma power module is designed for use in office and educational establishments to clamp on to the back of tables and desks and is available in black and white with circular socket apertures.



Excellent clamping fixtures with top and bottom fix options available

A practical and stylish addition to clip on to any desktop

Black & white units with 30 and 60 degree positioning

Manufactured and tested in accordance with BS6396:2008

CODE	DESCRIPTION	W	D	H	MTO
CRM-1	2 x UK sockets, 1 x USB fast charge (A&C connectors)	279	94	62	£225
CRM-2	2 x UK sockets, 2 x RJ45 sockets	279	94	62	£123
CRM-3	2 x UK sockets, 1 x USB fast charge (A&C connectors), 2 x RJ45 sockets	333	94	62	£256

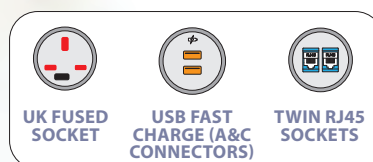
MADE TO ORDER

4 week lead time

Black (K)

White (WH)

The modern clean lines and colour options of the Hubble power module compliment the modern workstation and allow the user easy access to desktop power without having to rummage in cable trays under the desk or service boxes in the floor. The clip-on moulded front and rear decorative frames with circular socket apertures create a distinctive design perfectly matched to modern office furniture.



HBL-1-R



HBL-2-DB



HBL-3-K

Twin clamp brackets for better stability for table tops 5mm-35mm thick

Tough and elegant aluminium body with coloured fronts that is built to last

Fun and distinctive power modules available in multiple colour options

BS5733 and UL962A certified and CE marked as applicable

CODE	DESCRIPTION	W	D	H	MTO
HBL-1	1 x UK socket, 1 x USB fast charge (A&C connectors)	150	49	72	£638
HBL-2	1 x UK socket, 1 x USB fast charge (A&C connectors), 2 x RJ45 sockets	218	49	72	£828
HBL-3	2 x UK sockets, 1 x USB fast charge (A&C connectors)	218	49	72	£288



4 week lead time



Black (K)



Dark Blue (DB)



Light Green (LG)



Orange (O)



Red (R)



White (WH)



Yellow (Y)


HBL-3
only available in Black (K) and White (WH)



Phase is ideal for providing convenient but discreet power, data and USB fast charging in offices, hotels, restaurants, airports and many other locations. Available in black or white and compact, robust and unconstrained by convention, you will find Phase with its innovative concealed mounting bracket and through-back or through base cable entry options, simple to securely install on furniture.



PH-1-K



PH-2-WH

On-surface or under-surface fitting solutions with hidden fitting bracket

Two socket apertures can be configured with power, charging or data


High-strength and flame retardant polycarbonate main body and back mouldings

All units fitted with fuses to comply to BS6396 and CE marked

CODE	DESCRIPTION	W	D	H	RRP	MTO
PH-1	1 x UK socket, 1 x USB fast charge (A&C connectors)	115	63	67	£384	£384
PH-2	1 x UK socket, 2 x RJ45 sockets	115	63	67	N/A	£320



PH-1 only



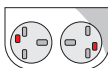
Black (K)



4 week lead time



Black (K)



White (WH)

Cluster is a unique power module designed to provide the user with a conveniently locatable power or USB charging socket for casual seating areas and other working zones. An individual module can be securely fixed using the special bracket with optional cable tidy, or alternatively up to 3 Cluster modules can be conveniently located in the 80mm grommet table top cradle ready for use.



Required cut out size

80mm



CLUS-1-WH

CLUS-2-R

Fixed or free standing mounting for handy power and data

Adds style and a splash of colour to the office environment

Under desk wire cradle and cable tidy supplied for single units or grommet hole for up to 3 units

Individual cluster units are BS6396 compliant and CE marked

CODE	DESCRIPTION	W	D	H	MTO
CLUS-1	1 x UK socket	66	150	66	£350
CLUS-2	1 x USB fast charge (A&C connectors)	66	150	66	£573



4 week lead time



Black (K)



Dark Blue (DB)



Light Green (LG)



Orange (O)



Red (R)



White (WH)



Yellow (Y)



The Pixel unit has been designed to meet demand for a small and aesthetically pleasing power and data unit to fit neatly into a wide range of furniture. Pixel discreetly presents power, data and AV connections in an ultra-compact form, meeting the growing need for easily accessible connectivity in informal areas, fitting flush into a standard 80mm cut out without the need for tools.



UK FUSED
SOCKET

USB FAST
CHARGE (A&C
CONNECTORS)

TWIN RJ45
SOCKETS

HDMI
SOCKET

Required cut out size

80mm



PX-1-WH



PX-2-Y



PX-3-DB

Ideally suited to breakout areas, smaller meeting rooms, and hotel rooms

The perfect choice for space saving installations and discreet power solutions

CAT6 RJ45 outlet with 2m flylead & HDMI 1.3 Hi-speed outlet with 1.8m flylead

Sweeping organic curves ensure protection against liquid ingress as required by BS6396

CODE	DESCRIPTION	W	D	H	RRP	MTO
PX-1	1 x UK socket, 1 x USB fast charge (A&C connectors)	90	90	16	£311	£311
PX-2	1 x UK socket, 1 x HDMI socket	90	90	16	N/A	£445
PX-3	1 x UK socket, 2 x RJ45 sockets	90	90	16	N/A	£288



PX-1 only



Black (K)



4 week lead time



Black (K)



Dark Blue (DB)



Light Green (LG)



Orange (O)



Red (R)

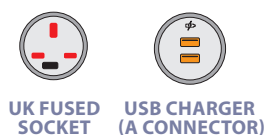



White (WH)



Yellow (Y)

The simple, circular design of the Ion power module is ideal for discreet panel mounting or for convenient power in café and dining table environments with no more crawling under tables to find power points. Ion fits in a 60mm grommet hole or it can also be used with the collar to fit a standard 80mm hole size, available in black and white to complement any interior design theme.



Required cut out size

60mm

80mm



Space saving power solution for café and dining tables

Power and connectivity conveniently placed right where you might need it

Ultra-compact to fit in 60mm or 80mm port holes or in table cutouts

BS5733 certified and conforms to CE European directives

CODE	DESCRIPTION	W	D	H	RRP
ION-1	1 x UK socket, 1 x USB Charger (type A)	100	100	2	£94




Black
(K)



White
(WH)

Perfectly suited to breakout areas, smaller meeting rooms and coffee tables in offices and public spaces, Pluto satisfies the growing need for easily accessible AC power sockets and USB charging in informal areas, with a unique combination of colour, style and function. Pluto can be securely clamped to a standard 80mm grommet hole screwed to any suitable surface.



Required cut out size

80mm



PL-1-K



PL-2-R



PL-3-WH

The perfect colour or pattern to match any interior design scheme

3 socket apertures with 360° socket access for ease of use

Ideal table top module for communal meeting or dining areas

Can also be screwed to any table top with an 80mm porthole or cut-out

CODE	DESCRIPTION	W	D	H	MTO
PL-1	2 x UK sockets, 1 x USB fast charge (A&C connectors)	140	140	73	£858
PL-2	1 x UK socket, 1 x USB fast charge (A&C connectors)	140	140	73	£445
PL-3	1 x UK socket, 1 x USB fast charge (A&C connectors), 2 x RJ45 sockets	140	140	73	£550



4 week lead time



Black (K)



Dark Blue (DB)



Light Green (LG)



Orange (O)



Red (R)



White (WH)



Yellow (Y)

Inca is a power module designed specifically for communal areas and meeting rooms. This stylish power and USB charging module is available in black, grey and white and has four faces to meet the power and data needs of any working environment. Inca has been designed to fit any table top, free-standing use or fitted in grommet hole, allowing users to personalise and simultaneously power devices.

UK FUSED
SOCKETUSB FAST
CHARGE (A&C
CONNECTORS)

Required cut out size

80mm



79-1-K



79-1-G



79-1-WH

4 usable faces offering a wide range of configurations for power and charging

Free-standing on desk module or a desk/table grommet fixing

Can also be used free-standing on table tops ideal for meetings

Flame retardant ABS plastic body independently certified to comply with BS 5733

CODE	DESCRIPTION	W	D	H	MTO
79-1	2 x UK sockets, 2 x USB fast charge (A&C connectors)	140	140	72	£500

4 week
lead timeBlack
(K)Grey
(G)White
(WH)



Proton has been designed to provide power or USB fast charging in its simplest form. Designed for panel mounting in furniture where it offers a discreet, Proton presents a single or double outlet module with UK socket and USB charging options in a stylish black frame. Proton is also supplied as a pre-wired unit with power cable to a national mains plug or Wieland connector.



Required cut out sizes

50mmPTN-1T-KG

50 x 103mmPTN-1TPTN-2S-KG



PTN-1T-KG-K



PTN-1T-K



PTN-2S-KG-K

Designed for panel mounting in soft seating or screens

To cater for the needs of any corporate or educational environment

Can be snapped into panels of 16mm or screw fixed into any suitable surface

Manufactured to enable compliance with BS6396/BS7671

CODE	DESCRIPTION	W	D	H	RRP	MTO
PTN-1T-KG	1 x USB fast charge (A&C connectors)	64	8	60	N/A	£288
PTN-1T	1 x UK socket, 1 x USB fast charge (A&C connectors)	117	8	60	£288	N/A
PTN-2S-KG	2 x UK sockets	117	8	60	N/A	£161



PTN-1T only



Black (K)




4 week lead time



Black (K)

Inca is a power module designed specifically for communal areas and meeting rooms. This stylish power and USB charging module is available in black, grey and white and has four faces to meet the power and data needs of any working environment. Inca has been designed to fit any table top, free-standing use or fitted in grommet hole, allowing users to personalise and simultaneously power devices.



Required cut out sizes

132 x 215mm

APD2PINF/1S-K
APD2PINF/1S/2D-K

132 x 272mm

APD2PINF/1S/1D/1T-K



APD2PINF/1S/2D-K



APD2PINF/1S-K



APD2PINF/1S/1D/1T-K

Aero flip power modules with distinctive low profile

Ideal for boardroom environment and large meeting areas

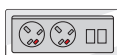
Sloping edge design ensures cables run flat and smoothly on exit

Flame retardant ABS plastic body independently certified to comply with BS 5733

CODE	DESCRIPTION	W	D	H	RRP	MTO
APD2PINF/1S	2 x UK sockets	255	150	13-63	N/A	£152
APD2PINF/1S/2D	2 x UK sockets, 2 x RJ45 sockets	255	150	13-63	N/A	£186
APD2PINF/1S/1D/1T	2 x UK sockets, 1 x RJ45 socket, 1 x USB fast charge (A&C connectors)	312	150	13-63	£310	N/A



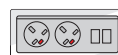
APD2PINF/1S/1D/1T
only



Grey/Silver
(K)



4 week
lead time



Grey/Silver
(K)



The ever versatile Eclipse in-desk power unit is particularly suitable for meeting and boardroom tables and other locations where space or uncluttered appearance is important. Designed to operate in the closed position with power and data cables plugged in, Eclipse smoothly rotates with light finger pressure to reveal the open position, which can be accessed easily from both sides.



UK FUSED
SOCKET

USB FAST
CHARGE (A&C
CONNECTORS)

TWIN RJ45
SOCKETS

HDMI
SOCKET

Required cut out sizes			
132 x 272mm	ENDD1 ENDD2	132 x 430mm	ENDD4



ENDD1-K



ENDD2-K



ENDD4-K

Designed to operate in the closed or open position

For fitting into a wide range of formal and informal office furniture

Total flexibility to meet the demands of any power and data requirement

Manufactured to enable compliance with BS6396

CODE	DESCRIPTION	W	D	H	MTO
ENDD1	2 x UK sockets, 1 x USB fast charge (A&C connectors)	300	150	3	£538
ENDD2	2 x UK sockets, 1 x USB fast charge (A&C connectors), 1 x RJ45 socket, 1 x HDMI socket	300	150	3	£935
ENDD4	4 x UK sockets	459	150	3	£509

MADE TO ORDER

4 week lead time

Black/Silver (K)

Tholus, with its eye-catching 'floating surface' design, is an elegant new approach for providing power and data connectivity to meeting tables. Despite a low visual profile requires only 50mm mounting depth, four supplied M8 screw clamps are then all that is needed to fix the power unit securely in place, and with the choice of 6 or 8 sockets, Tholus can be configured for where a wide range power options.

UK FUSED
SOCKETUSB FAST
CHARGE (A&C
CONNECTORS)TWIN RJ45
SOCKETSHDMI
SOCKET

Required cut out sizes

132 x 192mm

THL-1

132 x 272mm

THL-2



THL-1-S



THL-2-S

Aluminium extrusion
body with 3mm mild
steel end caps

Suitable for table tops 10mm-
30mm thick and secured by
the 4 screw clamps


CAT6 RJ45 outlet with 2m
fylead & HDMI 1.3 Hi-speed
outlet with 1.8m fylead

Certified and tested to
British standard
BS1363/5733

CODE	DESCRIPTION	W	D	H	MTO
THL-1	4 x UK sockets, 2 x USB fast charge (A&C connectors)	220	155	22	£1143
THL-2	4 x UK sockets, 2 x USB fast charge (A&C connectors), 1 x RJ45 socket, 1 x HDMI socket	300	155	22	£1587



4 week
lead time



Black/Brushed Steel
(S)

Power Bar



CODE	DESCRIPTION	RRP
PMK205-E	2 x UK sockets	£61

- UK sockets which incorporate fuses as standard
- BS6396 compliant and CE marked

Power Bar



CODE	DESCRIPTION	RRP
PMK405-E	4 x UK sockets	£69

- UK sockets which incorporate fuses as standard
- BS6396 compliant and CE marked

Power Bar



CODE	DESCRIPTION	MTD
DT1-K	2 x UK sockets, 1 x twin USB	£200

- UK sockets which incorporate fuses as standard
- BS6396 compliant and CE marked

Data Bar



CODE	DESCRIPTION	RRP	MTD
PMK-DH-2-3	2 x RJ45 sockets Cat5e	£125	N/A
PMK-DH-4-3	4 x RJ45 sockets Cat5e	N/A	£136

- Data modules come with 3m leads
- Can also be connected directly to under desk power modules

Mains Starter Lead



CODE	DESCRIPTION	RRP
ML3M-B	Mains lead	£53

- Mains lead with UK 3 pin plug
- Female 3 pole connector

Connector Leads



CODE	DESCRIPTION	RRP	MTD
DCL15M-B	1.5m	£44	N/A
CL3M-B	3m	N/A	£52

- Connector leads with 1.5m and 3m leads
- Male 3 pole connector to female 3 pole connector



Black

4 week
lead time

Black

Product	Type	Recommended for use with	Fitting details	Power cord	Separate mains lead required
Chroma	Clip-On Power Units	Desks	Clamp bracket (supplied)	Hardwired with 800mm lead to male GST Connector	✓
Hubble	Clip-On Power Units	Desks	Clamp bracket (supplied)	Hardwired with 800mm lead to male GST Connector	✓
Phase	Multi-Surface Power Units	Meeting Tables / Soft Seating	Clip-on mounting bracket (supplied)	Hardwired with 800mm lead to male GST Connector	✓
Cluster	Multi-Surface Power Units	Meeting Tables / Soft Seating	Cradle (supplied) or 80mm circular grommet hole	Hardwired with 800mm lead to male GST Connector	✓
Pixel	Multi-Surface Power Units	Meeting Tables	80mm circular grommet hole	Hardwired with 800mm lead to male GST Connector	✓
Ion	Multi-Surface Power Units	Cafe & Dining Tables / Desks	60 or 80mm circular grommet hole	Hardwired with 800mm lead to male GST Connector	✓
Pluto	On-Surface Power Units	Meeting Tables	80mm circular grommet hole	Hardwired with 800mm lead to male GST Connector	✓
Inca	On-Surface Power Units	Meeting Tables	80mm circular grommet hole	Supplied with a 1M mains lead to 3 pole connector	✓
Proton	Panel Mounted Power Unit	Soft Seating	50mm (PTN-1T-KG) & 103mm x 50mm (PTN-1T/2S) grommet holes	Hardwired with 800mm lead to male GST Connector	✓
Aero	In-Surface Power Units	Boardroom Tables	215mm x 132mm (1S), 215mm x 132mm (1S/2D), 272mm x 132mm (1S/1D/1T), rectangular cutouts	Hardwired with 800mm lead to male GST Connector	✓
Eclipse	In-Surface Power Units	Boardroom Tables	272mm x 132mm (ENDD1-2), 430mm x 132mm (ENDD4), rectangular cutouts	Hardwired with 3M 3 pin connector	✗
Tholus	In-Surface Power Units	Boardroom Tables	192mm x 132mm (THL-1), 272mm x 132mm (THL-2), rectangular cutouts	Hardwired with 800mm lead to male GST Connector	✓
Power Bars	Under-Surface Power Units	Desks	No fitting required	Integrated GST18-3 connectors	✓

Boardroom

Boardroom tables provide modern executives with the distinctive impression of quality, precision & strength that makes a bold, visual statement in any boardroom. Table tops are designed to incorporate power and data capabilities, embracing the latest technology so you can break away from the predictable, old fashioned conference rooms and create new dimensions in boardroom design.



Accreditations



Manufactured in
the UK



BS EN15372:2016
(selected products)

Options



Available
from stock



4 week
lead time



Electrical
accessories

Styles



Collection of tables shapes designed for each range



Elev8² Touch
page 180



Adapt
page 182



Fuze
page 184



Arrow Head
page 186



Trumpet base
page 188



Eternal
page 190

Wood Finishes

(Selected products)



Made-to-order

(Selected products)



Elev8² Touch

The Elev8² Touch height adjustable tables combine unique design with versatility to transform corporate spaces like boardrooms into flexible meeting places. The majority of boardroom meeting are sedentary environments, so you can vary your position from sitting to standing allowing for a variety of postures to be more physically active throughout the meeting.



Stocked Top Finishes



Beech (B)



Oak (O)



White (WH)

Made-to-order Top Finishes



Grey Oak (GO)



Walnut (W)

Why opt for a sit-stand solution?



Twin Motors



Touch button



3 part leg



650-1250



39db

Rectangular Boardroom Table



CODE	W	D	H	STOCKED	MTO
EVTBT18	1800	1000	650-1250	£1540	£1587

- Rectangular table 1800mm long with adjustability from 650mm-1250mm
- Powerful twin motors raise and lower the table top at a 39db noise level

Rectangular Boardroom Table



CODE	W	D	H	STOCKED	MTO
EVTBT20	2000	1000	650-1250	£1664	£1715

- Rectangular table 2000mm long with adjustability from 650mm-1250mm
- Powerful twin motors raise and lower the table top at a 39db noise level

Boat Shape Boardroom Table



CODE	W	D	H	STOCKED	MTO
EVTBT24R	2400	800-1300	650-1250	£1724	£1777

- Radial boardroom table with 25mm tops available in a choice of five wood finishes
- Powerful twin motors raise and lower the table top at a 39db noise level



Black (K)



Silver (S)



White (WH)



Beech (B)



Oak (O)



White (WH)



Grey Oak (GO)



Walnut (W)

Please add frame finish followed by table top colour when ordering eg. **EVTBT18** with Silver frame in White = **EVTBT18-S-WH**

Add-on Unit



CODE	W	D	H	STOCKED	MTO
EVTBT18-AB	1800	1000	650-1250	£1368	£1411

- Extend into a modular boardroom table system with single add-on unit and brackets
- The three base columns of the straight and add-on table stay perfectly synced

Add-on Unit



CODE	W	D	H	STOCKED	MTO
EVTBT20-AB	2000	1000	650-1250	£1490	£1536

- Extend into a modular boardroom table system with single add-on unit and brackets
- The three base columns of the straight and add-on table stay perfectly synced

Radial End Boardroom Table



CODE	W	D	H	STOCKED	MTO
EVTBT24	2400	1000	650-1250	£1724	£1777

- Radial end boardroom table with 25mm tops and impact resistant ABS edging
- Powerful twin motors with a max weight loading of 160kg

STOCKED

MADE-TO-ORDER

Adapt

Beautifully designed and aesthetically pleasing, the Adapt boardroom table comprises a sturdy steel subframe and table tops which take on a floating appearance. Table legs can be shared, making it an aesthetically pleasing, cost effective and practical conference collection with robust customisable options for meeting room and boardroom needs.



Stocked Top Finishes



Beech (B)



White (WH)

Made-to-order Top Finishes



Grey Oak (GO)



Oak (O)



Walnut (W)

Power Ready



ECLIPSE - ENDD1
RRP £538



AERO - APD2PINF/1S/1D/1T-K
RRP £310



THOLUS - THL-2
RRP £1587

Boardroom table tops with the suffix '-CO' are supplied with rectangular cutouts 272mm x 132mm routed into the tops in a central position on the Adapt range of boardroom tables, suitable for the above power modules. See pages **173-175** for more information.

Square Boardroom Tables



-CO with 272mm x 132mm cutout

CODE	W	D	H	STOCKED	MTO
EBT1212	1200	1200	725	£753	£792
EBT1616	1600	1600	725	£925	£950
EBT1616-CO	1600	1600	725	£925	£950



- Single square boardroom table with 25mm tops & impact resistant ABS edging
- Sturdy steel framework and bench tops which take on a floating appearance

Add-on Units



-CO with 272mm x 132mm cutout

CODE	W	D	H	STOCKED	MTO
EBT1212-AB	1200	1200	725	£496	£508
EBT1616-AB	1600	1600	725	£648	£665
EBT1616-AB-CO	1600	1600	725	£648	£665




- Single straight add-on table with 25mm tops & impact resistant ABS edging
- Recessed leg is positioned in the centre of the tables and can be extended

Rectangular Boardroom Tables



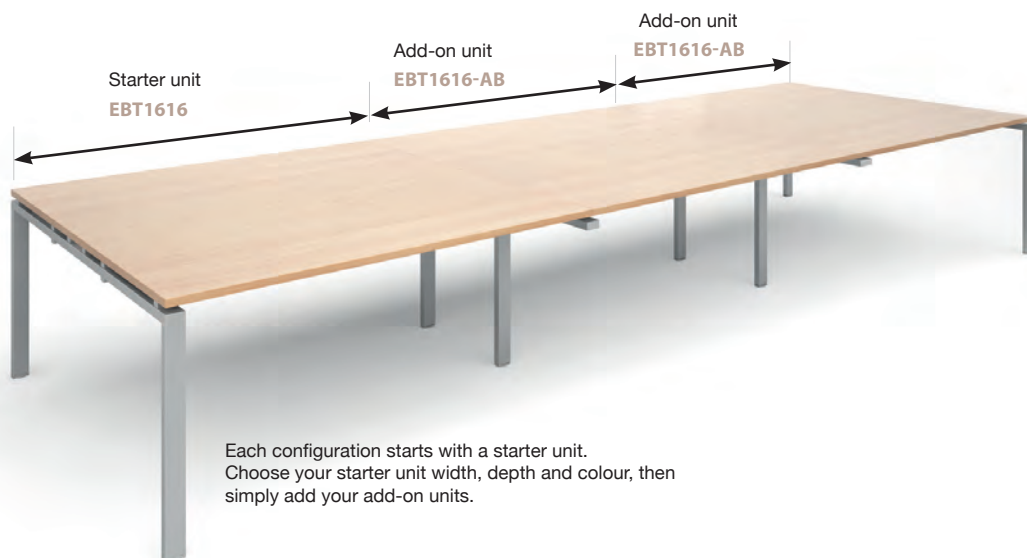
-CO with 272mm x 132mm cutout

CODE	W	D	H	STOCKED	MTO
EBT2412	2400	1200	725	£1170	£1282
EBT3216	3200	1600	725	£1479	£1613
EBT3216-CO	3200	1600	725	£1479	£1613



- Rectangular boardroom table with 25mm tops & impact resistant ABS edging
- Extended sturdy steel framework and bench tops which take on a floating appearance

How-to-guide



Each configuration starts with a starter unit. Choose your starter unit width, depth and colour, then simply add your add-on units.

Starter plus Add-on units



Starter leg moves to the end



Fully assembled units



Black (K)



Silver (S)



White (WH)



Beech (B)



White (WH)



Grey Oak (GO)



Oak (O)



Walnut (W)

STOCKED

MADE-TO-ORDER

Please add frame finish followed by table top colour when ordering eg. EBT1616 with Silver frame in Beech = EBT1616-S-B

Fuze

Fuze exemplifies elegance, providing a sophisticated boardroom table design which is the perfect answer for a less corporate modern office. The simple, flexible design naturally assimilates to the task or application at hand and the solid oak legs are built to last. Fuze's clean, functional lines and co-ordinated table top finish options offer everything you need to be inspired and productive.



Stocked Top Finishes



White (WH)

Made-to-order Top Finishes



Grey Oak (GO)



Oak (O)



White/Oak Edge (WO)

Power Ready



ECLIPSE - ENDD1
RRP £538



AERO - APD2PINF/1S/1D/1T-K
RRP £310



THOLUS - THL-2
RRP £1587

Boardroom table tops with the suffix '-CO' are supplied with rectangular cutouts 272mm x 132mm routed into the tops in a central position on the Fuze range of boardroom tables, suitable for the above power modules. See pages **173-175** for more information.

Square Boardroom Tables



-CO with 272mm x 132mm cutout

CODE	W	D	H	STOCKED	MTO
FZBT1616	1600	1600	725	£1028	£1060
FZBT1616-CO	1600	1600	725	£1028	£1060

- Single square boardroom table with 25mm tops and steel framework
- Solid oak leg frame provides a modern, stylish twist on boardroom tables

Add-on Units



-CO with 272mm x 132mm cutout

CODE	W	D	H	STOCKED	MTO
FZBT1616-AB	1600	1600	725	£643	£664
FZBT1616-AB-CO	1600	1600	725	£643	£664

- Single straight add-on unit square table with 25mm tops & solid oak leg frame
- Recessed leg is positioned in the centre of the tables and can be extended

Rectangular Boardroom Tables

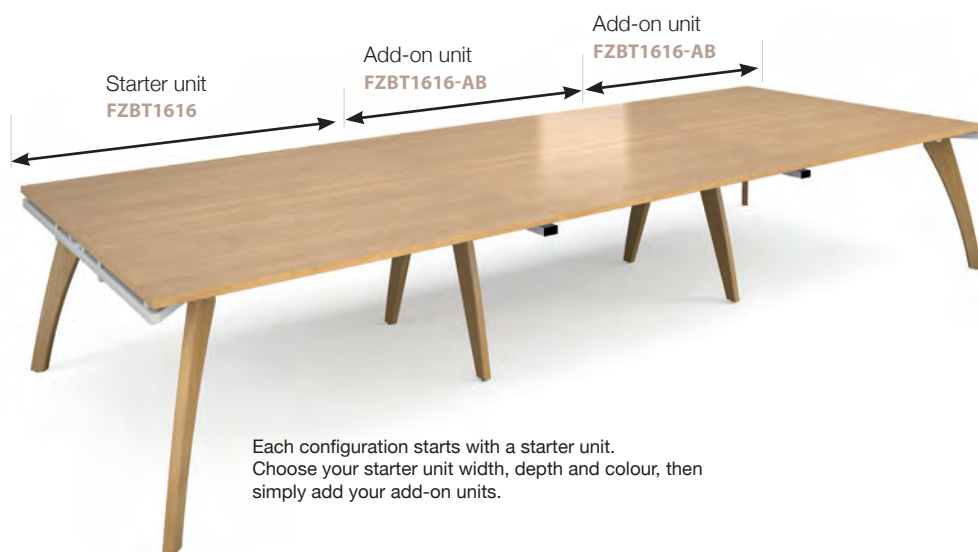


-CO with 272mm x 132mm cutout

CODE	W	D	H	STOCKED	MTO
FZBT3216	3200	1600	725	£1669	£1721
FZBT3216-CO	3200	1600	725	£1669	£1721

- Rectangular boardroom table with 25mm tops and steel framework
- Solid oak leg frame provides a modern, stylish twist on boardroom tables

How-to-guide



Each configuration starts with a starter unit. Choose your starter unit width, depth and colour, then simply add your add-on units.

Starter plus Add-on units



Starter leg moves to the end



Fully assembled units



STOCKED



White (WH)



Grey Oak (GO)

MADE-TO-ORDER



Oak (O)



White/Oak (WO)

Please add frame finish followed by table top colour when ordering eg. **FZBT1616** with White frame in Oak = **FZBT1616-WH-O**

Arrow Head

Simply designed to ensure core functionality, Arrow Head offers versatile tables in a variety of shapes and finishes to suit any boardroom or meeting setting. The Arrow Head leg design offers rigidity and strength with its clean cut lines and balanced proportions. Single tables can be used individually for meetings, or several tables can be grouped together to achieve various room layouts.



Stocked Top Finishes



Beech (B)



White (WH)

Made-to-order Top Finishes



Grey Oak (GO)



Oak (O)



Walnut (W)

Power Ready



ECLIPSE - ENDD1
RRP £538



AERO - APD2PINF/1S/1D/1T-K
RRP £310



THOLUS - THL-2
RRP £1587

Boardroom table tops with the suffix '-CO' are supplied with rectangular cutouts 272mm x 132mm routed into the tops in a central position on the Arrow Head range of boardroom tables, suitable for the above power modules. See pages **173-175** for more information.

Rectangular Boardroom Tables



-CO with 272mm x 132mm cutout

CODE	W	D	H	STOCKED	MTO
EB18	1800	1000	725	£539	£556
EB20	2000	1000	725	£576	£595
EB18-CO	1800	1000	725	£539	£556
EB20-CO	2000	1000	725	£576	£595



- Rectangular boardroom table with 25mm tops & impact resistant ABS edging
- Additional modular extensions enable a variety of configurations

Radial End Boardroom Table



-CO with 272mm x 132mm cutout

CODE	W	D	H	STOCKED	MTO
EB24	2400	1000	725	£740	£762
EB24-CO	2400	1000	725	£740	£762



- Radial end boardroom table with 25mm tops & impact resistant ABS edging
- Curved table top with arrow head panel legs and adjustable foot levellers

Radial Extension Table



CODE	W	D	H	STOCKED	MTO
EB10D	1000	1000	725	£309	£318



- Circular boardroom extension table with 25mm tops & ABS edging
- To be used together with the rectangular boardroom table and square extensions

STOCKED



Beech (B)



White (WH)



Grey Oak (GO)



Oak (O)



Walnut (W)

Please add table top colour when ordering eg. EB18 in Grey Oak = EB18GO

MADE-TO-ORDER

Square Extension Table



CODE	W	D	H	STOCKED	MTO
EB10	1000	1000	725	£277	£318



- Square boardroom extension table with 25mm tops & ABS edging
- To be used together with the rectangular boardroom table and radial extensions

Circular Meeting Table



CODE	W	D	H	STOCKED	MTO
RT12	1200	1200	725	£310	£318



- Circular meeting table with 25mm tops & impact resistant ABS edging
- Free standing table with cruciform legs

Trumpet Base

Our trumpet base tables are a modern solution for any boardroom featuring a robust, weighted circular base available in silver, white or chrome that offers the ultimate in strength and durability. Curved and straight table tops are available in a choice of five colour finishes to present your company in the best possible way, whether the need calls for impromptu meetings or creative collaboration.



Stocked Top Finishes



Beech (B)



White (WH)

Made-to-order Top Finishes



Grey Oak (GO)



Oak (O)



Walnut (W)

Power Ready



ECLIPSE - ENDD1
RRP £538



AERO - APD2PINF/1S/1D/1T-K
RRP £310



THOLUS - THL-2
RRP £1587

Boardroom table tops with the suffix '-CO' are supplied with rectangular cutouts 272mm x 132mm cutouts routed into the tops in a central position on the Trumpet Base range of boardroom tables, suitable for the above power modules. See pages **173-175** for more information.

Rectangular Boardroom Tables



-CO with 272mm x 132mm cutout

CODE	W	D	H	STOCKED	MTO
TB18	1800	1000	725	£734	£754
TB20	2000	1000	725	£770	£792
TB18-CO	1800	1000	725	£734	£754
TB20-CO	2000	1000	725	£770	£792



- Rectangular tables 1000mm with 25mm tops & impact resistant ABS edging
- Additional modular extensions enable a variety of configurations

Radial End Boardroom Table



-CO with 272mm x 132mm cutout

CODE	W	D	H	STOCKED	MTO
TB24	2400	1000	725	£998	£1030
TB24-CO	2400	1000	725	£998	£1030



- Radial end table 1000mm with 25mm tops & impact resistant ABS edging
- Curved table top with steel trumpet base weighted for stability

Circular Boardroom Table



CODE	W	D	H	STOCKED	MTO
TB10C	1000	1000	725	£492	£509



- Circular tables with 25mm tops & impact resistant ABS edging
- Free standing table 1000mm with 680mm diameter, weighted trumpet base

Circular Boardroom Table



CODE	W	D	H	STOCKED	MTO
TB12C	1200	1200	725	£542	£556



- Circular tables with 25mm tops & impact resistant ABS edging
- Free standing table 1200mm with 680mm diameter, weighted trumpet base

Radial Extension Table



CODE	W	D	H	STOCKED	MTO
TB10D	1000	1000	725	£414	£426



- Radial end extension table with 25mm tops & impact resistant ABS edging
- To be used together with the rectangular boardroom table and square extensions

Square Extension Table



CODE	W	D	H	STOCKED	MTO
TB10	1000	1000	725	£381	£392



- Square extension table 1000mm with 25mm tops & impact resistant ABS edging
- Can be used as a stand alone table or as a table extension

STOCKED

MADE-TO-ORDER



Chrome (C)



Silver (S)



White (WH)



Beech (B)



White (WH)



Grey Oak (GO)



Oak (O)



Walnut (W)

Please add frame finish followed by table top colour when ordering eg. TB10 with Silver frame in Oak = TB10-S-O

Eternal

Eternal is a sophisticated boardroom table collection with robust customisable options for all your meeting room needs. Many sizes, shapes, and details let you tailor the look for formal or casual settings, with stylish flat circular bases and cylindrical columns, tops available in five finishes, and integrated power options which makes Eternal a practical choice for supporting technology.



Stocked Top Finishes



Beech (B)



White (WH)

Made-to-order Top Finishes



Grey Oak (GO)



Oak (O)



Walnut (W)


Power Ready



ECLIPSE - ENDD1
RRP £538



AERO - APD2PINF/1S/1D/1T-K
RRP £310



THOLUS - THL-2
RRP £1587



PIXEL - PX-1
RRP £311



PLUTO - PL-2
RRP £445



INCA - 79-1
RRP £500

Boardroom table tops with the suffix '-CO' are supplied with either a rectangular 272mm x 132mm cutout or 80mm diameter cutout routed into the tops in a central position on the Eternal range of boardroom tables, suitable for the above power modules. See pages **173-175** for more information.

Rectangular Boardroom Tables



-CO with 272mm x 132mm cutout

CODE	W	D	H	STOCKED	MTO
ETN18	1800	1000	725	£729	£754
ETN20	2000	1000	725	£770	£792
ETN18-CO	1800	1000	725	£729	£754
ETN20-CO	2000	1000	725	£770	£792



- Rectangular tables 1000mm with 25mm tops & impact resistant ABS edging
- Additional modular extensions enable a variety of configurations

Radial End Boardroom Tables



-CO with 272mm x 132mm cutout

CODE	W	D	H	STOCKED	MTO
ETN24	2400	1000	725	£998	£1030
ETN24-CO	2400	1000	725	£998	£1030



- Radial end table 1000mm with 25mm tops & impact resistant ABS edging
- Curved table top with steel trumpet base weighted for stability

Circular Boardroom Tables



-CO with 80mm diameter cutout

CODE	W	D	H	STOCKED	MTO
ETN10C	1000	1000	725	£492	£509
ETN10C-CO	1000	1000	725	£593	£609




- Circular tables with 25mm tops & impact resistant ABS edging
- Free standing table 1000mm with flat circular 600mm diameter base



-CO with 80mm diameter cutout

CODE	W	D	H	STOCKED	MTO
ETN12C	1200	1200	725	£542	£556
ETN12C-CO	1200	1200	725	£642	£662



- Circular tables with 25mm tops & impact resistant ABS edging
- Free standing table 1200mm with flat circular 600mm diameter base

Radial Extension Table



CODE	W	D	H	STOCKED	MTO
ETN10D	1000	1000	725	£411	£426

- Radial end extension table with 25mm tops & impact resistant ABS edging
- To be used together with the rectangular boardroom table and square extensions

Square Extension Tables



-CO with 80mm diameter cutout

CODE	W	D	H	STOCKED	MTO
ETN10	1000	1000	725	£381	£404
ETN10-CO	1000	1000	725	£482	£499



- Square extension table 1000mm with 25mm tops & ABS edging
- Can be used as a stand alone table or as a table extension

STOCKED

MADE-TO-ORDER



Black (K)



Brushed Steel (BS)



Beech (B)



White (WH)



Grey Oak (GO)



Oak (O)



Walnut (W)

Please add frame finish followed by table top colour when ordering eg. ETN18 with Black frame in Grey Oak = ETN18-K-GO

Meeting Room

Meeting room tables offer the ability to quickly and easily configure a room to meet the demands of any user group, with a selection of leg styles and frames that can be folded quickly and easily to store away when not in use. From private workspaces to collaborative gathering points, the clean, functional lines and vast mix of configuration options offer everything needed for employees to be inspired and productive.



Accreditations



Manufactured in
the UK



BS EN 15372:2016
(selected products)

Options



Available
from stock

Styles

RECTANGULAR

SQUARE

CIRCULAR

SEMI
CIRCULAR

RADIAL

Collection of tables shapes designed for each range



Deluxe Fliptop
page 194



Fliptop
page 196



Straight Folding Leg
page 198



Curved Folding Leg
page 200



Radial Leg
page 202



Flexi 25
page 204

Wood Finishes



Beech
(B)



Oak
(O)



White
(WH)

Deluxe Fliptop

Our deluxe fliptop tables allow you to create dynamic spaces for people to easily meet and collaborate. The full tilting underframe and user friendly, pivoted release mechanism ensures a smooth, controlled flipping action, with heavy duty castors that lock securely into place when tables are in use, and allow for easy manoeuvrability when the fliptop tables are nested together for convenient storage.



Stocked Top Finishes



Beech (B)



Oak (O)



White (WH)

Frame Finishes



Black (K)



Silver (S)



White (WH)

Rectangular Deluxe Fliptop Tables



CODE	W	D	H	RRP
DFLP12	1200	800	725	£685
DFLP14	1400	800	725	£697
DFLP16	1600	800	725	£738



- Rectangular tables 800mm deep with a folding table top for easy storage
- Fliptop to manoeuvre between tight spaces and nest together

Semi-Circular Deluxe Fliptop Table



CODE	W	D	H	RRP
DFLPS	1600	800	725	£771



- Semi-circular tables 800mm deep with a tilting frame for easy storage
- Modular tables for multiple configurations with lockable castors

Nesting Deluxe Fliptop Tables



Black (K)



Silver (S)



White (WH)



Beech (B)



Oak (O)



White (WH)

Please add frame finish followed by table top colour when ordering eg. **DFLP16** with Black frame in Oak = **DFLP16-K-O**

Fliptop

Fliptop tables are an excellent choice for conference, office, meeting and training facilities with the ability to quickly and easily configure a room. Incorporating a simple, thumb wheel release mechanism, the fliptop table frames provide a reliable, cost-effective and space saving solution within all workplace environments. Then you can simply fold down and roll away until needed again.



Stocked Top Finishes



Beech (B)



Oak (O)



White (WH)

Frame Finishes



Silver (S)

Rectangular Fliptop Tables



CODE	W	D	H	RRP
FLP12	1200	800	725	£398
FLP14	1400	800	725	£412
FLP16	1600	800	725	£438



- Rectangular tables 800mm deep with a folding table top for easy storage
- Fliptop to manoeuvre between tight spaces and nest together

Semi-Circular Fliptop Table



CODE	W	D	H	RRP
FLPS	1600	800	725	£453



- Semi-circular tables 800mm deep with a tilting frame for easy storage
- Modular tables for multiple configurations with lockable castors

Fliptop Tilting Underframe



Silver (S)



Beech (B)



Oak (O)



White (WH)

Please add frame finish followed by table top colour when ordering eg. **FLP16** with Silver frame in White = **FLP16-S-WH**

Straight Leg

Straight folding leg tables combine simplistic good looks with versatility and are ideal for use in meeting rooms, conference suites and exhibitions. A click button mechanism on the underside of the table means the folding frame, available in different finish options, can be folded neatly within the footprint of the table top, offering easy manoeuvrability and convenient storage.



Stocked Top Finishes



Beech (B)



Oak (O)



White (WH)

Frame Finishes



Black (K)



Chrome (C)



Silver (S)



White (WH)

Rectangular Folding Leg Tables



CODE	W	D	H	RRP
SFL1200	1200	800	725	£406
SFL1400	1400	800	725	£419
SFL1600	1600	800	725	£436
SFL1800	1800	800	725	£490



- Rectangular tables 800mm deep with folding tubular legs
- Folding frame for easy handling and storage when not in use

Semi-Circular Folding Leg Table



CODE	W	D	H	RRP
SFL1600S	1600	800	725	£489



- Semi-circular tables 800mm deep with folding tubular straight frame
- Modular tables for multiple configurations with steel frame and legs

Straight Folding Legs Storage



750mm



Black (K)



Chrome (C)



Silver (S)



White (WH)



Beech (B)



Oak (O)



White (WH)

Please add frame finish followed by table top colour when ordering eg. **SFL1600** with Black frame in White = **SFL1600-K-WH**

Curved Leg

Curved folding leg tables combine stylish good looks with versatility and are ideal for use in meeting rooms, conference suites and exhibitions. When folded, the tables stack together neatly for easy storage. The frame design also offers sufficient leg room for users when sat around the tables, and can be used stand-alone or together with the trapezoidal and semi-circular tables to create your layout.



Stocked Top Finishes



Beech (B)



Oak (O)



White (WH)

Frame Finishes



Black (K)



Chrome (C)



Silver (S)



White (WH)

Rectangular Folding Leg Tables



CODE	W	D	H	RRP
CFL1200	1200	800	725	£406
CFL1400	1400	800	725	£419
CFL1600	1600	800	725	£436
CFL1800	1800	800	725	£490



- Rectangular tables 800mm deep with folding tubular curved frame
- Folding frame for easy handling and storage when not in use

Semi-Circular Folding Leg Table



CODE	W	D	H	RRP
CFL1600S	1600	800	725	£489



- Semi-circular tables 800mm deep with folding tubular curved frame
- Modular tables for multiple configurations with steel frame and legs

Curved Folding Leg Mechanism



Black (K)



Chrome (C)



Silver (S)



White (WH)



Beech (B)



Oak (O)



White (WH)

Please add frame finish followed by table top colour when ordering eg. **CFL1600** with White frame in Oak = **CFL1600-WH-O**

Radial Leg

Radial leg tables are defined by clean lines and a simple leg design which provide a place to gather, an area to create, or a spot to focus. Simplistic yet robust, the round tubular screw in legs, available in chrome, silver, black and white, complement the 25mm table tops to suit any intended space, with a variety of configurations to meet the demands of any user group.



Stocked Top Finishes



Beech (B)



Oak (O)



White (WH)

Leg Finishes



Black (K)



Chrome (C)



Silver (S)



White (WH)

Square Radial Leg Tables



CODE	W	D	H	RRP
DRL800	800	800	725	£286



- Square table 800mm deep with radial legs
- Deluxe radial legs which screw into the table tops to suit any meeting space

Rectangular Radial Leg Tables



CODE	W	D	H	RRP
DRL1200	1200	800	725	£295
DRL1400	1400	800	725	£314
DRL1600	1600	800	725	£334
DRL1800	1800	800	725	£388

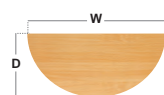


- Rectangular tables 800mm deep with radial legs
- Deluxe radial legs which screw into the table tops to suit any meeting space

Semi-Circular Radial Leg Table



CODE	W	D	H	RRP
DRL1600S	1600	800	725	£388



- Semi-circular tables 800mm deep with radial screw-in legs
- Modular tables for multiple configurations with 60mm diameter legs

Circular Radial Leg Table



CODE	W	D	H	RRP
DRL1000C	1000	1000	725	£365
DRL1200C	1000	1000	725	£390



- Circular meeting tables with radial screw-in legs
- Can also be used as a cafe/dining table

Radial End Boardroom Table



CODE	W	D	H	RRP
DRL2400	2400	1000	725	£465



- Curved table top for boardrooms with six radial screw-in legs
- Radial end table with 25mm tops & impact resistant ABS edging



Black (K)



Chrome (C)



Silver (S)



White (WH)



Beech (B)



Oak (O)



White (WH)

Please add leg finish followed by table top colour when ordering eg. **DRL1600** with Black legs in Beech = **DRL1600-K-B**

Flexi 25

Our flexible meeting table solutions are suitable for a wide range of applications to cater for all of your office needs. Offering complete mobility and functionality, our Flexi tables are solid, reliable and built to last. Available in a wide range of sizes, 25mm table top finishes and with a choice of silver or graphite powder coated steel frames, Flexi tables can be used in multiple combinations for all styles of meetings.



Stocked Top Finishes



Beech (B)



Oak (O)



White (WH)

Frame Finishes



Graphite (G)



Silver (S)

Silver Leg Square Flexi-Tables



CODE	W	D	H	RRP
FLT800-S	800	800	725	£160



- Square tables 800mm deep supplied flat packed
- Spiral stacking option for easy, convenient storage

Silver Leg Rectangular Flexi-Tables



CODE	W	D	H	RRP
FLT1200-S	1200	800	725	£170
FLT1400-S	1400	800	725	£185
FLT1600-S	1600	800	725	£200
FLT1800-S	1800	800	725	£215



- Rectangular tables 800mm deep supplied flat packed
- Spiral stacking option for easy, convenient storage

Graphite Leg Square Flexi-Tables



CODE	W	D	H	RRP
FLT800-G	800	800	725	£160



- Square tables 800mm deep supplied flat packed
- Spiral stacking option for easy, convenient storage

Graphite Leg Rectangular Flexi-Tables



CODE	W	D	H	RRP
FLT1200-G	1200	800	725	£170
FLT1400-G	1400	800	725	£185
FLT1600-G	1600	800	725	£200
FLT1800-G	1800	800	725	£215



- Rectangular tables 800mm deep supplied flat packed
- Spiral stacking option for easy, convenient storage

Spiral Stacking



Graphite (G)



Silver (S)



Beech (B)



Oak (O)



White (WH)

Please add frame finish followed by table top colour when ordering eg. **FLXS16** with Silver frame in Oak = **FLXS16O**

The table linking mechanism allows you to easily connect and disconnect multiple meeting tables in no time flat, ensuring a tight, stable and level conference table combination to complement any meeting space. The low profile design of the linking mechanism quickly and easily locks into place and can be used with fliptop, folding leg and radial leg tables of all shapes and sizes.



Easy to fit table top linking mechanism with a quick release mechanism

Use when creating table configurations to ensure the table tops are level

Can be used with fliptop, folding leg and radial leg tables

Linking device for use with meeting table configurations

CODE	COLOUR	RRP
TVLOCK	Black	£38

Catering to modern day office needs, the Moby mobile multi-media unit has all you can ask for in good looks as well as practicality. Moby makes it easy to collaborate and share information in presentations, brainstorming, or classroom settings. Sturdy, strong and easy to move around, it can be used with a TV up to 52", with power module and removable side panels for access to power and hiding unsightly wires.



Optimise the time spent in meetings or presentations in the modern office

TV bracket offers the ideal mounting space for screens up to 52" (TV not included)

Power module, TV bracket and shelf for a multi-functional flexible unit

Supplied with internal power module with 2 x UK plug and HDMI socket

CODE	DESCRIPTION	W	D	H	MTO
MBY808-WHO-BK	Unit with shelf, power module and tv bracket	800	500	1800	£1361



6 week
lead time

Cafe & Dining

Dining tables bring people together, inspiring conversation and collaboration. Whether it's to grab a bite to eat or engage in lively conversation, the range of dining tables are perfect for cafes, lounges, canteens - anywhere people gather. The extremely versatile and very adaptable tables offer users a comfortable dining position for eating or alternatively for some time away from your desk working.



Accreditations



Designed &
manufactured

Options



Available
from stock



5 week
lead time

Styles

RECTANGULAR

SQUARE

CIRCULAR

Collection of tables shapes designed for each range



Monza
page 210



Brescia
page 214



Eros
page 216



Pisa
page 218



Genoa
page 220



Roma
page 222



Coffee
page 224



Laptop
page 225

Stocked Wood Finishes



Barcelona Walnut
(BW)



Beech
(B)



Grey Oak
(GO)



Kendal Oak
(KO)



Oak
(O)



White
(WH)



Electrical
accessories

Monza

Classic, contemporary and refined are the words most often used to describe the Monza range. Tables are available in coffee and poseur table formats as well as standard height meeting or dining tables. With its slim profile base and tubular column, Monza has a timeless design that never goes out of style, and the choice of circular, square or rectangular tops allows for customisation of design and function.



Finishes

Barcelona Walnut (**BW**)Beech (**B**)Grey Oak (**GO**)Kendal Oak (**KO**)Oak (**O**)White (**WH**)MADE TO
ORDER4 week
lead time

Base Finishes

Black (**K**)Brushed Steel (**BS**)White (**WH**)

Circular Coffee Table with Flat Round Base



CODE	W	D	H	STOCKED	MTD
MCC800	800	800	490	£334	£600

- Circular coffee table with 25mm table top
- Single column with flat round base



Circular Dining Table with Flat Round Base



CODE	W	D	H	STOCKED	MTD
MDC800	800	800	725	£334	£700

- Circular dining table with 25mm table top
- Single column with flat round base



Circular Poseur Table with Flat Round Base



CODE	W	D	H	STOCKED	MTD
MPC800	800	800	1110	£398	£800

- Circular poseur table with 25mm table top
- Single column with flat round base



Straight Coffee Tables with Flat Round Base



CODE	W	D	H	STOCKED	MTD
MCS800	800	800	490	£334	£700
MCR1200	1200	800	490	£585	£900
MCR1400	1400	800	490	£612	£1000
MCR1600	1600	800	490	£638	£1100
MCR1800	1800	800	490	£664	£1200

- Straight coffee table with 25mm table top
- Single or double column with flat round base



Straight Dining Tables with Flat Round Base



CODE	W	D	H	STOCKED	MTD
MDS800	800	800	725	£381	£800
MDR1200	1200	800	725	£612	£1000
MDR1400	1400	800	725	£638	£1100
MDR1600	1600	800	725	£664	£1200
MDR1800	1800	800	725	£689	£1300

- Straight dining table with 25mm table top
- Single or double column with flat round base



Straight Poseur Tables with Flat Round Base



CODE	W	D	H	STOCKED	MTD
MPS800	800	800	1110	£500	£900
MPR1200	1200	800	1110	£689	£1100
MPR1400	1400	800	1110	£717	£1200
MPR1600	1600	800	1110	£744	£1300
MPR1800	1800	800	1110	£769	£1400

- Straight poseur table with 25mm table top
- Single or double column with flat round base



STOCKED

MADE-TO-ORDER



Please add base finish followed by table top colour when ordering eg. **MDR1600** with Black base in Kendal Oak = **MDR1600-K-KO**



Power Ready

Furniture and equipment that allows quick set-up and connections is a high priority so people can pick up where they left off in another working area. Table tops with circular cutouts are designed to incorporate power and data capabilities to transform office canteens and dining spaces, where employees can take their laptops, tablets and phones with them for a more connected, advanced working environment.



Stocked MFC Top Finishes



Beech (B)



White (WH)

Made-to-Order Top Finishes



4 week
lead time

Base Finishes



Brushed Steel (BS)

Circular Coffee Table 800mm with Flat Round Base



CODE	W	D	H	STOCKED	MTO
MCC800-CO	800	800	480	£433	£700

- Circular 800mm coffee table with 80mm central cutout for power modules
- Single column with flat round base

Circular Dining Table 800mm with Flat Round Base



CODE	W	D	H	STOCKED	MTO
MDC800-CO	800	800	725	£433	£800

- Circular 800mm dining table with 80mm central cutout for power modules
- Single column with flat round base

Circular Poseur Table 800mm with Flat Round Base



CODE	W	D	H	STOCKED	MTO
MPC800-CO	800	800	1110	£511	£900

- Circular 800mm poseur table with 80mm central cutout for power modules
- Single column with flat round base

Power Modules

Café & Dining table tops with the suffix '-CO' are supplied with circular cutouts 80mm routed into the tops in a central position on the Monza ranges of coffee tables, dining height tables and high poseur tables.

An 80mm circular cutout is the ideal size for the cost-effective Ion power modules. The power module can then be dropped into position, with cables hard-wired into them which feed down through the hollow table column and under the base to the floor.



ION - ION-1-K
RRP £94



ION - ION-1-WH
RRP £94

STOCKED



Brushed Steel (BS)



Beech (B)



White (WH)

MADE-TO-ORDER



Laminate

Please add base finish followed by table top colour when ordering eg. MCC800-CO with Brushed Steel base in White = MCC800-CO-BS-WH

Brescia


The Brescia collection of tables features simple, contemporary lines and its expansive product offering supports virtually any workplace environment. Brescia tables are offered in a variety of sizes, shapes and heights. Supporting the 25mm table tops, available in 5 finishes, is a matching central column and slim square base which wouldn't look out of place in any modern workplace.



Finishes



Base Finishes



Circular Coffee Table with Flat Square Base



CODE	W	D	H	STOCKED	MTO
BCC800	800	800	490	£320	£600

- Circular coffee table with 25mm table top
- Single column with flat square base



Circular Dining Table with Flat Square Base



CODE	W	D	H	STOCKED	MTO
BDC800	800	800	725	£320	£700

- Circular dining table with 25mm table top
- Single column with flat square base



Circular Poseur Table with Flat Square Base



CODE	W	D	H	STOCKED	MTO
BPC800	800	800	1110	£384	£800

- Circular poseur table with 25mm table top
- Single column with flat square base



Straight Coffee Tables with Flat Square Bases



CODE	W	D	H	STOCKED	MTO
BCS800	800	800	490	£320	£700
BCR1200	1200	800	490	£560	£900
BCR1400	1400	800	490	£586	£1000
BCR1600	1600	800	490	£612	£1100
BCR1800	1800	800	490	£638	£1200

- Straight coffee table with 25mm table top
- Single or double column with flat square base



Straight Dining Tables with Flat Square Bases



CODE	W	D	H	STOCKED	MTO
BDS800	800	800	725	£364	£800
BDR1200	1200	800	725	£586	£1000
BDR1400	1400	800	725	£612	£1100
BDR1600	1600	800	725	£638	£1200
BDR1800	1800	800	725	£663	£1300

- Straight dining table with 25mm table top
- Single or double column with flat square base



Straight Poseur Tables with Flat Square Bases



CODE	W	D	H	STOCKED	MTO
BPS800	800	800	1110	£479	£900
BPR1200	1200	800	1110	£663	£1100
BPR1400	1400	800	1110	£687	£1200
BPR1600	1600	800	1110	£713	£1300
BPR1800	1800	800	1110	£738	£1400

- Straight poseur table with 25mm table top
- Single or double column with flat square base



STOCKED

MADE-TO-ORDER



Laminate

Please add base finish followed by table top colour when ordering eg. **BDR1600** with Brushed Steel base in White = **BDR1600-BS-WH**

Eros

Eros tables have the right proportions, flawless surfaces and a solid foundation, featuring a sturdy, rectangular base and twin uprights available in black, brushed steel and white that offer the ultimate in strength and stability. Eros has a simple yet stylish design which can be used as a dining table or as a meeting table in any traditional or modern breakout space or dining area.



Finishes

Barcelona Walnut (**BW**)Beech (**B**)Grey Oak (**GO**)Kendal Oak (**KO**)Oak (**O**)White (**WH**)4 week
lead time

Base Finishes

Black (**K**)Brushed Steel (**BS**)White (**WH**)

Rectangular Coffee Table with Flat Rectangular Base



CODE	W	D	H	STOCKED	MTO
ECR1200	1200	800	490	£560	£900
ECR1400	1400	800	490	£586	£1000
ECR1600	1600	800	490	£612	£1100

- Rectangular coffee table with two square columns and flat rectangular base
- Ideal for use with soft seating in an informal waiting area

Rectangular Dining Table with Flat Rectangular Base



CODE	W	D	H	STOCKED	MTO
EDR1200	1200	800	725	£586	£1000
EDR1400	1400	800	725	£612	£1100
EDR1600	1600	800	725	£638	£1200

- Rectangular dining table with two square columns and flat rectangular base
- Suitable for use as a dining or meeting table

Rectangular Poseur Table with Flat Rectangular Base



CODE	W	D	H	STOCKED	MTO
EPR1200	1200	800	1100	£663	£1100
EPR1400	1400	800	1100	£687	£1200
EPR1600	1600	800	1100	£713	£1300

- Rectangular poseur table with two square columns and flat rectangular base
- High table ideal for use in canteen environments



Black (K) Brushed Steel (BS) White (WH)



Barcelona Walnut (BW) Beech (B) Grey Oak (GO) Kendal Oak (KO) Oak (O) White (WH)

STOCKED

MADE-TO-ORDER



Laminate

Please add base finish followed by table top colour when ordering eg. EDR1270-K-C with Black base in White = EDR1270-K-WH

Pisa

The Pisa tables range has been designed to bring people together, inspiring conversation and collaboration. Designed to complement virtually any décor, the polished chrome circular base and column supports a 25mm table top available in a variety of sizes and finishes, as well as dining, poseur and coffee table heights, making it perfect for canteens, cafes, lounges, receptions - anywhere people gather.



Stocked Top Finishes



Beech (B)



Oak (O)



White (WH)

Base Finish



Chrome

Circular Coffee Table with Round Base



CODE	W	D	H	RRP
PCC800	800	800	490	£338



- Circular coffee table with 25mm table top
- Single chrome column with radial base

Circular Dining Table with Round Base



CODE	W	D	H	RRP
PDC800	800	800	725	£334



- Circular dining table with 25mm table top
- Single chrome column with radial base

Circular Poseur Table with Round Base



CODE	W	D	H	RRP
PPC800	800	800	1110	£408



- Circular poseur table with 25mm table top
- Single chrome column with radial base

Straight Coffee Tables with Round Bases



CODE	W	D	H	RRP
PCS800	800	800	490	£341
PCR1200	1200	800	490	£532
PCR1400	1400	800	490	£532
PCR1600	1600	800	490	£595
PCR1800	1800	800	490	£595



- Straight coffee table with 25mm table top
- Double upright columns with radial base (800 only one column)

Straight Dining Tables with Round Bases



CODE	W	D	H	RRP
PDS800	800	800	725	£381
PDR1200	1200	800	725	£530
PDR1400	1400	800	725	£565
PDR1600	1600	800	725	£581
PDR1800	1800	800	725	£597



- Straight dining table with 25mm table top
- Double upright columns with radial base (800 only one column)

Straight Poseur Tables with Round Bases



CODE	W	D	H	RRP
PPS800	800	800	1110	£500
PPR1200	1200	800	1110	£689
PPR1400	1400	800	1110	£717
PPR1600	1600	800	1110	£744
PPR1800	1800	800	1110	£769



- Straight poseur table with 25mm table top
- Double upright columns with radial base (800 only one column)



Chrome



Beech (B)



Oak (O)



White (WH)

Please add base finish followed by table top colour when ordering eg. **PDR1600** with Chrome base in Beech = **PDR1600-B**

Genoa

Genoa dining tables have the right proportions, flawless surfaces and a solid foundation, featuring a trumpet base available in silver, white or chrome that offers the ultimate in strength and stability. Curved and straight table tops are available in a choice of five colour finishes, with a simple yet stylish design which can be used as a dining table or as a meeting table in any traditional or modern breakout dining area.



Stocked Top Finishes



Beech (B)



Oak (O)



White (WH)

Base Finishes



Chrome (C)



Silver (S)



White (WH)

Circular Dining Tables with Trumpet Base



CODE	W	D	H	RRP
GDC800	800	800	725	£334
GDC1000	1000	1000	725	£492
GDC1200	1200	1200	725	£542



- Circular dining tables with 25mm table tops
- Steel trumpet base available in chrome, silver and white

Square Dining Table with Trumpet Base



CODE	W	D	H	RRP
GDS800	800	800	725	£381



- Square dining table with 25mm table top
- Single upright with trumpet base available in chrome, silver and white

Rectangular Dining Tables with Trumpet Bases



CODE	W	D	H	RRP
GDR1200	1200	800	725	£612
GDR1400	1400	800	725	£638
GDR1600	1600	800	725	£664
GDR1800	1800	800	725	£689



- Rectangular dining table with 25mm table tops
- Steel trumpet base 500mm diameter available in chrome, silver and white



Chrome (C)



Silver (S)



White (WH)



Beech (B)



Oak (O)



White (WH)

Please add base finish followed by table top colour when ordering eg. **GDS800** with Silver base in Beech = **GDS800-S-B**

Roma

Comprising of an incredibly sturdy and reliable aluminium table base, Roma dining tables are just as suitable for the office canteen as the cafeteria. A stable four leg base in chrome enables seating to tuck in effortlessly and the base of the table has adjustable feet that allow you to prevent any wobbling on uneven floors. It is also versatile in its simplicity, making it suitable for many different applications.



Stocked Top Finishes



Beech (B)



Oak (O)



White (WH)

Base Finish



Chrome

Circular Dining Table with 4 Leg Base



CODE	W	D	H	RRP
RDC800	800	800	725	£326

- Circular dining table with 25mm table top
- Single chrome upright with 4 leg base and foot levellers



Square Dining Table with 4 Leg Base



CODE	W	D	H	RRP
RDS800	800	800	725	£326

- Square 800mm dining table with 25mm table top
- Single chrome upright with 4 leg base and foot levellers



Chrome



Beech (B)



Oak (O)



White (WH)

Please add table top colour when ordering eg. **RDS800** in Oak = **RDS800-O**

Figaro Coffee Table



CODE	W	D	H	STOCKED	MTO
FIGT-06	600	600	450	£300	£400

- Coffee table with complementary spiral base to give a black swinger effect
- Ideal in a reception or waiting area with matching Figaro chairs

Encore² Square Coffee Table

CODE	DESCRIPTION	W	D	H	STOCKED	MTO
ENC-TAB01-MF	Metal frame	600	600	400	£175	£300
ENC-TAB01-WF	Wooden frame	600	600	400	£450	£650

- Square coffee table with 25mm table top and straight edge
- Black metal frame or oak wooden frame to match Vencore seating

Nera Corner Coffee Table



CODE	W	D	H	STOCKED	MTO
NERA-Q-TABLE	700	700	240	£300	£348

- 700mm half semi-circle, corner unit coffee table with black frame
- Ideal for use with Nera modular soft seating in waiting areas

Otis Coffee Table



CODE	W	D	H	STOCKED	MTO
OTIS01-CT	600	600	420	£252	£300

- Polished chrome finish four-leg design with floor protectors
- Base which matches the Otis and Shout lounge chairs

Encore² Rectangular Coffee Table

CODE	DESCRIPTION	W	D	H	STOCKED	MTO
ENC-TAB02-MF	Metal frame	1000	600	400	£200	£350
ENC-TAB02-WF	Wooden frame	1000	600	400	£500	£700

- Large rectangular coffee table available with black metal or oak wooden frame
- Ideal for use with Vencore modular soft seating in breakout areas

Nera Straight Coffee Table



CODE	W	D	H	STOCKED	MTO
NERA-S-TABLE	700	700	240	£300	£348

- 700mm square coffee table with black frame to match Nera seating
- Versatile and easy to configure to suit all work spaces

FIGARO, OTIS, Vencore & NERA TOP FINISHES



Kendal Oak (KO)



White (WH)



Made to Order

Please add base finish followed by table top colour when ordering eg. **OTIS01-CT** in White = **OTIS01-CT-WH**


Saxon Coffee Table



CODE	W	D	H	MTO
ENB500-C	500	500	460	£522

- 500mm circular coffee table with straight edge tops
- Solid oak leg frames with 25mm MDF table top

Alto Coffee Table



CODE	W	D	H	STOCKED	Band A	Band B	Band C
ALT50008	620	620	275	£170	£196	£223	£239

- Fully upholstered modular reception table
- Compliments the Alto modular reception seating

Buddy Shield Laptop Table



CODE	DESCRIPTION	W	D	H	STOCKED	MTO
BUDDY-1-K	Black frame	460	500	680	£400	£500
BUDDY-1-WH	White frame	460	500	680	£400	£500

- Provides support with a weighted stable base and elegant column
- Available with black or white frame with 25mm shield shape table top

SAXON TOP FINISHES

YEALM TOP FINISH



Made to Order



Beech



Elapse Grey (EG) Maturity Blue (MB) 6 week lead time



Made to Order



CODE	DESCRIPTION	W	D	H	STOCKED	MTO
BUDDY-2-K	Black frame	300	500	675	£325	£450
BUDDY-2-WH	White frame	300	500	675	£325	£450

- Ideal for use with soft seating to work away from desk
- Flexible and highly functional frame available in black or white

BUDDY TOP FINISHES



Kendal Oak (KO) White (WH) Made to Order

Please add frame finish followed by table top colour when ordering eg. BUDDY-1 with Black frame in White = BUDDY1-K-WH

Worktables

Inclusive office design is about accommodating choice, flexibility and practicality – a work environment that benefits everyone. Worktables are a modern office trend based on a multi-purpose table system that can be customised for a variety of uses and environments. Worktables offer companies one way to reconfigure their workspaces with a focus on collaborative spaces while offering unassigned individual workstations.



Accreditations



Designed &
manufactured

Options



Available
from stock



4-5 week
lead time

Styles

RECTANGULAR

SQUARE

Collection of tables shapes designed for each range



Saxon
page 228



Crew
page 232



Enable
page 236



Otto
page 238



Slab
page 240

Wood Finishes



Barecelona
Walnut
(BW)



Grey Oak
(GO)



Onyx Grey
(OG)



White
(WH)

Power



Electrical
accessories



Saxon

Saxon worktables transition the workplace from one that's fixed and formal to a space that suits a variety of preferences and working habits. Dining and poseur height tables are a creative, practical solution for any meeting area or breakout space, but components can be added and combined in limitless ways to create flexible, fluid work areas where people gather, connected to their technology and each other.



Stocked MFC Top Finishes



Kendal Oak (O)



Onyx Grey (OG)



White (WH)

Made-to-Order Laminate Top Finishes



5 week
lead time

Worktable Options - Low & High Toolbar



Square Dining Table



CODE	W	D	H	STOCKED	MTO
SDS800	800	800	750	£550	£882

- Sleek, curved wooden legs with a sturdy white metal underframe
- Multi-functional tables ideal for use with wooden frame chairs and stools

Square Poseur Table



CODE	W	D	H	STOCKED	MTO
SPS800	800	800	1075	£950	£1323

- Sleek, curved wooden legs with a sturdy white metal underframe
- Poseur height tables with foot ring for added stability

Low Stool



CODE	W	D	H	Band A	Band B	Band C	Band D	Band E
ENB-LS	380	380	475	£464	£488	£511	£534	£557

- Single low stool with circular seat to complement the bench seating
- Solid wood base and fully upholstered curved seat

Rectangular Dining Table



CODE	W	D	H	STOCKED	MTO
SDR1880	1800	800	750	£650	£1323

- Sleek, curved wooden legs with a sturdy white metal underframe
- Multi-functional tables ideal for use with wooden frame chairs and stools

Rectangular Poseur Table



CODE	W	D	H	STOCKED	MTO
SPR1880	1800	800	1075	£1000	£1544

- Sleek, curved wooden legs with a sturdy white metal underframe
- Poseur height tables with foot ring for added stability

Low Bench



CODE	W	D	H	Band A	Band B	Band C	Band D	Band E
ENBU-12	1200	380	475	£638	£661	£684	£708	£731

- Ideal for use with the Saxon or Enable table ranges
- Solid wood base and fully upholstered curved seat



Kendal Oak (KO)



Onyx Grey (OG)



White (WH)



Laminate MTO

Please add table top colour when ordering eg. SDS1000 in White = SDS1000-WH


Low Tool Bar



CODE	W	D	H	STOCKED	MTO
SWT1820-B1	1800	1200	750	£2750	£3250

- Workstation with 200mm tool bar and Aero power module
- Coordinate the look with worktable accessories to suit any office space

Acoustic Rear Screen Panel



CODE	W	D	H	MTO
SWT-SPR	650	18	300	£200

- Screen panel designed to fit in tool bar for increased privacy
- Available in orange or silver/grey acoustic felt material

Planter Box



CODE	DESCRIPTION	W	D	H	STOCKED	MTO
SWT-PL	Without plants	320	180	180	£250	N/A
SWT-PLP	With plants	320	180	180	N/A	£400

- Single planter box complete with plastic liner to sit on tool bar
- Available as empty planter box or complete with artificial plants



Kendal Oak (KO)



Onyx Grey (OG)



White (WH)



Laminate MTO



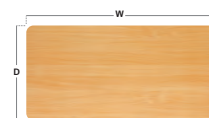
Orange (O)



Silver Grey (SG)

Please add table top colour when ordering eg. SWT1820-B1 in Kendal Oak = SWT1820-B1-KO

High Tool Bar



CODE	W	D	H	STOCKED	MTO
SWT1820-B2	1000	800	750	£3000	£3500

- Workstation with 800mm high tool bar and Aero power module
- Tool bar accessories available for the modern trend of collaborative working

Adjustable Hanging Screen



CODE	W	D	H	Band A	Band B	Band C	Band D
SWT-SHP	600	25	500-900	£130	£150	£170	£190

- Complete with leather straps to fit over the high tool bar
- Fully adjustable hanging fabric screens to provide different levels of privacy

Cable Tidy with Leg Clips



CODE	W	D	H	Band A	Band B	Band C	Band D
SWT-CM	50	30	750	£90	£100	£125	£135

- Fabric cable tidy with zip to keep cables concealed
- Designed to fit on Saxon wooden leg to prevent trip hazards on the floor



Kendal Oak (KO)



Onyx Grey (OG)



White (WH)



Laminate MTO



Hanging screen



Cable tidy

Please add table top colour when ordering eg. SWT1820-B2 in Kendal Oak = SWT1820-B2-KO

Crew


With its simplicity of form, combined with modern connectivity points, Crew tables provide a more modern, intelligent approach to table solutions in meeting rooms and breakout zones. Available in a number of sizes, shapes and wood finishes, the Crew table and bench combination provides the perfect answer for a less corporate modern office and promotes a more social aspect to the working day.



Stocked Laminate Top Finishes



Black (K)



White (WH)

(Worktables only)

Made-to-Order Laminate Top Finishes



5 week
lead time


Worktable Options - Power Bar



Dining/Meeting Tables



CODE	W	D	H	MTD
CT16	1600	800	755	£1622
CT20L	2000	1000	755	£2000




- Impact resistant chamfer edge with clear lacquer to match frame
- Solid oak leg frames with complementary bench seating

Poseur/Meeting Tables



CODE	W	D	H	MTD
CTP-16	1600	800	1050	£1853
CTP-20L	2000	1000	1050	£2250



- Tops are manufactured from MDF with stylish chamfered edges
- Great for collaboration, work or break times

Upholstered Low Bench



CODE	W	D	H	Band A	Band B	Band C	Band D
CBU-14	1400	400	480	£888	£997	£1032	£1078
CBU-18	1800	400	480	£939	£1055	£1089	£1136

- Solid wooden base and fully upholstered seat with buttons
- Great for collaboration, work or break times

Laminate **MTD**

Low bench

Power Ready Large Meeting Table with Power Bar



CODE	W	D	H	MTD
CT20L-WS1-O	2000	1000	805	£4000

- Full length power bar in oak with 2 x UK sockets and 2 x USB (A&C) chargers
- Coordinate the look with worktable accessories to suit any office space



Power Ready Poseur Meeting Table with Power Bar




CODE	W	D	H	MTD
CTP-20L-WS1-O	2000	1000	1100	£5000

- Full length power bar in oak with 2 x UK sockets and 2 x USB (A&C) chargers
- Coordinate the look with worktable accessories to suit any office space



Acoustic Rear Screen Panel



CODE	W	D	H	MTD
SWT-SPR	650	18	300	£200

- Screen panel designed to fit in power bar for increased privacy
- Available in orange or silver/grey acoustic felt material

Planter Box



CODE	DESCRIPTION	W	D	H	STOCKED	MTD
SWT-PL	Without plants	320	180	180	£250	N/A
SWT-PLP	With plants	320	180	180	N/A	£400

- Single planter box to sit on tool bar featuring an area for planting or standing pots
- Can be supplied with or without artificial plants



Black (K)



White (WH)



Laminate MTD



Orange (O)



Silver Grey (SG)

Please add frame finish followed by table top colour when ordering eg. CT20L-WS1-O with Oak frame in Black = CT20L-WS1-O-K

CREW

GATHER DINE & WORK



“Chamfered edge to match leg frames”

Enable

Enable table and benches are part of a bold and contemporary collection of furniture designed to make a real impact. Presenting a multitude layout options, the range of tables, stools will enable you to create a dynamic, collaborative area for the modern trend of agile working, providing an inspirational and welcoming work area which is fully customisable with power and data, lighting, plant life and much more.



Stocked MFC Top Finishes



Kendal Oak (O)



Onyx Grey (OG)



White (WH)

Made-to-Order Laminate Top Finishes



5 week
lead time


Power Ready - Tops Made-to-Order



ECLIPSE - ENDD1
RRP £538



AERO - APD2PINF/1S/1D/1T-K
RRP £310



THOLUS - THL-2
RRP £1587

Boardroom table tops with the suffix '-CO' are supplied with rectangular cutouts 272mm x 132mm routed into the tops in a central position on the Enable range of worktables, suitable for the above power modules. See pages **173-175** for more information.

Single Worktable



-CO with 272mm x 132mm cutout




CODE	W	D	H	STOCKED	MTD
ENT16-16	1600	1600	745	£1000	£1564
ENT16-16-CO	1600	1600	745	N/A	£1737

- Promote creativity in the workplace with a table system that inspires
- Solid oak leg frames with complementary benches and stools

Double Worktable




-CO with 272mm x 132mm cutout




CODE	W	D	H	STOCKED	MTD
ENT32-16	3200	1600	745	£1600	£2607
ENT32-16-CO	3200	1600	745	N/A	£2838

- Promote creativity in the workplace with a table system that inspires
- Solid oak leg frames with complementary benches and stools

Triple Worktable



-CO with 272mm x 132mm cutout



CODE	W	D	H	STOCKED	MTD
ENT48-16	4800	1600	745	£2200	£3648
ENT48-16-CO	4800	1600	745	N/A	£3996

- Promote creativity in the workplace with a table system that inspires
- Solid oak leg frames with complementary benches and stools



Kendal Oak (KO)



Onyx Grey (OG)



White (WH)



Laminate MTD

Please add table top colour when ordering eg. ENT16-16 in Onyx Grey = ENT16-16-OG

Otto

The Otto table and bench system offers a clever meeting space solution for any office breakout space with its hard-wearing table top and classic leg design. The table and bench combination avoids a mismatched look and adds a consistent look and feel to any space, and if you wish to enhance the look of the bench by including a touch of colour, fabric seat pads can be added to make them more comfortable.



Stocked MFC Top Finishes



Barcelona Walnut (**BW**)



Kendal Oak (**O**)



White (**WH**)

Made-to-Order Laminate Top Finishes



5 week
lead time

Base Finishes



Black (**K**)



Silver (**S**)

Dining Tables



CODE	W	D	H	STOCKED	MTD
TAOT1200	1200	700	710	£500	£750
TAOT1800	1800	700	710	£550	£1000

- Robust steel sub-frame with choice of silver or black powder coating
- Great for collaboration, work or break times


Low Bench



CODE	W	D	H	STOCKED	MTD
LB1050	1050	350	425	£350	£500
LB1650	1650	350	425	£450	£600

- Robust steel sub-frame with choice of silver or black powder coating
- Great for collaboration, work or break times

Upholstered Low Bench



CODE	W	D	H	Band A	Band B	Band C	Band D
LBSP1050	1050	350	455	£400	£450	£500	£550
LBSP1650	1650	350	455	£500	£550	£600	£650

- Robust steel sub-frame with choice of silver or black powder coating
- Great for collaboration, work or break times

Poseur Tables



CODE	W	D	H	STOCKED	MTD
PTAOT1200	1200	700	1190	£600	£850
PTAOT1800	1800	700	1190	£650	£1200

- Robust steel sub-frame with choice of silver or black powder coating
- Great for collaboration, work or break times

High Bench



CODE	W	D	H	STOCKED	MTD
HB1050	1050	350	755	£400	£550
HB1650	1650	350	755	£500	£700

- Robust steel sub-frame with choice of silver or black powder coating
- Great for collaboration, work or break times

Upholstered High Bench



CODE	W	D	H	Band A	Band B	Band C	Band D
HBSP1050	1050	350	785	£500	£550	£600	£650
HBSP1650	1650	350	785	£600	£650	£700	£750

- Robust steel sub-frame with choice of silver or black powder coating
- Great for collaboration, work or break times



Black (K)



Silver (S)



Barcelona Walnut (BW)



Kendal Oak (KO)



White (WH)



Laminate MTD



Benches

Please add frame finish followed by table top colour when ordering eg. TAOT1800 with Silver frame in Kendal Oak = TAOT1800-S-KO

Slab

The Slab table and bench combination makes a real visual impact, with its stylish, chunky laminated top and leg panels that make it stand out in any breakout space or office canteen. The beauty of the Slab table and bench is all in the finish and colour. The table can be produced in a choice of laminate finishes and the bench seating is complemented with an upholstered seat pad in a wide range of fabrics.



Inner & Outer Laminate



Edge Detail



Configure your Slab bench

Slab benches can be finished with 3 different options to suit any breakout or dining space

Select up to 3 laminate finishes to create the perfect look



Mono

Outer, inner laminate and edge detail all one colour



Duo

Outer & inner laminate one colour, with different colour edge detail



Trio

Outer, inner laminate and edge detail all different colours

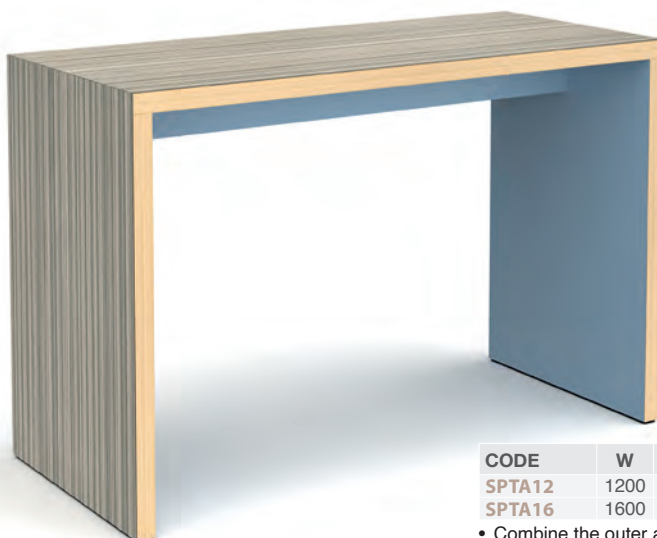
Dining Tables



CODE	W	D	H	MTO
STA12	1200	700	710	£1622
STA16	1600	700	710	£1853
STA20	2000	700	710	£2085
STA24	2400	700	710	£2316

- Combine the outer and inner laminate colours with a choice of edge details
- Lends itself perfectly to canteen, bar, meeting and breakout areas


Poseur Tables



CODE	W	D	H	MTO
SPTA12	1200	700	1050	£1564
SPTA16	1600	700	1050	£1680

- Combine the outer and inner laminate colours with a choice of edge details
- Lends itself perfectly to canteen, bar, meeting and breakout areas


Dining Bench



CODE	W	D	H	MTO
SB10	1000	350	460	£754
SB14	1400	350	460	£870
SB18	1800	350	460	£927
SB22	2200	350	460	£985

- Combine the outer and inner laminate colours with a choice of edge details
- Lends itself perfectly to canteen, bar, meeting and breakout areas

Upholstered Dining Bench



CODE	W	D	H	Band A	Band B	Band C	Band D
SBU10	1000	350	490	£811	£842	£870	£916
SBU14	1400	350	490	£957	£980	£1032	£1084
SBU18	1800	350	490	£1107	£1159	£1188	£1264
SBU22	2200	350	490	£1159	£1200	£1257	£1288

- Combine the outer and inner laminate colours with a choice of edge details
- Lends itself perfectly to canteen, bar, meeting and breakout areas



Laminate MTO



Low bench

Reception



Accreditations



Product
guarantee



Designed &
manufactured

Styles



Welcome



Denver

About

You only get one chance to make a good first impression with clients and visitors, so having a high quality front office reception desk is essential and will add a contemporary presence to any reception area. Ensure the first point of call for your workplace features modern furnishings and accessories with a reception desk that will reinvigorate your entrance area and reflect your business.



You only get one chance to make a good first impression with clients and visitors

A high quality reception desk is essential and will add a contemporary presence to the area

Ensure the first point of call for your workplace reflects your business positively

Welcome is a modern reception desk that will reinvigorate your entrance area

Denver is a modular reception unit with multiple configurations to suit all spaces

Welcome Wood Finishes



White/Beech
(B)



White
(WH)

Denver Wood Finishes



Beech
(B)



Beech/White
(BWH)

Reception Desk



CODE	W	D	H	RRP
WRD14	1462	890	1130	£678
WRD16	1662	890	1130	£740

- Reception unit 1130mm high with desktop and top counter
- White frame and choice of top colours create a clean reception desk solution

D-End Desk



CODE	W	D	H	RRP
WDET	1000	890	725	£216

- Universal left hand or right hand extension table with white steel support leg
- Choice of top colours to match the desk and create a connecting feature

LED Lighting



CODE	RRP
WLIGHT	£300

- Mains powered LED white lighting strip that can be retro fitted to desk
- Remote controlled lighting option to enhance signage and corporate colours



White/Beech (B)



White (WH)

Please add desk finish when ordering eg. **WRD16** in White/Beech = **WRD16-B**

WELCOME

A WELCOMING SPACE FOR VISITORS



“Complete with desktop and top counter”

Modular Straight Base Units



CODE	W	D	H	RRP
RU8D	800	800	742	£316
RU12D	1200	800	742	£390
RU16D	1600	800	742	£433

- High quality, beech front office reception desk base units
- Robust unit with 2mm ABS edging & cable access ports that align with hutch



45° Curved Base Unit



CODE	W	D	H	RRP
RUHC18D	1800	800	742	£586

- 45 degree curved reception desk 1800mm wide with a modesty panel
- Create an individual, stand-alone reception desk or a continuous configuration



90° Corner Base Unit



CODE	W	D	H	RRP
RUC8D	800	800	742	£395

- Corner base to create a curved desk shape and add interest to any reception area
- Robust unit with 2mm ABS edging & supplied fully built



Beech (B) Beech/White (BWH)

Please add unit colour when ordering eg. RU12D in Beech = RU12D-B

Modular Straight Top Unit



CODE	W	D	H	RRP
RU8H	800	350	430	£199
RU12H	1200	350	430	£210
RU16H	1600	350	430	£273

- Hutch units to be fitted above base units to create linear configurations
- Robust unit with 2mm ABS edging & cable access ports that align with desktop



• Inside view

45° Curved Top Unit



CODE	W	D	H	RRP
RUHC8H	915	350	430	£403

- 45 degree curved top unit 915mm wide to offer privacy and provide storage
- Curved top unit to be fitted above base unit to create a contoured desk shape



• Inside view

Modular Corner Top Unit



CODE	W	D	H	RRP
RUC8H	800	800	430	£278

- Curved hutch to be fitted above corner base unit to create curved configurations
- Robust unit with 2mm ABS edging & supplied fully built



• Inside view

Curved Glass Shelf



CODE	W	D	H	RRP
RU8GS-C	910	340	150	£218

- Combine base units and counter tops with glass shelves to create a bespoke unit
- Glass shelf can be added to provide a more executive look and feel

Straight Glass Shelf



CODE	W	D	H	RRP
RU8GS-S	790	340	150	£181

- Straight 790mm glass shelf to create a bespoke reception space
- Glass shelf can be added to provide a more executive look and feel



Beech (B)



Beech/White (BWH)

Please add unit colour when ordering eg. **RU12H** in Beech = **RU12H-B**

Denver Medium Straight Reception Unit



• Inside view

CONTAINS

- 1 x **RU8GS-S** - Straight glass shelf 790mm
- 1 x **RU8H** - Straight top unit 800mm
- 1 x **RU16D** - Straight base unit 1600mm

CODE	W	D	H	RRP
DVB01	1600	800	1172	£809

Modular Straight Top Unit



• Inside view

CONTAINS

- 1 x **RUHC8H** - 45° curved top unit 915mm
- 1 x **RU8GS-C** - Curved glass shelf 910mm
- 1 x **RUHC18D** - 45° curved base unit 1800mm

CODE	W	D	H	RRP
DVB02	1800	800	1172	£1203

Denver Extra Large U-Shaped Reception Unit



• Inside view

CONTAINS

- 2 x **RUC8H** - Corner top unit 800mm
- 2 x **RU12H** - Straight top unit 1200mm
- 2 x **RUC8D** - 90° corner base unit 800mm
- 2 x **RU12D** - Straight base unit 1200mm
- 1 x **RU16D** - Straight base unit 1600mm

CODE	W	D	H	RRP
DVB03	3200	2000	1172	£2968



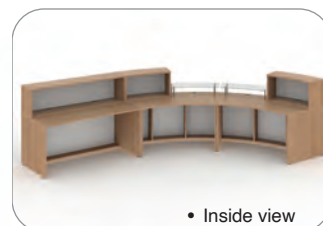
Beech (B)



Beech/White (BWH)

Please add unit colour when ordering eg. **DVB01** in Beech = **DVB01-B**

Modular Corner Top Unit




CONTAINS

- 2 x **RU8GS-C** - Curved glass shelf 790mm
 2 x **RUHC8H** - 45° curved top unit 800mm
 1 x **RU16H** - Straight top unit 1600mm
 1 x **RU16D** - Straight base unit 1600mm
 2 x **RUHC18D** - 45° curved base unit 1800mm

CODE	W	D	H	RRP
DVB04	3552	2352	1172	£3106

45° Curved Top Unit



CONTAINS

- 2 x **RUC8H** - Corner top unit 800mm
 2 x **RUC8D** - Corner base unit 800mm
 1 x **RUHC18D** - 45° curved base unit 1800mm

CODE	W	D	H	RRP
DVB05	2788	1224	1172	£1928

Denver Large Straight Reception Unit



CONTAINS

- 1 x **RU8GS-S** - Straight glass shelf 790mm
 2 x **RU12H** - Straight top unit 1200mm
 3 x **RU12D** - Straight base unit 1200mm

CODE	W	D	H	RRP
DVB06	3600	800	1172	£1763



Beech (B)



Beech/White (BWH)

Please add unit colour when ordering eg. **DVB04** in Beech/White = **DVB04-BWH**

Office chairs

The average office worker spends more than 75,000 minutes in a seated position every year, so selecting the right office chair is a very important decision. The ideal seating solution not only has a significant impact on the 'look' of the office due to our extensive choice of stocked and made to order fabric styles and colours, it also affects the comfort, productivity and long term well-being of each and every office-based employee.



Fabric options



Available
now



Fabric bands
A, B, C, D, E



Triple P Performance
page 256



Fabric Task
page 260



Mesh Back Task
page 272



Grandeur Heavy-Duty
page 286



Leather Executive
page 290



Cantilever Meeting
page 304



Multi-purpose
page 312



Seating Families
page 332

Are You Sitting Comfortably?

The application of ergonomics in your workplace will make the environment more comfortable for all employees, boosting productivity and reducing stress – something that serves both the employer and employees alike.

Selecting the right office chair does not have to be complicated. The key points to remember when choosing office chairs are, how long are the chairs are being used for and what activity will the user be doing while using the chair.



Seating Guarantees

Stocked

All seating products are guaranteed for a period related to the usage and the structural capability of the chair or soft seating. Regardless of usage, all seating products are guaranteed against manufacturing defects, except for upholstery, castors and mechanisms which are subject to usage related wear and tear. The suggested maximum weight loading and hourly usage should not be exceeded. The guarantee is effective from the day the chair leaves the factory and the supplier reserves the right not to apply the guarantee in cases of inappropriate use or when the chair has been tampered with by a third party or interventions by non-authorised personnel.



Made-to-Order

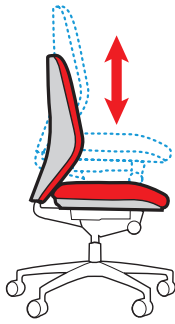
All products that show this symbol are made to your specification and to order. It is our policy that once these products have been ordered they cannot be cancelled.



Fabrics not listed or customer supplied fabrics need to be approved before acceptance of orders. A pattern charge may apply to some fabrics. We reserve the right to reject fabric that we believe to be unsuitable for the product. We are unable to guarantee any product meeting fire regulations or standards which is supplied by a customer.

SEE PAGE 447 FOR MADE-TO-ORDER FABRICS

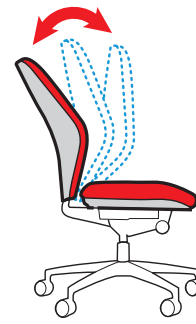
MECHANISMS

**Gas lift adjustment**

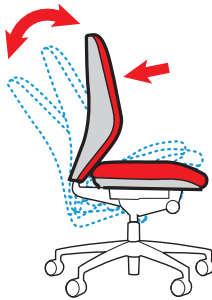
Raises and lowers the height of the seat to fit the user.

**Back height adjustment**

Allows the seat back to be higher and lowered to suit.

**Back rake adjustment**

Independent back tilt control. Lockable in multiple positions.

**Weight tension control**

Adjustable to the users weight for controlled smooth reclining action.

**Seat depth adjustment**

Seat slides forwards and backwards to match the users size.

TILTING

**Knee tilt adjustment**

Seat and back move backwards in tandem, lockable in various positions.

**Standard tilt lock**

Seat and back move backwards in tandem, lockable in upright position only.

**Locking tilt lock**

Seat and back move backwards in tandem, lockable in any position.

**Independent seat tilt**

Allows the seat to be independently tilted forwards and backwards.

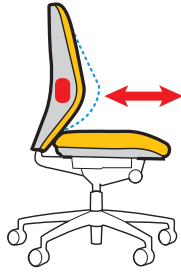
**Tilt rocker**

Allows the back to be independently tilted forwards and backwards.

**Synchro seat & back tilt**

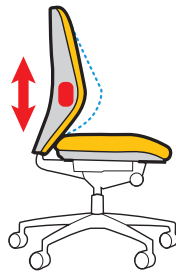
Seat and back move in a synchronised motion. Lockable in multiple positions.

BACK SUPPORT



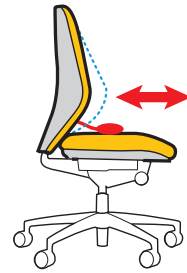
Lumbar support

Offers additional support to the lower back.



Adjustable lumbar support

Manual lumbar adjustment to support the back where needed.



Adjustable Lumbar pump

Adjust the back position easily with pump action to support the back.



Fixed loop arms

Loop arms fixed in position to provide support for the body.



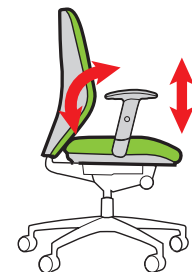
Height adjustable arms

Arms adjust in height. Lockable in multiple positions.



Pivot arms

Arms can be pivoted back and forth for clear access.



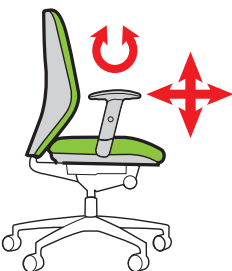
Adjustable folding arms

Arms adjust in height and can be folded back when not required.



Adjustable 3D arms

Arms adjust in height, front & back, and left & right positions.



Adjustable 4D arms

Arms adjust in height, front & back, and left & right positions in addition to moving in and out to suit.



Writing tablet

Arm comes complete with a writing tablet which can be adjusted for writing or reading or put down.

ARM OPTIONS

Triple P performance chairs

For any office worker that spends a significant part of their day at their desk, comfort is essential. Ergonomics is all about enhancing your performance through good design whilst also keeping you safe and healthy, and the new TripleP range of performance chairs have been designed to best support the human body, focusing on posture, comfort, and support. TripleP – performance, posture, professional.



Fabric options



Available
now





Shelby Black
page 258



Shelby Grey
page 258



Elise
page 259




Sway
page 259



Shelby Black

Inspired by the bridge pose of yoga, the Shelby Bifma certified ergonomic chair ingeniously embraces a 3D dynamic dual-back to relieve the pressure felt by your lumbar region, and help you maintain the right sitting posture for long hours, preventing back-related issues.

Width **685**
Depth **700**
Height **940-1030** (Headrest **1100-1190**)
Seat width **510**
Seat depth **520**
Seat height **410-500**
Back width **490**
Back height **600** (Headrest **800**)



Black fabric seat with black mesh back

Code	Description	Arms	RRP
SHL300K2-K	No headrest	3D Adjustable	£550
SHL301K2-K	With headrest	3D Adjustable	£600



Gas lift adjustment



Seat depth adjustment



Synchro seat & back tilt



Adjustable lumbar support



Shelby Grey

Shelby is at the forefront of the healthy workplace campaign and makes activity a part of your working routine. The backrest features polymer mesh fabric to provide aeration for the back and can comfortably accommodate people of different body shapes allowing each user to personalise their lumbar comfort.

Width **685**
Depth **700**
Height **940-1030** (Headrest **1100-1190**)
Seat width **510**
Seat depth **520**
Seat height **410-500**
Back width **490**
Back height **600** (Headrest **800**)



Grey fabric seat with grey mesh back

Code	Description	Arms	RRP
SHL300K2-G	No headrest	3D Adjustable	£550
SHL301K2-G	With headrest	3D Adjustable	£600



Gas lift adjustment



Seat depth adjustment



Synchro seat & back tilt



Adjustable lumbar support




3
Years

Elise

Remarkable for style, comfort, and support, the Elise performance task chair has a breathable, supple all-mesh seat and back to promotes a more comfortable and productive work day, with a built-in lumbar mechanism offers enhanced comfort and a integrated headrest for constant support.

Width **680**
Depth **700**
Height **1140-1280**
Seat width **505**
Seat depth **420-480**
Seat height **460-550**
Back width **515**
Back height **1100-1150**



Black air mesh seat
with black mesh back

Code
ELS300K2-K

Arm type
3D adjustable arms

RRP
£750



Back height
adjustment



Gas lift
adjustment



Weight tension
control



Seat depth
adjustment



Synchro seat
& back tilt




Adjustable
lumbar
support

3
Years

Sway

The Sway operator chair provides harmony between form and function. Sway is all about encouraging movement, with a unique dynamic mechanism that allows for side-to-side movement, which helps users with twisting into unnatural positions to grab something just out of reach.

Width **690**
Depth **600**
Height **1045-1125**
Seat width **500**
Seat depth **500**
Seat height **460-540**
Back width **435**
Back height **675**



Black fabric seat with
black mesh back

Code
SWY300K2-G

Description
3D adjustable arms

RRP
£462



Lateral back movement



Gas lift
adjustment



Synchro seat
& back tilt

Fabric operator chairs

These days it is not uncommon for people to sit for 8 or 9 hours a day at their desks without regular breaks so it is imperative that office workers have a chair that is comfortable and offers great functionality. Fabric task chairs offer more warmth than other materials and also come in the widest range of colour options which can be useful if you are trying to keep colours consistent throughout the office.



Fabric options



Available
now



Black
K/BLK



Blue
B/BLU



Burgundy
BU



Charcoal
C



Grey
G



Red
R

(Selected products)



Senza ergo
page 262



Jota ergo
page 262



Senza
page 263



Jota
page 263



Cornwall
page 264



Sofia
page 264



Martinez
page 265



Lucca
page 265



Tuscan
page 266



Tempo
page 266



Cavalier
page 267



Vantage 200
page 268



Vantage 100
page 268



Bilbao lumbar
page 269



Bilbao
page 269



Senza ergo

The Senza Ergo seating has been designed to function for heavy duty 24 hour usage in any task or office setting. With its extra high back and adjustable arms, Senza Ergo offers multiple enhanced ergonomic features based on how employees sit and move over the course of a day.

BS 5459-2000+A2:2008

Width **670**
Depth **500**
Height **1050-1180**
Seat width **520**
Seat depth **500**
Seat height **470-600**
Back width **450**
Back height **600**



Black
BLK



Blue
BLU

Code
SXERGOB

Arm type
Adjustable arms

RRP
£457



Back height adjustment



Back rake adjustment



Gas lift adjustment



Weight tension control



Seat depth adjustment



Adjustable lumbar pump



Jota ergo

The Jota Ergo 24 hour task chair is built for constant use, with a host of ergonomic features that facilitate all-day comfort. Ideal for call centres, hospitals and other institutions that require round-the-clock support, the extra high back & adjustable arms have been designed to increase user comfort & productivity.

BS 5459-2000+A2:2008

Width **680**
Depth **650**
Height **1050-1180**
Seat width **520**
Seat depth **500**
Seat height **470-600**
Back width **450**
Back height **590**



Black
BLK



Blue
BLU

Code
JXERGOB

Arm type
Adjustable arms

RRP
£433



Back height adjustment



Back rake adjustment



Gas lift adjustment



Weight tension control



Seat depth adjustment



Adjustable lumbar pump



Senza

Comfort, reliability and affordability are the key attributes of the Senza operators chair with its curvaceous profile and vast array of options. Equipped with ergonomic features, a high fabric back and 4 arm options, this operators chair easily provides the comfort needed for a long day at work.

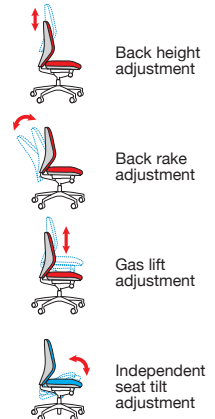
BS 5459-2000+A2:2008



Width **680**
Depth **650**
Height **950-1080**
Seat width **520**
Seat depth **500**
Seat height **470-600**
Back width **480**
Back height **590**



Code	Arm type	RRP
SH40-000	No arms	£273
SH43-000	Fixed arms	£292
SH44-000	Adjustable arms	£334
SH46-000	Folding arms	£346



Jota

Jota has a traditional oval shaped back design in a number of arm options, with high density seat and back foam for maximum user comfort. With so many adjustable settings, Jota offers the ideal configuration for any hard-worker, eliminating aches and pains associated with improper support.

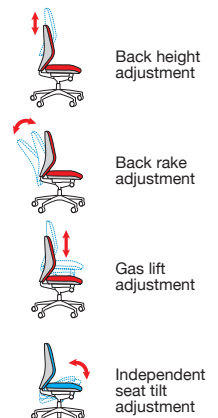
BS 5459-2000+A2:2008



Width **680**
Depth **650**
Height **970-1100**
Seat width **520**
Seat depth **500**
Seat height **470-600**
Back width **480**
Back height **510**



Code	Arm type	RRP
JH40-000	No arms	£254
JH43-000	Fixed arms	£273
JH44-000	Adjustable arms	£310
JH46-000	Folding arms	£327





Cornwall


Designed for durability making it perfect for high-intensity environments like call centres, healthcare or public services where chairs need to perform all day, every day. The waterfall seat, soft padded arms and sculptured back delivers ergonomic comfort all day long.

EN 1335-1: 2000

Width **660**
Depth **675**
Height **1010-1165**
Seat width **500**
Seat depth **490**
Seat height **470-560**
Back width **505**
Back height **600**



Blue
B



Charcoal
C

Code
CWL300K2

Arm type
Adjustable arms

RRP
£430



Back height adjustment



Back rake adjustment



Gas lift adjustment



Seat depth adjustment



Independent seat tilt adjustment



Sofia

Supreme comfort and classic design come together in the Sofia operators chair. With a pneumatic lumbar pad for ultimate comfort and a waterfall seat to reduce stress on the user's knees by having a downward slope at the edge of the seat cushion, Sofia will help you through those long hours at work.

EN 1335-1: 2000

Width **645**
Depth **720**
Height **1005-1095**
Seat width **510**
Seat depth **485**
Seat height **455-545**
Back width **510**
Back height **560**



Blue
B



Charcoal
C

Code
SOF300T1

Arm type
Adjustable arms

RRP
£356



Back height adjustment



Back rake adjustment



Gas lift adjustment



Lumbar support



Martinez

Martinez provides beautiful contemporary styling making it a trendy option for meetings and boardroom seating. Features include a diagonally patterned, curved back available in a grey fabric and panel stitching which highlights the design, finished with chrome arms for a stunning look.



Width **550**
Depth **700**
Height **970-1060**
Seat width **480**
Seat depth **500**
Seat height **495-585**
Back width **470**
Back height **585**



Grey
G

Code
MAR50004

Arm type
Fixed arms

RRP
£368



Gas lift adjustment



Weight tension control



Standard tilt lock



• Shown with optional glides



Lucca

Lucca is ideal for manager's offices and front of house areas where style and function are a top priority. The adjustable lumbar, high back, moulded seat and back ensure comfort whilst the gun metal nylon base and arms present a modern design that adds a rich pop of colour to your work space.

Width **625**
Depth **740**
Height **1100-1190**
Seat width **510**
Seat depth **485**
Seat height **465-565**
Back width **510**
Back height **690**



Blue
B



Charcoal
C

Code
LUC300T1

Arm type
Fixed arms

RRP
£296



Gas lift adjustment



Weight tension control



Standard tilt lock



Adjustable lumbar support







Tuscan

The Tuscan high back operators chair collection has a uniquely shaped back and headrest which ensures the chair adapts to the users back and provides just the right amount of comfort and support. Tuscan has ample cushioning whilst retaining a modern pillow design with sleek contours.

Width **690**
Depth **600**
Height **1150-1250**
Seat width **500**
Seat depth **530**
Seat height **470-570**
Back width **470**
Back height **730**



Black
K



Blue
B

Code
TUS300T1

Arm type
Pivot arms

RRP
£323



Gas lift adjustment



Weight tension control



Standard tilt lock



Pivot arms



Tempo

Whatever brings you to your office desk, you're going to need a chair to keep you comfy and ready for the working day. Tempo in a modern grey fabric is both stylish and functional, with chrome fixed arms and a 5 star base which makes the chair extremely mobile and ergonomic.

Width **600**
Depth **620**
Height **920-1120**
Seat width **475**
Seat depth **480**
Seat height **470-570**
Back width **425**
Back height **590**



Grey
G

Code
TEM300T1

Arm type
Fixed arms

RRP
£244



Gas lift adjustment



Weight tension control



Standard tilt lock



Cavalier

The Cavalier managers chair is a fabric chair in blue or charcoal, both carefully stitched and tufted for plush comfort and a most elegant look. The durable nylon 5 star base and easy glide castors offer maximum comfort and mobility for any office environment.

Width **620**
Depth **690**
Height **1010-1100**
Seat width **510**
Seat depth **470**
Seat height **450-540**
Back width **510**
Back height **650**



Blue
B



Charcoal
C

Code
CAV300T1

Arm type
Fixed arms

RRP
£236



Gas lift
adjustment



Weight tension
control



Standard
tilt lock





Vantage 200

The Vantage is a highly versatile office chair suitable for a wide array of different tasks and applications. Designed for users who demand comfort and the ability to tailor functions to fit any environment, this chair is the right choice for workstations, collaborative spaces, and everything in between.

EN 1335-1:2000 / EN 1335-2:2009



Width 480
Depth 605
Height 895-1005
Seat width 480
Seat depth 445
Seat height 460-570
Back width 450
Back height 530



Black
K



Blue
B



Charcoal
C



Red
R

Code
V200-00
V201-00
V202-00

Arm type
No arms
Fixed arms
Adjustable arms

RRP
£207
£240
£262



Gas lift adjustment



Back rake adjustment



Back height adjustment



Independent seat tilt adjustment



Vantage 100

The Vantage 100 fabric chairs are comfortable and affordable, no-nonsense, task chairs which are available from stock in multiple fabric finishes. The contoured seat, back height and back rake adjustment and adjustable seat height increase sitting ease for long periods of time.

EN 1335-1:2000 / EN 1335-2:2009



Width 480
Depth 605
Height 895-1005
Seat width 480
Seat depth 445
Seat height 460-570
Back width 450
Back height 530




Black
K



Blue
B



Burgundy
BU



Charcoal
C



Red
R

Code
V100-00
V101-00
V102-00

Arm type
No arms
Fixed arms
Adjustable arms

RRP
£175
£215
£241



Gas lift adjustment



Back rake adjustment



Back height adjustment





Bilbao Lumbar

The Bilbao operators chair offers more choices than typical operator chairs with a sculptured foam seat, lumbar foam back support and multiple arm options to suit the preferences of office individuals, so you will struggle to find a more comfortable office chair, whilst maintaining a uniform look throughout the office.



Width 480
Depth 605
Height 975-1085
Seat width 480
Seat depth 445
Seat height 425-535
Back width 450
Back height 550



Black
K



Blue
B

Code

BILB1-L
BIL308B1-L
BIL309B1-L

Arm type

No arms
Fixed arms
Adjustable arms

RRP

£164
£201
£225



Gas lift
adjustment



Back rake
adjustment



Back height
adjustment



Bilbao

Bilbao is an entry level operators chair with a free floating back, designed for a custom supportive fit that will suit any preference or body type. The gas lift, back height and tilt mechanism are all easily adjusted for enhanced comfort to help the user stay relaxed and maximise productivity throughout the working day.



Width 480
Depth 605
Height 975-1085
Seat width 480
Seat depth 445
Seat height 425-535
Back width 450
Back height 550



Blue
B



Charcoal
C

Code

BILB1
BIL308B1
BIL309B1

Arm type

No arms
Fixed arms
Adjustable arms

RRP

£162
£198
£223



Gas lift
adjustment



Back rake
adjustment



Back height
adjustment



Fabric task chairs

	Office	Home*	Educational	Warranty	Weight capacity	Headrest	Arms	Finishes
Senza Ergo	✓	✓	✓	5 Years	150KG		ADJUSTABLE	
Jota Ergo	✓	✓	✓	5 Years	150KG		ADJUSTABLE	
Senza	✓	✓	✓	3 Years	130KG		NONE, FIXED, ADJUSTABLE, FOLDING	
Jota	✓	✓	✓	3 Years	130KG		NONE, FIXED, ADJUSTABLE, FOLDING	
Cornwall	✓		✓	2 Years	150KG		ADJUSTABLE	
Sofia	✓		✓	2 Years	130KG		ADJUSTABLE	
Martinez	✓			1 Year	115KG		FIXED	
Lucca	✓			1 Year	115KG		FIXED	
Tuscan	✓			1 Year	115KG	✓	PIVOT	
Tempo	✓	✓		1 Year	115KG		FIXED	
Cavalier	✓			1 Year	115KG		FIXED	
Vantage 200	✓			2 Years	115KG		NONE, FIXED, ADJUSTABLE	
Vantage 100	✓			2 Years	115KG		NONE, FIXED, ADJUSTABLE	
Bilbao lumbar	✓			1 Year	115KG		NONE, FIXED, ADJUSTABLE	
Bilbao	✓			1 Year	115KG		NONE, FIXED, ADJUSTABLE	
Porter	✓		✓	2 Years	170KG		ADJUSTABLE	

*only suitable for home use when selected domestic fabrics are used

Arm height from floor	Gas lift adjustment	Back height adjustment	Back rake adjustment	Weight tension control	Tilt mechanism	Seat depth adjustment	Lumbar support	Certifications
670-845	✓	✓	✓	✓		✓	✓ ADJUSTABLE LUMBAR PUMP	BS 5459- 2000+A2:2008
670-845	✓	✓	✓	✓		✓	✓ ADJUSTABLE LUMBAR PUMP	BS 5459- 2000+A2:2008
	✓	✓	✓		✓ INDEPENDENT SEAT TILT			BS 5459- 2000+A2:2008
	✓	✓	✓		✓ INDEPENDENT SEAT TILT			BS 5459- 2000+A2:2008
670-825	✓	✓	✓		✓ INDEPENDENT SEAT TILT		✓ LUMBAR SUPPORT	EN 1335-1: 2000
640-830	✓	✓	✓				✓ ADJUSTABLE LUMBAR PUMP	EN 1335-1: 2000
680-770	✓			✓	✓ STANDARD TILT LOCK			
710-800	✓			✓	✓ STANDARD TILT LOCK		✓ ADJUSTABLE LUMBAR SUPPORT	
660-760	✓			✓	✓ STANDARD TILT LOCK		✓ LUMBAR SUPPORT	
650-750	✓			✓	✓ STANDARD TILT LOCK			
635-725	✓			✓	✓ STANDARD TILT LOCK			
	✓	✓	✓		✓ INDEPENDENT SEAT TILT			EN 1335-1:2000 / EN 1335-2:2009
	✓	✓	✓					EN 1335-1:2000 / EN 1335-2:2009
	✓	✓	✓				✓ LUMBAR SUPPORT	
	✓	✓	✓					
635-775	✓				✓ STANDARD TILT LOCK		✓ LUMBAR SUPPORT	

Mesh back task & operator

Research shows working in a hot office lowers productivity. Mesh office chairs are designed to allow a greater amount of air to circulate whilst you're sitting on them, which means people you'll beat the heat and be cooler overall whilst working. Mesh chairs are also usually quite lightweight, so they're equally easy to clean and maintain, without compromising on style.



Fabric options



Available
now



Black
K/BLK




Blue
B/BLU



Grey
G



Black air mesh seat
with black mesh back



(Selected products)



Sandro
page 274



Gemini
page 274



Senza Mesh
page 275



Jota Mesh
page 275



Ronan
page 276



Altino Mesh
page 276



Arcade
page 277



Travis
page 277



Curva
page 278



Napier
page 278



Tuscan Mesh
page 279



Orion
page 279



Solaris
page 280



Chord
page 280



Duffy
page 281



Hale
page 281



Tyler
page 282



Aurora
page 282



Jonas
page 283



Toto
page 283



Sandro

Sandro represents the modern style of mesh seating offering a refinement of function, comfort and style. The air mesh fabric waterfall seat, chrome detailing and stylish mesh back design make it a perfect fit for offices and workstations where users can sit in comfort for long periods.



Width **660**
Depth **660**
Height **1235-1335**
Seat width **520**
Seat depth **500**
Seat height **450-550**
Back width **480**
Back height **720-780**



Black air mesh seat with black mesh back

Code
SND300K2-K

Arm type
Adjustable arms

RRP
£403



Gas lift adjustment



Weight tension control



Synchro seat & back tilt lockable options



Adjustable lumbar support




Gemini

Gemini is the perfect chair for those who spend hours sitting at the computer, with adjustable arms and a padded headrest that can be locked in as well as the lumbar support. This stunning office chair can be adjusted to many positions to suit the unique requirements of the user.

EN 1335-1:2000 / EN 1335-2:2009

Width **490**
Depth **640**
Height **960-1085**
Seat width **490**
Seat depth **480**
Seat height **480-550**
Back width **460**
Back height **530**



Black air mesh seat with black mesh back

Code
GEM300K2
GEM301K2
GEM302K2

Arm type
No arms
Adjustable arms
Arms & headrest

RRP
£510
£570
£606



Back height adjustment



Gas lift adjustment



Weight tension control



Synchro seat & back tilt lockable options



Seat depth adjustment




Adjustable lumbar support



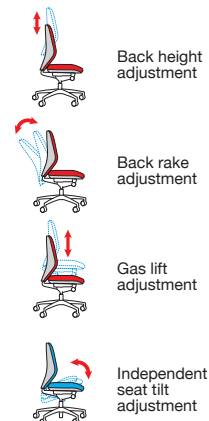
Senza Mesh

Comfort, reliability and affordability are the key attributes of the Senza operators chair with its curvaceous profile and vast array of options. Equipped with ergonomic features, a high mesh back and padded fabric seat. This operators chair easily provides the comfort needed for a long day at work. EN 1335-1:2000 / EN 1335-2:2009

Width 680
Depth 650
Height 950-1080
Seat width 520
Seat depth 500
Seat height 470-600
Back width 480
Back height 590



Code	Arm type	RRP
SM40-000	No arms	£297
SM43-000	Fixed arms	£327
SM44-000	Adjustable arms	£360
SM46-000	Folding arms	£384



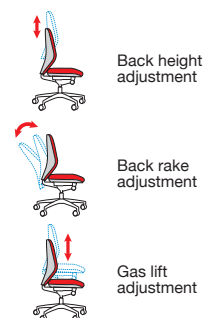
Jota Mesh

The Jota Mesh chair has a sleek design, multiple features and allows the user to enjoy the modern design without compromising on good ergonomic support. The Jota Mesh has a breathable, curved mesh back for increased ventilation, complemented by an upholstered seat for added comfort. EN 1335-1:2000 / EN 1335-2:2009

Width 670
Depth 600
Height 970-1090
Seat width 470
Seat depth 450
Seat height 440-560
Back width 430
Back height 530



Code	Arm type	RRP
VMH10-000	No arms	£235
VMH11-000	Fixed arms	£254
VMH12-000	Adjustable arms	£278



2
Years

Ronan

The Ronan high mesh back operator chairs are a stylish and practical solution. Available with a black 5 star base Ronan utilises a combination of fabric and breathable mesh in its construction making this chair extremely comfortable for long hours of sitting, especially in the warmer months.

Width **630**
Depth **590**
Height **980-1060**
Seat width **510**
Seat depth **500**
Seat height **450-530**
Back width **480**
Back height **560**



Code
RON300T1

Arm type
Fixed arms

RRP
£341



Gas lift adjustment



Standard tilt lock



Adjustable lumbar support

3
Years

Altino Mesh

With its clean, modern styling, Altino is guaranteed to provide a contemporary feel to any office environment, due to the multi functions and ergonomic design of the chair. The sculptured moulded foam seat combines with the breathable mesh back to keep users cool and comfortable.

EN 1335-1:2000 / EN 1335-2:2009

Width **670**
Depth **600**
Height **970-1090**
Seat width **470**
Seat depth **450**
Seat height **440-560**
Back width **430**
Back height **530**



Code
AH10-000
AH11-000
AH12-000

Arm type
No arms
Fixed arms
Adjustable arms

RRP
£243
£263
£288



Back height adjustment



Back rake adjustment



Gas lift adjustment





Arcade

The design of the Arcade chair draws inspiration from classical yoga positions to make sitting an enjoyable experience at work. The black mesh back complements the light grey frame perfectly and the adjustable lumbar support keeps the user's back in contact with the back of the chair.



Width **635**
Depth **600**
Height **1000-1090**
Seat width **500**
Seat depth **500**
Seat height **460-550**
Back width **460**
Back height **560**



Grey fabric seat with
black mesh back

Code
ARC300T1-G

Arm type
Adjustable arms

RRP
£331



Gas lift
adjustment



Weight tension
control



Synchro
seat & back
tilt lockable options



Adjustable
lumbar
support



Travis

The Travis mesh back operators chair has a sleek design, multiple features and The adjustable lumbar support provides the exact amount of back support customised for each individual user, with cushions that contour naturally around your lower body, and a breathable mesh back to keep you comfortable.



Width **640**
Depth **600**
Height **1000-1090**
Seat width **510**
Seat depth **510**
Seat height **450-540**
Back width **455**
Back height **575**



Grey fabric seat with
grey mesh back

Code
TVS300T1-K

Arm type
Adjustable arms

RRP
£264



Gas lift
adjustment



Weight tension
control



Adjustable
lumbar
support

1
Year

Curva

The Curva high back executive mesh chair has been designed with a sculptured moulded foam seat and breathable mesh back. Aesthetics, form and function are merged seamlessly in the Curva ergonomic executive chair which is ideal for users who sit at a desk for most of the day.

Width **630**
Depth **690**
Height **1100-1175**
Seat width **480**
Seat depth **410**
Seat height **460-535**
Back width **500**
Back height **660**

 
Black air mesh seat
with black mesh back

Code
CUR300T1

Arm type
Pivot arms

RRP
£394



Gas lift
adjustment



Weight tension
control



Back rake
adjustment

1
Year

Napier

The Napier operator chair provides exceptional back support through their open mesh-back construction and steel frame. The designer mesh seat, pivot arms and padded arm pads offer responsive movement and immediate comfort for collaborative work spaces, and a wide variety of applications.

Width **650**
Depth **595**
Height **1040-1120**
Seat width **490**
Seat depth **500**
Seat height **500-580**
Back width **465**
Back height **580**

 
Black air mesh seat
with black mesh back

Code
NAP300T1

Arm type
Pivot arms

RRP
£394



Gas lift
adjustment



Weight tension
control



Back rake
adjustment



Seat depth
adjustment



Adjustable
lumbar support




Tuscan Mesh

The Tuscan chair has a uniquely shaped back and headrest which ensures the chair adapts to the users back and provides just the right amount of comfort and support. Tuscan has ample cushioning whilst retaining a modern pillow design with sleek contours.



Width **690**
Depth **600**
Height **1150-1250**
Seat width **500**
Seat depth **530**
Seat height **470-570**
Back width **470**
Back height **730**

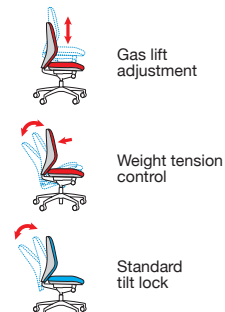


Black fabric seat with black mesh back

Code
TUS300T1

Arm type
Pivot arms

RRP
£267



Orion

The Orion fabric mesh operators chair has been ergonomically designed for healthy seating and wellbeing. Suitable for any work space, Orion has pivot arms and an injection moulded back with mesh upholstery to keep the user well supported and comfortable throughout the day.



Width **630**
Depth **610**
Height **895-995**
Seat width **480**
Seat depth **500**
Seat height **440-540**
Back width **470**
Back height **500**

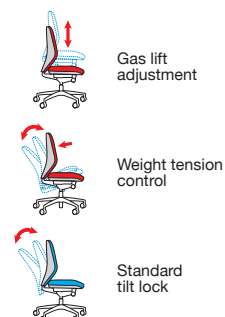


Black air mesh seat with black mesh back

Code
ORN300T1-K

Arm type
Pivot arms

RRP
£267



1
Year

Solaris

The Solaris chair has a stylish injection moulded back with breathable mesh and a sculptured lumbar adjustment, which allows the user to sit with optimal comfort and personalised support. Its ergonomic design promotes circulation, to increase energy and improve productivity in the workplace.

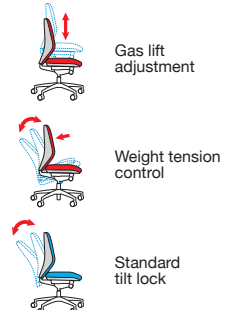
Width **630**
Depth **610**
Height **1070-1170**
Seat width **490**
Seat depth **510**
Seat height **470-570**
Back width **500**
Back height **670**



Code
SOL300T1-K

Arm type
Fixed arms


RRP
£245

1
Year

Chord

Enjoy the executive style of the ultra-comfy Chord office chair which is the ideal accompaniment to any home office setting. The high back chair has a grey fabric seat and headrest, together with a breathable mesh back to keep you comfortable and cool and ready for the task at hand.

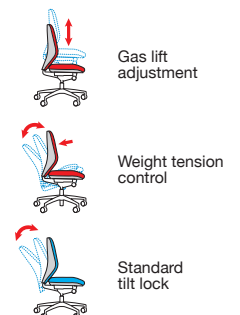
Width **610**
Depth **640**
Height **1090-1180**
Seat width **495**
Seat depth **490**
Seat height **450-540**
Back width **470**
Back height **740**



Code
CHO300T1-G

Arm type
Fixed arms

RRP
£244





Duffy

Duffy is a well-designed office chair that is proof that ergonomic and affordable are not mutually exclusive. The completely mesh back is ideal for allowing air to flow through the chair, and the Duffy chair with its fixed pointing arms and pleasingly curved back, does well on both these accounts.



Width **600**
Depth **600**
Height **955-1055**
Seat width **470**
Seat depth **550**
Seat height **450-550**
Back width **450**
Back height **520**



Black air mesh seat
with black mesh back

Code
DFY300T1-K

Arm type
Fixed arms

RRP
£233



Gas lift
adjustment



Weight tension
control



Standard
tilt lock



Hale

The Hale mesh back operator chair is perfect for someone who is looking for an office chair with all the important basic features, and at a reasonable price. This chair allows you to adjust for height and seat angle with simple controls, as well as tilt-back control, to make you as comfortable as possible.



Width **700**
Depth **550**
Height **985-1085**
Seat width **500**
Seat depth **520**
Seat height **450-550**
Back width **485**
Back height **545**



Black air mesh seat
with black mesh back

Code
HAL300T1-K

Arm type
Fixed arms

RRP
£224



Gas lift
adjustment



Weight tension
control



Standard
tilt lock






Tyler

Tyler is an infinitely stylish, contemporary mesh back task chair that offers an executive feel in the constraints of a task chair. The chair comes with a modern white frame and integrated fixed arms with a contrasting black fabric seat pad, and the five-star curved base comes as standard in white.



Width **560**
Depth **515**
Height **915-980**
Seat width **480**
Seat depth **480**
Seat height **470-545**
Back width **425**
Back height **415**



Black air mesh seat
with black mesh back

Code
TYL-300T1

Arm type
Fixed arms

RRP
£206



Gas lift
adjustment



Weight tension
control



Standard
tilt lock




Aurora

The Aurora high back mesh operators chair with black PU headrest is a real statement piece. Designed with durability and comfort in mind with an internal steel frame and deep padded black air mesh seat, Aurora enjoys an ultra contemporary design to style any office.



Width **600**
Depth **660**
Height **1085-1185**
Seat width **450**
Seat depth **480**
Seat height **460-560**
Back width **470**
Back height **700**



Black air mesh seat
with black mesh back

Code
AUR300T1-K

Arm type
Fixed arms

RRP
£205



Gas lift
adjustment



Weight tension
control



Standard
tilt lock




Jonas

If you're looking for a no frills ergonomic office chair that's built to last and with decent back support, then you simply can't go wrong with the Jonas operators chair. Although this office chair has a minimalist design, it remains a stylish option for your home or workspace.



Width **580**
Depth **550**
Height **940-1070**
Seat width **490**
Seat depth **490**
Seat height **440-570**
Back width **450**
Back height **490**



Black fabric seat with
black mesh back

Code
JNS300T1-K

Arm type
Fixed arms

RRP
£198



Gas lift
adjustment



Weight tension
control



Standard
tilt lock




Toto

Not only does this office chair's mesh back keep you cool, it is also designed with contours that cup your spine for optimal lumbar support. The gently curved backrest on the Toto chair follows the shape of your spine, and the mesh material allows ventilation even after prolonged contact.



Width **620**
Depth **550**
Height **920-1010**
Seat width **480**
Seat depth **465**
Seat height **420-510**
Back width **430**
Back height **510**



Black fabric seat with
black mesh back

Code
TOT300T1-K

Arm type
Fixed arms

RRP
£198



Gas lift
adjustment



Weight tension
control



Standard
tilt lock



	Office	Home*	Educational	Warranty	Weight capacity	Headrest	Arms	Finishes	Arm height from floor
Gemini	✓		✓	3 Years	130KG	✓	NONE, ADJUSTABLE		650-750
Sandro	✓		✓	3 Years	130KG	✓	ADJUSTABLE		660-760
Senza Mesh	✓	✓	✓	3 Years	130KG		NONE, FIXED, ADJUSTABLE, FOLDING		
Jota Mesh	✓		✓	2 Years	130KG		NONE, FIXED, ADJUSTABLE		
Ronan	✓		✓	2 Years	115KG		FIXED		660-740
Altino Mesh	✓		✓	3 Years	130KG		NONE, FIXED, ADJUSTABLE		
Arcade	✓	✓	✓	3 Years	130KG		ADJUSTABLE		705-775
Travis	✓	✓	✓	3 Years	130KG		ADJUSTABLE		635-715
Curva	✓			1 Year	115KG	✓	PIVOT		640-715
Napier	✓		✓	1 Year	115KG		PIVOT		690-770
Tuscan Mesh	✓			1 Year	115KG	✓	PIVOT		660-760
Orion	✓			1 Year	115KG		PIVOT		620-720
Solaris	✓			1 Year	115KG	✓	FIXED		635-735
Chord	✓	✓	✓	1 Year	115KG	✓	FIXED		670-760
Duffy	✓			1 Year	115KG		FIXED		640-740
Hale	✓			1 Year	115KG		FIXED		645-745
Tyler	✓			1 Year	115KG		FIXED		610-690
Aurora	✓			1 Year	115KG	✓	FIXED		650-745
Jonas	✓			1 Year	115KG		FIXED		620-750
Toto	✓			1 Year	115KG		FIXED		640-730
Isla	✓		✓	2 Years	170KG		ADJUSTABLE		640-780

*only suitable for home use when selected domestic fabrics are used

Gas lift adjustment	Back height adjustment	Back rake adjustment	Weight tension control	Tilt mechanism	Seat depth adjustment	Lumbar support	Certifications
✓	✓		✓	✓ SYNCHRO SEAT & BACK		✓ ADJUSTABLE LUMBAR	EN 1335-1:2000 / EN 1335-2:2009
✓			✓	✓ SYNCHRO SEAT & BACK		✓ ADJUSTABLE LUMBAR	
✓	✓	✓		✓ INDEPENDENT SEAT TILT			EN 1335-1:2000 / EN 1335-2:2009
✓	✓	✓					EN 1335-1:2000 / EN 1335-2:2009
✓				✓ STANDARD TILT LOCK		✓ ADJUSTABLE LUMBAR	
✓	✓	✓					EN 1335-1:2000 / EN 1335-2:2009
✓			✓	✓ SYNCHRO SEAT & BACK		✓ ADJUSTABLE LUMBAR	
✓			✓			✓ ADJUSTABLE LUMBAR	
✓		✓	✓			✓ LUMBAR SUPPORT	
✓		✓	✓		✓	✓ ADJUSTABLE LUMBAR	
✓			✓	✓ STANDARD TILT LOCK		✓ LUMBAR SUPPORT	
✓			✓	✓ STANDARD TILT LOCK		✓ LUMBAR SUPPORT	
✓			✓	✓ STANDARD TILT LOCK		✓ LUMBAR SUPPORT	
✓			✓	✓ STANDARD TILT LOCK			
✓			✓	✓ STANDARD TILT LOCK			
✓			✓	✓ STANDARD TILT LOCK		✓ LUMBAR SUPPORT	
✓			✓	✓ STANDARD TILT LOCK		✓ LUMBAR SUPPORT	
✓			✓	✓ STANDARD TILT LOCK			
✓			✓	✓ STANDARD TILT LOCK		✓ LUMBAR SUPPORT	
✓				✓ STANDARD TILT LOCK			

Grandeur Heavy-Duty

Just as its name suggests, grandeur heavy duty office chairs are designed for the big and the tall. Also known as bariatric chairs, they are characterised by their high weight capacity designed to safely handle heavy loads. Higher and wider backrests, thicker padding, wider seats, plus reinforced frames, bases, and armrests all come together for comfortable office chairs to make the workday easier and help prevent health problems in the future.



Fabric options



Available
now



Facile
page 288



Facile Headrest
page 288



Porter
page 289



Isla
page 289



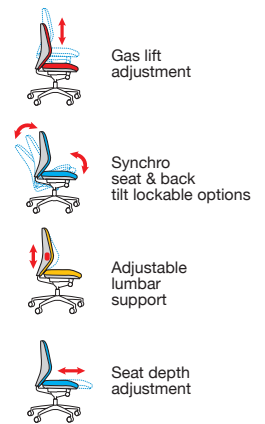
Facile

Facile is the perfect chair for those who spend hours sitting at the computer and then quick to change between shifts, with adjustable 4D arms, an adjustable lumbar support and a weight capacity of up to 30 stone. Fully public sector approved, Facile can be adjusted to many positions to suit the unique needs of the user.

Width **680**
Depth **600**
Height **1020-1130**
Seat width **480**
Seat depth **450**
Seat height **400-510**
Back width **500**
Back height **610**



Code	Arms	Band A	Band B	Band C	Band D	Band E
FCL200	Adjustable 4D	£586	£621	£656	£691	£726



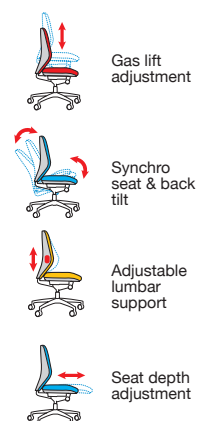
Facile with Headrest

For generously sized seating that is durable, comfortable and attractive, the Facile task chair really is the perfect choice. Highlights include the 4D adjustable arms, synchronised mechanism, 110mm adjustable lumbar support, weight capacity of up to 30 stone, fabric headrest and breathable mesh back which harmonise nicely in a variety of environments.

Width **680**
Depth **600**
Height **1220-1330**
Seat width **480**
Seat depth **450**
Seat height **400-510**
Back width **500**
Back height **610**



Code	Arms	Band A	Band B	Band C	Band D	Band E
FCLH200	Adjustable 4D	£644	£679	£715	£749	£785





Porter

Porter is a heavy duty operator chair for usage up to 27 stone that offers extraordinary comfort for less money. The secret to comfort is its high-performance foam formulation and high quality, strong and sturdy materials making it ideal for constant commercial use including shift workers, call centres and security.



Width **700**
Depth **710**
Height **1050-1125**
Seat width **545**
Seat depth **505**
Seat height **480-555**
Back width **535**
Back height **620**



Black

Code
POR300T1-K

Arm type
Adjustable arms

RRP
£450



Gas lift
adjustment

Standard
tilt lock




Isla

If you're looking for a heavy duty mesh office chair then look no further than the Isla bariatric chair. Isla adjusts easily to provide supportive seating for people small and large, designed to sit users of up to 27 stone for 24 hours a day while also providing adjustability unlike many other heavy duty chairs.



Width **740**
Depth **665**
Height **1010-1100**
Seat width **585**
Seat depth **520**
Seat height **470-560**
Back width **480**
Back height **605**



Black fabric seat with
black mesh back

Code
ISL300T1-K

Arm type
Adjustable arms

RRP
£400



Gas lift
adjustment

Standard
tilt lock



Adjustable
lumbar
support



Leather Executive Seating

Company executives and managers are typically incredibly busy people that have to work at their desk for long periods, and good executive seating needs to provide support to the whole body to work with as little discomfort as possible. Of course, leather office chairs are stylish and aesthetically pleasing, whilst at the same time playing an important role in the décor of the interior office design.



Fabric options



Available
now



Black leather
faced



Black faux
leather



Brown leather
faced



Faux leather
with red trim

(Selected products)



Franklin
page 292



Florence
page 292



Zeus High
page 293



Zeus Medium
page 293



Bari High
page 294



Bari Medium
page 294



Odessa
page 295



Palermo
page 295



Derby
page 296



Jensen
page 296



Catania
page 297



Martinez
page 297



Noble
page 298



Tuscan
page 298



Somerset
page 299



Nantes
page 299



King
page 300



Hertford
page 300



Cavalier
page 301



Ascona
page 301



Franklin

Franklin is a deluxe high back executive chair which has a professional, contemporary style. The sculptured seat cushion alleviates the pressure on lower legs and knees while seated and the fully adjustable arms and headrest easily provide the comfort needed for a long day at the office. BS 5459-2000+A2:2008

Width **665**
Depth **645-695**
Height **1225-1430**
Seat width **520**
Seat depth **460**
Seat height **480-555**
Back width **510**
Back height **600**



Faux
Leather

Code
FRA400K2

Arm type
Adjustable arms

RRP
£606



Back height
adjustment



Gas lift
adjustment



Weight tension
control



Back rake
adjustment



Seat depth
adjustment



Synchro
seat & back
tilt lockable options



Florence

Inspired by Italian design, Florence features black leather on all seating surfaces and a polished chrome base and arms which complement the leather nicely. Besides looking stunning, the Florence chair also has several ergonomic features including lumbar support and a deep padded seat.

Width **605**
Depth **655**
Height **1095-1185**
Seat width **520**
Seat depth **500**
Seat height **485-575**
Back width **525**
Back height **680**



Faux
Leather

Code
FLO300T1

Arm type
Fixed arms

RRP
£573



Gas lift
adjustment



Weight tension
control



Standard
tilt lock



Zeus High

Named after the god of the sky, the Zeus high back chair boasts refined precision with seductive elegance. Zeus has a triple paddle multi-functional mechanism and represents the executive standard in seating, designed for both style conscious executives and for challenging 24 hour environments. BS 5459-2000+A2:2008

Width **670**
Depth **665**
Height **1140-1300**
Seat width **525**
Seat depth **460**
Seat height **480-570**
Back width **490**
Back height **685**



Faux
Leather

Code
ZEU300K2

Description
High back

RRP
£558



Back height
adjustment



Gas lift
adjustment



Weight tension
control



Back rake
adjustment



Seat depth
adjustment



Independent
seat tilt



Zeus Medium

Zeus is also available as a medium back chair with a lower back fits like a glove and gives long-lasting comfort. The Zeus chair is crafted according to weight distribution principles and delivers an exciting seating experience, offering an unprecedented elegance that indulges users with maximum comfort. BS 5459-2000+A2:2008

Width **670**
Depth **665**
Height **1015-1175**
Seat width **525**
Seat depth **460**
Seat height **480-570**
Back width **490**
Back height **560**



Faux
Leather

Code
ZEU200K2

Description
Medium back

RRP
£463



Back height
adjustment



Gas lift
adjustment



Weight tension
control



Back rake
adjustment



Seat depth
adjustment



Independent
seat tilt

2
Years

Bari High

The Bari executive chair is perfect for adding a touch of style to your office. The contemporary black ribbed faux leather faced design has a high back that will add some much needed comfort to employees and visitors, with chrome arms and a chrome base that will always look sleek and stylish.

Width **540**
Depth **770**
Height **1020-1120**
Seat width **495**
Seat depth **500**
Seat height **430-530**
Back width **470**
Back height **660**



Faux
Leather

Code
BARI300T1

Description
High back

RRP
£462



Gas lift
adjustment



Weight tension
control



Standard
tilt lock

2
Years

Bari Medium

Bari is also available as a medium back leather executive chair featuring all-around comfort to your body. It is scientifically and efficiently designed to assure soft support and spinal alignment with the ribbed design, with lumbar support and a tilting mechanism that brings an unparalleled sitting experience.

Width **540**
Depth **770**
Height **820-920**
Seat width **495**
Seat depth **500**
Seat height **430-530**
Back width **470**
Back height **460**



Faux
Leather

Code
BARI200T1

Description
Medium back

RRP
£356



Gas lift
adjustment



Weight tension
control



Standard
tilt lock





Odessa

With a high back and sleek modern design, the Odessa faux leather managers chair will help executives get the respect they deserve. For some added flair, the chrome base of this managers chair has an attractive contrast to the well-padded black seat and adjustable arms.



Width 670
Depth 670
Height 1180-1260
Seat width 520
Seat depth 530
Seat height 480-560
Back width 510
Back height 850



Faux
Leather

Code
ODE300T1

Arm type
Adjustable arms

RRP
£443



Gas lift
adjustment



Weight tension
control



Locking
tilt lock



Palermo

Palermo is a luxurious leadership chair that combines comfortable double padding with classic faux leather. With its contemporary design, lumbar support and stylish arms, Palermo is the seat of comfort for the head of a boardroom conference table or the corner office.



Width 645
Depth 720
Height 1105-1180
Seat width 530
Seat depth 520
Seat height 505-575
Back width 530
Back height 705



Black faux
Leather

Code
PAL300K2

Arm type
Fixed arms

RRP
£399



Gas lift
adjustment



Weight tension
control



Knee tilt
adjustment

2
Years

Derby

The Derby high back executive chair is an ideal solution for any professional environment, upholstered in a black faux leather with mesh side panels to aid ventilation throughout the day. The waterfall seat and contoured back provide top ergonomic support, easing stress at crucial points.



Width **675**
Depth **785**
Height **1160-1230**
Seat width **545**
Seat depth **545**
Seat height **490-550**
Back width **530**
Back height **755**



Faux
Leather

Code**DER300T1-BLK****Arm type**

Fixed arms

RRP**£399**

Gas lift
adjustment



Weight tension
control



Standard
tilt lock

1
Year

Jensen

Jensen is a managers chair inspired by racing car seats and specially designed to be used when working at a desk for long periods of time. Supporting the natural S-curve of your back whilst holding the user in the chair for comfort, with the high back for additional head support.



Width **680**
Depth **720**
Height **1160-1255**
Seat width **560**
Seat depth **490**
Seat height **470-565**
Back width **510**
Back height **780**



Faux Leather
with Red Trim

Code**JEN300T1****Arm type**

Fixed arms

RRP**£394**

Gas lift
adjustment



Weight tension
control



Locking
tilt lock





Catania

Catania is the ultimate statement piece for the workplace. Boasting an abundance of deep fluted foam padding and folds of brown leather, the Catania managers chair bulges with support padding on the back, seat and arms which complement the waterfall seat design.



Width **645**
Depth **760**
Height **1095-1185**
Seat width **520**
Seat depth **520**
Seat height **510-600**
Back width **520**
Back height **700**



Brown Leather
Faced

Code
CAT300T1

Arm type
Fixed arms

RRP
£368



Gas lift
adjustment



Weight tension
control



Standard
tilt lock



Martinez

Martinez provides beautiful contemporary styling making it a trendy option for managers. Features include a diagonally patterned, curved back available in a black leather and panel stitching which highlights the design, finished with chrome padded arms for a stunning looking executive chair.



Width **550**
Depth **700**
Height **970-1060**
Seat width **480**
Seat depth **460**
Seat height **495-585**
Back width **470**
Back height **585**



Faux
Leather

Code
MAR50004

Arm type
Fixed arms

RRP
£368



Gas lift
adjustment



Weight tension
control



Standard
tilt lock



• Shown with optional glides



Noble

Noble is a black faux leather, high back managers chair that is designed for comfort with a look that would fit any workplace. The swivel base and high back on this executive office chair offer maximum comfort and mobility and the adjustable seat features thick padding covered in soft and supple bonded leather.



Width **690**
Depth **690**
Height **1245-1345**
Seat width **540**
Seat depth **530**
Seat height **490-590**
Back width **540**
Back height **860**



Faux
Leather

Code
NBO300T1

Arm type
Fixed arms

RRP
£323



Gas lift
adjustment



Weight tension
control



Locking
tilt lock



Tuscan

The Tuscan high back managers chair has a uniquely shaped back and headrest which ensures the chair adapts to the users back and provides just the right amount of comfort and support. Available in black leather, Tuscan has ample cushioning whilst retaining a modern pillow design.



Width **690**
Depth **600**
Height **1150-1250**
Seat width **500**
Seat depth **530**
Seat height **470-570**
Back width **470**
Back height **730**



Faux
Leather

Code
TUS300T1-BLK

Arm type
Pivot arms

RRP
£323



Gas lift
adjustment



Weight tension
control



Standard
tilt lock





Somerset

The Somerset executive chair features a high back with headrest and a stylish black leather faced finish for a bold appearance. Somerset is designed for long work sessions with supreme padding, a pronounced lumbar and waterfall seat design that lets you take care of business.



Width **630**
Depth **720**
Height **1100-1190**
Seat width **490**
Seat depth **485**
Seat height **500-590**
Back width **490**
Back height **710**



Faux
Leather

Code
SOM300T1

Arm type
Fixed arms

RRP
£313



Gas lift
adjustment



Weight tension
control



Standard
tilt lock



Nantes

The Nantes chair is the ideal accompaniment to the workplace or managers office with its black faux leather stylish profile. Featuring a breathable mesh and back side panel, Nantes also has a deep seat, a padded back and upholstered arms that will ensure the user is supremely comfortable.



Width **645**
Depth **720**
Height **1080-1180**
Seat width **515**
Seat depth **500**
Seat height **510-600**
Back width **515**
Back height **725**



Faux
Leather

Code
NAN300T1

Arm type
Fixed arms

RRP
£296



Gas lift
adjustment



Weight tension
control



Standard
tilt lock



King

King is a well-designed, leather faced managers chair with waterfall seat padding and back cushions that provide executive comfort while working at your desk. King features fixed arm rests, high back support, and a 5 star base for quick movement around desk or office.



Width **645**
Depth **720**
Height **1190-1180**
Seat width **515**
Seat depth **500**
Seat height **510-600**
Back width **520**
Back height **750**



Faux
Leather

Code
KNG300T1

Arm type
Fixed arms

RRP
£293



Gas lift
adjustment



Weight tension
control



Standard
tilt lock



Hertford

The ruched upholstery details and plush comfort make Hertford a prestigious choice for executives. Finished in black leather with fixed black arms, the Hertford managers chair has a chrome base with easy glide castors which are perfect for hard surfaces.



Width **620**
Depth **735**
Height **1090-1180**
Seat width **490**
Seat depth **490**
Seat height **495-585**
Back width **485**
Back height **665**



Leather
Faced

Code
HER300T1

Arm type
Fixed arms

RRP
£262



Gas lift
adjustment



Weight tension
control



Standard
tilt lock



Cavalier

The Cavalier managers chair is a soft, supple leather faced chair carefully stitched and tufted for plush comfort for a most elegant look. The durable nylon 5 star base and easy glide castors offer maximum comfort and mobility for any office environment.

BS1335-1:2000

Width **620**
Depth **690**
Height **1010-1100**
Seat width **510**
Seat depth **470**
Seat height **450-540**
Back width **510**
Back height **650**



Leather
Faced

Code
CAV300T1

Arm type
Fixed arms

RRP
£218



Gas lift
adjustment



Weight tension
control



Standard
tilt lock



Ascona

With a focus on comfort and support, the Ascona high back managers chair will not look out of place in any office setting. Upholstered with high quality synthetic leather and extra plush padding, this sturdy black chair is supported by a black base making it easy to move around.

Width **620**
Depth **630**
Height **1040-1140**
Seat width **500**
Seat depth **500**
Seat height **430-530**
Back width **490**
Back height **680**



Faux
Leather

Code
ASC300T1

Arm type
Fixed arms

RRP
£194



Gas lift
adjustment























Weight tension
control



Standard
tilt lock

Leather executive chairs

	Office	Home	Educational	Warranty	Weight capacity	Headrest	Arms	Finishes
Franklin	✓	✓	✓	2 Years	150KG	✓	ADJUSTABLE	
Florence	✓	✓	✓	2 Years	150KG	✓	FIXED	
Zeus High	✓	✓	✓	2 Years	150KG	✓	ADJUSTABLE	
Zeus Medium	✓	✓	✓	2 Years	150KG		ADJUSTABLE	
Bari High	✓	✓	✓	2 Years	130KG	✓	FIXED	
Bari Medium	✓	✓	✓	2 Years	130KG		FIXED	
Odessa	✓	✓	✓	2 Years	115KG	✓	ADJUSTABLE	
Palermo	✓	✓	✓	2 Years	115KG	✓	FIXED	
Derby	✓	✓	✓	2 Years	115KG	✓	FIXED	
Jensen	✓	✓		1 Year	115KG	✓	FIXED	
Catania	✓	✓		1 Year	115KG	✓	FIXED	
Martinez	✓			1 Year	115KG		FIXED	
Noble	✓			1 Year	115KG	✓	FIXED	
Tuscan	✓			1 Year	115KG	✓	PIVOT	
Somerset	✓	✓		1 Year	115KG	✓	FIXED	
Nantes	✓	✓		1 Year	115KG		FIXED	
King	✓			1 Year	115KG	✓	FIXED	
Hertford	✓			1 Year	115KG	✓	FIXED	
Cavalier	✓			1 Year	115KG		FIXED	
Ascona	✓			1 Year	110KG		FIXED	

Arm height from floor	Gas lift adjustment	Back height adjustment	Back rake adjustment	Weight tension control	Tilt mechanism	Seat depth adjustment	Lumbar support	Certifications
700-860	✓	✓	✓	✓	✓ SYNCHRO SEAT & BACK	✓	✓ LUMBAR SUPPORT	BS 5459- 2000+A2:2008
670-760	✓			✓	✓ STANDARD TILT LOCK		✓ LUMBAR SUPPORT	
680-830	✓	✓	✓	✓	✓ INDEPENDENT SEAT TILT	✓		BS 5459- 2000+A2:2008
680-830	✓	✓	✓	✓	✓ INDEPENDENT SEAT TILT	✓		BS 5459- 2000+A2:2008
690-770	✓			✓	✓ STANDARD TILT LOCK			
690-770	✓			✓	✓ STANDARD TILT LOCK			
670-750	✓			✓	✓ LOCKING TILT LOCK		✓ LUMBAR SUPPORT	
670-745	✓			✓	✓ KNEE TILT ADJUSTMENT		✓ LUMBAR SUPPORT	
665-735	✓			✓	✓ STANDARD TILT LOCK		✓ LUMBAR SUPPORT	
715-810	✓			✓	✓ LOCKING TILT LOCK		✓ LUMBAR SUPPORT	
710-800	✓			✓	✓ STANDARD TILT LOCK		✓ LUMBAR SUPPORT	
680-770	✓			✓	✓ STANDARD TILT LOCK			
690-770	✓			✓	✓ LOCKING TILT LOCK		✓ LUMBAR SUPPORT	
660-760	✓			✓	✓ STANDARD TILT LOCK		✓ LUMBAR SUPPORT	
670-760	✓			✓	✓ STANDARD TILT LOCK		✓ LUMBAR SUPPORT	
685-775	✓			✓	✓ STANDARD TILT LOCK		✓ LUMBAR SUPPORT	
650-740	✓			✓	✓ STANDARD TILT LOCK		✓ LUMBAR SUPPORT	
675-765	✓			✓	✓ STANDARD TILT LOCK		✓ LUMBAR SUPPORT	
635-725	✓			✓	✓ STANDARD TILT LOCK		✓ LUMBAR SUPPORT	BS1335-1:2000
650-750	✓			✓	✓ STANDARD TILT LOCK			

Cantilever Meeting Chairs

Conference rooms and other meeting areas will benefit from being furnished with high quality, stylish meeting room chairs in order to engage guests and employees. Conference chairs offer a stylish, comfortable way to meet with your work colleagues. The conference room can become crucial to impressing your potential business clients or for your own in house meetings.



Fabric options



Available
now



Black faux
leather



Black
fabric



Black air mesh seat
with black mesh back



(Selected products)



Limoges
page 306



Bari
page 306



Derby
page 307



Noble
page 307



Cavalier
page 308



Bruges
page 308



Essen
page 309



Solaris
page 309



Jonas
page 310



Toto
page 310



Limoges

The Limoges visitors chair has a modern, comfortable and fashionable look. The black leather faced chair complements the chrome detailing on the stylish arms and cantilever frame to create a timeless, modern design that is set to make an impression in the office.



Width **630**
Depth **660**
Height **1050**
Seat width **510**
Seat depth **510**
Seat height **500**
Back width **490**
Back height **655**



Faux
Leather

Code
LIM100C1

Arm type
Fixed arms

RRP
£463



Bari

The Bari executive visitors chair is perfect for adding a touch of style to your office or conference room. The classic black ribbed faux leather design will add some much-needed comfort to employees and visitors, with chrome arms and a chrome base that will always looking sleek and stylish.



Width **560**
Depth **575**
Height **870**
Seat width **490**
Seat depth **445**
Seat height **450**
Back width **470**
Back height **450**



Faux
Leather

Code
BARI100C1

Arm type
Fixed arms

RRP
£439



2
Years

Derby

The Derby visitors chair is an ideal solution for any professional environment, in a black faux leather finish with mesh side panels to aid ventilation throughout the working day. The waterfall seat and contoured back provide top ergonomic support, easing stress at crucial points.

Width **630**
Depth **550**
Height **950**
Seat width **470**
Seat depth **450**
Seat height **470**
Back width **430**
Back height **530**

Faux
Leather**Code****DER100C1-BLK****Arm type**

Fixed arms

RRP**£374**1
Year

Noble

The Noble visitors chair is designed for comfort with a look that would fit any office or conference room. The high back and thick padding covered in soft and supple faux leather and white stitching detail looks great with the padded fixed arms featuring black trim to match the chrome cantilever base.

Width **640**
Depth **710**
Height **1200**
Seat width **500**
Seat depth **520**
Seat height **510**
Back width **500**
Back height **740**

Faux
Leather**Code****NBO100C1****Arm type**

Fixed arms

RRP**£289**



Cavalier

The Cavalier visitors chair will make a stunning addition to any conference room or waiting area. The soft, supple leather faced chair is carefully stitched and tufted for plush comfort, which is enhanced by the black cantilever frame and matching fixed arms for a classic feel.

Width **630**
Depth **610**
Height **1010**
Seat width **520**
Seat depth **460**
Seat height **470**
Back width **495**
Back height **605**



Faux
Leather

Code
CAV100C1

Arm type
Fixed arms

RRP
£218



Bruges

The cool, contemporary Bruges meeting chair is durably constructed for long-term enjoyment and comfort. They have plush faux leather faced half backs and seats which are held firmly in place by a chrome cantilever support system and upholstered armrests for added comfort.

Width **570**
Depth **580**
Height **780**
Seat width **485**
Seat depth **345**
Seat height **445**
Back width **480**
Back height **295**



Faux
Leather

Code
BRU100C1

Description
Fixed arms

RRP
£532



Sold in
Multiples



1
Year

Essen

Essen's chrome cantilever frame and leather faced seat and back offers a sophisticated style with a hint of retro. Available in black or grey with matching padded arms, the smoothly shaped seat and back gently cradle and support the body, providing lateral and lumbar support when in use.



Width **555**
Depth **605**
Height **885**
Seat width **480**
Seat depth **430**
Seat height **460**
Back width **480**
Back height **470**



Black faux
Leather
K



Grey faux
Leather
G



Stackable

Code
ESS100S2

Description
Fixed arms

RRP
£245

1
Year

Solaris

The Solaris mesh back visitors chair has a stylish injection moulded back with breathable mesh and a sculptured lumbar adjustment, which allows the user to sit with optimal comfort and personalised support. Its ergonomic design can increase energy and improve productivity.

Width **650**
Depth **600**
Height **920**
Seat width **490**
Seat depth **500**
Seat height **470**
Back width **480**
Back height **520**



Black air mesh seat
with black mesh back



Code
SOL100C1-K

Arm type
Fixed arms

RRP
£205






Jonas

Create a comfortable, yet functional visitor area without breaking the bank with the Jonas visitors chair. Jonas offers a stylish back design and comes with fixed arms and a chrome base as standard. The mesh back allows air flow to the users back throughout long meetings.

Width **570**
Depth **550**
Height **930**
Seat width **490**
Seat depth **490**
Seat height **420**
Back width **440**
Back height **490**



Black fabric seat with
black mesh back

Code
JNS100C1-K

Arm type
Fixed arms


RRP
£198



Toto

The Toto visitors chair provides the perfect seating for visitors to the office with its gently curved backrest and comfortable soft moulded foam. Ideal for use in meeting spaces and training rooms, it features a chrome cantilever frame and the mesh back is designed to keep the user cool and relaxed.

Width **610**
Depth **550**
Height **950**
Seat width **475**
Seat depth **460**
Seat height **420**
Back width **440**
Back height **510**



Black fabric seat with
black mesh back

Code
TOT100C1-K

Arm type
Fixed arms

RRP
£198



CANTILEVER CHAIRS

MEETING & VISITOR SEATING



“Leather, fabric and mesh back chairs”

Multi-Purpose Chairs

Depending on your requirements, multi-purpose chairs can serve many different purposes, offering a flexible solution when seating is required for various areas in the workspace. Not all companies have formal canteens and breakout spaces, but all companies need to get people away from their desks, so multi-purpose furniture provides the ideal solution for informal spaces within the office.



Fabric options



Available
now



Frame Styles



Chrome
4 leg



Black
4 leg



Wooden
4 leg



Wooden
pyramid



Chrome
sled



Bench
frame



Coda
page 314



Prague
page 314



Dart
page 315



Tamar
page 315



Taurus Fabric
page 316



Taurus Plastic
page 317



Taurus Mesh
page 318



Taurus Wood
page 318



Fundamental
page 319



Harmony
page 320



Strut
page 321



Quavo
page 322



Verve
page 322



Gecko
page 323



Sienna
page 323



Coda

Coda is a general use conference room or meeting chair with a chrome frame and padded seat cushions that combine comfort with long lasting durability. With its classic and simple yet stylish, practical design, Coda is suitable for all high traffic areas.

EN 12520



Width **580** (No arms **490**)
Depth **570**
Height **930**
Seat width **440**
Seat depth **470**
Seat height **480**
Back width **450**
Back height **380**



Black
BLK



Blue
BLU



Stackable

Code	Arm type	RRP	Band A	Band B	Band C	Band D	Band E
COD100H	No arms	£162	£175	£191	£202	£218	£250
COD101H	Fixed arms	£193	£202	£218	£234	£250	£287



Prague

The Prague chair's sleek curves, combined with a modern aesthetic, make it the perfect addition to any office space. Due to the laminated bent wood frame and clear hard wearing lacquer, you can rest assured that these meeting chairs are built to handle constant, everyday use.



Width **530** (No arms **390**)
Depth **560**
Height **820**
Seat width **460**
Seat depth **470**
Seat height **450**
Back width **465**
Back height **230**



Blue
B



Charcoal
C



Stackable

Code	Arm type	RRP
PRA50001	Fixed arms	£200
PRA50002	No arms	£183





Dart

Dart's beech stackable frame provides robust seating whilst maintaining the traditional feel of a wooden meeting chair. The contoured half back meeting chairs are the perfect combination of style, strength and extra comfort, with a beech laminate frame that is classic in design and a rich selection of fabric options available.

Width **520**
Depth **600**
Height **850**
Seat width **450**
Seat depth **510**
Seat height **460**
Back width **390**
Back height **320**



Stackable



Code

DAR50001
DAR50004

Arm type

No arms
Fixed arms

Band A

£227
£227

Band B

£242
£242

Band C

£272
£272

Band D

£295
£295

Band E

£324
£324



Tamar

Elegant yet simple in its design, Tamar uses a laminated beech veneer frame to create the perfect traditional conference, meeting or waiting chair. The wide seats, optional armrests, generous padding and full back provide extra comfort to clients and employees in addition to complementing the existing colour scheme. BS EN 1022:2018 & BS EN 16139:2013

Width **580**
Depth **540**
Height **820**
Seat width **500**
Seat depth **470**
Seat height **460**
Back width **500**
Back height **480**



Stackable



Code

TAM50001
TAM50004

Arm type

No arms
Fixed arms

Band A

£331
£340

Band B

£347
£355

Band C

£361
£368

Band D

£378
£384

Band E

£415
£420





Taurus Fabric

Taurus stacking chairs offer an attractively sleek and comfortable seating solution for any office meeting room or educational establishment. With a black or chrome frame, Taurus has contoured cushions which provide excellent support, with an easy to fit chair link available to connect chair frames.

Width **530** (With arms **640**, Tablet **590**)

Depth **540**

Height **835**

Seat width **470**

Seat depth **440**

Seat height **450**

Back width **460**

Back height **340**



Black frame

Code	Description	RRP	Band A	Band B	Band C	Band D	Band E
TAU40002	No arms	£86	£114	£130	£145	£168	£196
TAU40003	Fixed arms	£145	£168	£181	£196	£218	£247
TAU40004	Writing tablet	£179	£188	£204	£218	£240	£271

Chrome frame

Code	Description	RRP	Band A	Band B	Band C	Band D	Band E
TAU40005	No arms	£88	£130	£145	£159	£181	£226
TAU40006	Fixed arms	£147	£181	£196	£209	£233	£263
TAU40007	Writing tablet	£182	£204	£218	£233	£254	£287



Stackable



TAULINK Linking bracket **£28**



Taurus Fabric Bench

Taurus bench seating units in 2, 3 & 4 seater options are both economical and robust, ideal for waiting rooms, educational environments, offices, retail and hospitals. Tandem seating provides design continuity in any space and are available in a wide range of fabric choices to complement any setting.

Width **1000** (3 wide **1450**, 4 wide **1900**)

Depth **600**

Height **760**

Seat width **470**

Seat depth **440**

Seat height **450**

Back width **460**

Back height **340**



Code	Description	Band A	Band B	Band C	Band D	Band E
TAU-U-B2	Bench with 2 seats	£419	£433	£444	£457	£506
TAU-U-B3	Bench with 3 seats	£530	£544	£569	£605	£653
TAU-U-B3T	Bench with 2 seats and table	£555	£569	£593	£617	£666
TAU-U-B4	Bench with 4 seats	£740	£765	£789	£827	£887
TAU-U-B4T	Bench with 3 seats and table	£765	£789	£814	£852	£911





Taurus Plastic

With its slim and stylish profile, Taurus plastic back chairs in blue and black are perfect for today's lighter, more flexible office aesthetic. The polyurathene moulded seat and back and wooden versions of this best-selling chair offer versatility and poise, with an easy to fit chair link available.

Width **530** (With arms **640**, Tablet **590**)
 Depth **540**
 Height **835**
 Seat width **470**
 Seat depth **440**
 Seat height **450**
 Back width **460**
 Back height **340**



Stackable



TAULINK Linking bracket £28


Code	Arm type	RRP
TAU40002	No arms	£86
TAU40003	Fixed arms	£145
TAU40004	Writing tablet	£179



Taurus Plastic Bench

Taurus bench seating provides flex-back comfort with beam-mounted convenience that encourages movement and relaxation. The back curves to support the user and the contoured seat dissipates pressure points, offering the perfect combination of good looks, easy maintenance and affordability.

Width **1000** (3 wide **1450**, 4 wide **1900**)
 Depth **600**
 Height **760**
 Seat width **470**
 Seat depth **440**
 Seat height **450**
 Back width **460**
 Back height **340**



Code	Description	RRP
TAU-P-B2	Bench with 2 seats	£341
TAU-P-B3	Bench with 3 seats	£416
TAU-P-B3T	Bench with 2 seats and table	£457
TAU-P-B4	Bench with 4 seats	£556
TAU-P-B4T	Bench with 3 seats and table	£615






Taurus Mesh

The Taurus mesh back variant is a versatile multi-purpose chair that adds refined, contemporary appeal just about anywhere its put to work. The black frame, black fabric seat, and black mesh back provides a simple, classic look that allows you lock in the style that suits your décor.

Width **530** (With arms **640**, Tablet **590**)
 Depth **540**
 Height **835**
 Seat width **470**
 Seat depth **440**
 Seat height **450**
 Back width **460**
 Back height **340**



Black fabric seat with black mesh back



Stackable



TAULINK Linking bracket **£28**

Code	Arm type	RRP
TAUMK	No arms	£99
TAUMA	Fixed arms	£193
TAUMKW	Writing tablet	£209



Taurus Wood

From the training room to the office canteen and waiting spaces, the Taurus wooden chair is ideal as a multi-functional work chair. A sturdy frame in chrome and elegant beech seat and back combine with an essential design, and it will even stack up to save space when not in use.

Width **530** (With arms **640**, Tablet **590**)
 Depth **540**
 Height **835**
 Seat width **470**
 Seat depth **440**
 Seat height **450**
 Back width **460**
 Back height **340**



Beech



Stackable



TAULINK Linking bracket **£28**

Code	Arm type	RRP
TAU40005-W	No arms	£115
TAU40006-W	Fixed arms	£174
TAU40007-W	Writing tablet	£210



3
Years

Fundamental

Fundamental is an economical and practical wooden chair that is ideal for office breakout rooms and dining areas. Fundamental has a simple yet modern design that creates a distinctive effect of lightness and elegance, offering additional comfort whilst employees dine and gather.



Width **530**
Depth **560**
Height **870**
Seat width **530**
Seat depth **560**
Seat height **450**
Back width **350**
Back height **430**



Beech



Stackable

Code
CH2012-B

Description
Beech seat & back

RRP
£150

3
Years

Fundamental Upholstered

Fundamental multi-purpose chairs are also available with an upholstered seat or fully upholstered, making them extremely comfortable and adaptable to any environment. The durable chrome frame and contoured back promote healthy posture and can be stacked for space-efficient storage.



Width **530**
Depth **560**
Height **870**
Seat width **530**
Seat depth **560**
Seat height **450**
Back width **350**
Back height **430**



Beech

Fabric
Seat

Stackable

Code
CH2012-BUS
CH2012-F

Description
Beech back & upholstered seat
Fully upholstered

	Band A	Band B	Band C	Band D	Band E
CH2012-BUS	£171	£188	£200	£211	£235
CH2012-F	£185	£199	£211	£226	£244



1
Year

Harmony

From rich hues to subtle neutral colours, the Harmony chair collection will transform any space with sled and 4 leg frames available in chrome and a selection of colourful, moulded chair shells that are strong, durable, easy to clean and stylish, ideal for contract and retail settings.

Width 550
Depth 520
Height 830
Seat width 550
Seat depth 520
Seat height 480
Back width 550
Back height 350



Black
K



Blue
BL



Grey
GR



Orange
OR

Code
HRM504C
HRM504K

Description
Chrome 4 leg
Black 4 leg

RRP
£190
£190

1
Year

Harmony upholstered

Harmony is a high-density stacking chair that is visually pleasing, with the added layer of comfort of a fully upholstered seat pad in a variety of fabric options for a perfect match of style, comfort and functionality. Mobility options make reconfigurability of any space effortless to support flexible landscapes.

Width 550
Depth 520
Height 830
Seat width 550
Seat depth 520
Seat height 480
Back width 550
Back height 350



Black
K



Blue
BL



Grey
GR



Orange
OR



Fabric
Seat

Code
HRM504C
HRM504K

Description
Chrome 4 leg
Black 4 leg

Band A	Band B	Band C	Band D	Band E
£250	£270	£290	£310	£350
£250	£270	£290	£310	£350




Please add shell colour followed by **SP** when ordering
e.g. **HRM504C-BL-SP**

2
Years

Strut

A simple design with a chic edge, the Strut family of multi-purpose chairs offer a solution for a variety of environments. Multiple base options and numerous vibrant shell colours make Strut the perfect, customisable choice for café and dining environments, or meeting spaces.

Width **450** (Sled **480**)
Depth **510** (Sled **530**)
Height **850**
Seat width **440**
Seat depth **380**
Seat height **450**
Back width **400**
Back height **380**



Code	Description	RRP
STR501C	Chrome sled frame	£235
STR502C	Chrome 4 leg frame	£235
STR504W	Natural oak frame	£248




2
Years

Strut upholstered

The deluxe Strut chair is a picture of elegance whilst providing you with a superb comfortable seat to complement the multi-coloured plastic back options. including a back rest. Versatile in appearance and function with 4 frame styles, these sleek chairs are both easy on the eye and easy on the body.

Width **450** (Sled **480**)
Depth **510** (Sled **530**)
Height **850**
Seat width **440**
Seat depth **380**
Seat height **450**
Back width **400**
Back height **380**



Code	Description	Band A	Band B	Band C	Band D	Band E
STR501C	Chrome sled frame	£284	£295	£307	£318	£330
STR502C	Chrome 4 leg frame	£284	£295	£307	£318	£330
STR504W	Natural oak frame	£296	£308	£320	£331	£343




Please add shell colour followed by **SP** when ordering
e.g. **STR504W-WH-SP**

1
Year

Quavo

In collaborative spaces, chairs are always being moved. That's why the lightweight and portable Quavo chair is such a fitting addition to the places people gather. Quavo is a multi-purpose chair that is made for any office environment, with a mesh back, fabric seat and a sled frame.

Width **420**
Depth **550**
Height **855**
Seat width **415**
Seat depth **465**
Seat height **450**
Back width **445**
Back height **390**



Black fabric seat with
black mesh back



Stackable

Sold in
Multiples

Code
QVO40005-K

Description
Sled frame

RRP
£592

5
Years

Verve

The Verve family of chairs celebrates comfort, colour and design in sled frame, sled frame with arms and 4 leg styles. With a contoured shape that provides comfort all day long, Verve allows for combinations of different vibrant shell colours, frame and leg options to give personality and character to any space around a meeting table, in a dining area or a conference room.

Width **520**
Depth **510**
Height **810**
Seat width **420**
Seat depth **440**
Seat height **450**
Back width **420**
Back height **360**



Black
K

Blue
BL



Stackable

Code
VRV501C
VRV504C

Description
Chrome sled
Chrome 4 leg

RRP
£205
£233





Gecko

The stylish Gecko dining chairs and stools have a turtle shell design which is designed for maximum comfort and durability due to the easy clean curvaceous shape. Gecko seating is available in a multitude of colour options to complement the white seat, for a fun and easy match with any decorating style.

Width **550**
Depth **520**
Height **830**
Seat width **440**
Seat depth **520**
Seat height **480**
Back width **410**
Back height **400**



Anthracite
AN



Blue
BL



Orange
OR



Red
RE

Code
CH8301

Description
Chrome 4 leg

RRP
£276



Sienna

Sienna is a moulded plastic dining chair and stool collection which is a fantastic contemporary choice and would make a stylish addition to any dining facility or café. The curved retro design is available with a chrome frame and is a practical and durable choice due to the easy clean curvaceous surface.

Width **455**
Depth **500**
Height **830**
Seat width **455**
Seat depth **500**
Seat height **475**
Back width **460**
Back height **420**



Black
K



Blue
BL



Grey
G



Orange
OR



Sold in
Multiples

Code
SIE50001

Description
Chrome 4 leg

RRP
£479



Multi-Purpose Stools

Our range of stools have been designed to make people feel welcome and comfortable when relaxing, during informal meetings, or waiting in an inspiring and comfortable environment. Bringing a timeless style to the workplace where design and unparalleled quality meet, stools encourage your back to have an upright posture which reduces the chances of back pains and injuries related to seating.



Fabric options



Available
now



Frame Styles



Wooden
4 leg



Chrome
4 leg



Chrome
sled



Wooden
pyramid



Remy
page 326



Roscoe
page 327



Fundamental
page 328



Harmony
page 329



Strut
page 330



Gecko
page 331



Sienna
page 331



Remy wooden legs

Remy is high full upholstered high stool with gentle moulded curves that invites people to sit and gather for casual conversations. Arm and armless models are available in multiple wood frame finishes with supporting footrests for added comfort, making it a perfect choice for every area of the office.

Width **410**
Depth **470**
Height **940**
Seat width **410**
Seat depth **380**
Seat height **770**
Back width **390**
Back height **190**



Black
Frame **K**



Oak
Frame **O**



White
Frame **WH**



Code	Description	Band A	Band B	Band C	Band D	Band E
REM-HS	No arms	£638	£667	£696	£725	£754
REM-HSA	Fixed arms	£725	£754	£783	£811	£842



Remy metal legs

Versatile with a contemporary design that offers new heights of luxury and value, the Remy fully upholstered stool provides a superb, comfortable seat including a back rest, with a chrome sled frame that is a strong core for the stool. And the framework includes a stylish square footrest, allowing you to relax further.

Width **460**
Depth **470**
Height **940**
Seat width **410**
Seat depth **380**
Seat height **770**
Back width **390**
Back height **190**



Code	Description	Band A	Band B	Band C	Band D	Band E
REM-HS-CS	No arms	£435	£464	£494	£522	£580
REM-HSA-CS	Fixed arms	£522	£551	£580	£609	£667





Roscoe wooden legs

The Roscoe high stool collection is a multi-tasker with a chic aesthetic that sets a new bar for plastic seating with an ingeniously simple design allows the back to flex, which encourages movement and relaxation. The wooden 4 leg option with supporting footrest enables the best stability and comfort.

Width **530**
Depth **480**
Height **1100**
Seat width **430**
Seat depth **370**
Seat height **760**
Back width **450**
Back height **340**



Charcoal
Grey **CG**



Ice Blue
IB



Sandy
Beech **SB**



Warm
Yellow **WY**



Seat pad

Code	Description	RRP
ROS01-HS	No arms	£580
ROS01-HSA	Fixed arms	£625

Seat pad Code	Description	Band A	Band B	Band C	Band D	Band E
ROS01-HS-SP	No arms	£638	£667	£696	£725	£754
ROS01-HSA-SP	Fixed arms	£696	£725	£754	£783	£811



Roscoe metal legs

Roscoe's tapered contours and curved seat and back design deliver a refined aesthetic that is built for long-lasting function. Choose from 4 designer colors with coordinating matching arms, with or without seat pad, making them ideal for cafes, office kitchens, dining halls - anywhere elegant, durable seating is needed.

Width **530**
Depth **480**
Height **1100**
Seat width **430**
Seat depth **370**
Seat height **760**
Back width **450**
Back height **340**



Charcoal
Grey **CG**



Ice Blue
IB



Sandy
Beech **SB**



Warm
Yellow **WY**



Seat pad

Code	Description	RRP
ROS02-HS	No arms	£315
ROS02-HSA	Fixed arms	£350

Seat pad Code	Description	Band A	Band B	Band C	Band D	Band E
ROS02-HS-SP	No arms	£378	£407	£435	£464	£494
ROS02-HSA-SP	Fixed arms	£407	£435	£464	£494	£522





Fundamental

Fundamental is an economical and practical wooden stool that is ideal for office breakout rooms and dining areas. Fundamental has a simple yet modern design that creates a distinctive effect of lightness and elegance, offering additional comfort whilst employees dine and gather.

Width **515**
Depth **550**
Height **1050**
Seat width **515**
Seat depth **550**
Seat height **750**
Back width **350**
Back height **430**



Beech

Code	Description	RRP
HS2010-B	Beech seat & back	£196



Fundamental Upholstered

Fundamental multi-purpose stools are also available with an upholstered seat or fully upholstered, making them extremely comfortable and adaptable to any environment. The durable chrome frame and contoured back promote healthy posture, bringing a timeless style to the workplace.

Width **515**
Depth **550**
Height **1050**
Seat width **515**
Seat depth **550**
Seat height **750**
Back width **350**
Back height **430**



Beech
back



Fabric
Seat

Code	Description	Band A	Band B	Band C	Band D	Band E
HS2010-BUS	Beech back & upholstered seat	£217	£231	£244	£257	£272
HS2010-F	Fully upholstered	£231	£244	£257	£272	£287



1
Year

Harmony

From rich hues to subtle neutral colours, the Harmony stool collection will transform any space with sled frames available in chrome and a selection of colourful, moulded chair shells that are strong, durable, easy to clean and stylish, ideal for contract and retail settings.

Width **550**
Depth **520**
Height **1160**
Seat width **550**
Seat depth **520**
Seat height **800**
Back width **550**
Back height **350**



Black
K



Blue
BL



Grey
GR



Orange
OR

Code
HRM509C

Description
Chrome sled

RRP
£280

1
Year

Harmony Upholstered

Harmony is a multi-purpose stool that is visually pleasing, with the added layer of comfort of a fully upholstered seat pad in a variety of fabric options for a perfect match of style, comfort and functionality. Mobility options make reconfigurability of any space effortless to support flexible landscapes.

Width **550**
Depth **520**
Height **1160**
Seat width **550**
Seat depth **520**
Seat height **800**
Back width **550**
Back height **350**



Black
K



Blue
BL



Grey
GR



Orange
OR



Fabric Seat
SP

Code
HRM509C

Description
Chrome sled

Band A
£375

Band B
£400

Band C
£420

Band D
£440

Band E
£475



Please add shell colour followed by **SP** when ordering
e.g. **HRM509C-GR-SP**

2
Years

Strut

A simple design with a chic edge, the Strut family of multi-purpose stools offer a solution for a variety of environments. Multiple base options and numerous vibrant shell colours make Strut the perfect, customisable choice for café and dining environments, or informal spaces.



Width **450** (Sled **480**)
Depth **510** (Sled **530**)
Height **1060**
Seat width **440**
Seat depth **380**
Seat height **710**
Back width **400**
Back height **380**



Black
K



Grey
GR



Mustard
MU



Navy Blue
NB



Red
RE



White
WH

Code	Description	RRP
STR601C	Chrome sled frame	£288
STR604W	Natural oak frame	£350

2
Years

Strut upholstered

The deluxe Strut stool is a picture of elegance whilst providing you with a superb comfortable seat to complement the multi-coloured plastic back options. Including a back rest. Versatile in appearance and function with 3 frame styles, these sleek stools are both easy on the eye and easy on the body.



Width **450** (Sled **480**)
Depth **510** (Sled **530**)
Height **1060**
Seat width **440**
Seat depth **380**
Seat height **710**
Back width **400**
Back height **380**



Black
K



Grey
GR



Mustard
MU



Navy Blue
NB



Red
RE



White
WH



Fabric Seat
SP

Code	Description	Band A	Band B	Band C	Band D	Band E
STR601C	Chrome sled frame	£346	£359	£369	£382	£393
STR604W	Natural oak frame	£397	£410	£420	£433	£444



Please add shell colour followed by **SP** when ordering
e.g. **STR601C-WH-SP**



Gecko

The stylish Gecko dining chairs and stools have a turtle shell design which is designed for maximum comfort and durability due to the easy clean curvaceous shape. Gecko seating is available in a multitude of colour options to complement the white seat, for a fun and easy match with any decorating style.



Width **510**
Depth **510**
Height **1120**
Seat width **510**
Seat depth **510**
Seat height **800**
Back width **410**
Back height **400**



Anthracite
AN



Blue
BL



Orange
OR



Red
RE

Code
HS8301

Arm type
No arms

RRP
£385



Sienna

Sienna is a moulded plastic dining chair and stool collection which is a fantastic contemporary choice and would make a stylish addition to any dining facility or café. The curved retro design is available with a chrome frame and is a practical and durable choice due to the easy clean curvaceous surface.



Width **455**
Depth **500**
Height **1140**
Seat width **455**
Seat depth **500**
Seat height **785**
Back width **460**
Back height **420**



Black
K



Blue
BL



Grey
G



Orange
OR



Sold in
Multiples

Code
SIE50009

Description
Pack of 2 stools

RRP
£434



Seating Families

Everybody deserves a good office chair which has the movement and positioning capabilities to enable people to sit comfortably, whilst at the same time encouraging productivity by seamlessly supporting the body during work activities. That means combining the right ergonomic design and advanced functionality for optimum flexibility and comfort, in addition to selecting the customer's individual choice of chair fabric that coordinates with the interior design style or corporate branding.



Fabric options



Fabric bands
A, B, C, D, E



Tegan
page 334



Senza
page 338



Jota
page 342



Altino
page 346



Solus
page 350



Tuba
page 354



Suzi
page 358



Santana
page 362

Tegan



Accreditations



Product
guarantee



Manufactured
in the UK



EN1335-1:2000
EN1335-2:2009

Fabrics



Fabric bands
A, B, C, D, E

About

Tegan is an ergonomic and sophisticated seating solution that provides exceptional comfort throughout the working day, whether you are located in the main office or a meeting room. Tegan offers a breathable mesh or fully upholstered back option as an operator chair, 4 leg meeting chair or cantilever frame visitors chair, all with a contoured padded seat and an infinite variety of fabrics to suit every design direction.



Fabric or mesh back chairs are complemented by a selection of 2D & 3D arm options

Ideal for working at a desk with a choice of synchro or PCB mechanisms

Ergonomically designed mesh back with stylish frame and integrated lumbar

Support a wide range of body types comfortably encouraging healthy postures

Range available with 5 star bases, 4 leg and cantilever frames

Mesh

Synchro operators chair

**Fabric**

Synchro operators chair

**Mesh**

PCB operators chair

**Fabric**

PCB operators chair



Synchro back with user weight tension control and anti shock back

Permanent contact back lockable in any position

Fabric bands

Code	A	B	C	D	E
TGM20-000 No arms	£364	£375	£387	£398	£421
TGM21-000 2D arms	£421	£434	£445	£457	£481
TGM22-000 3D arms	£445	£457	£468	£481	£504

Fabric bands

Code	A	B	C	D	E
TGF20-000 No arms	£305	£317	£328	£341	£364
TGF21-000 2D arms	£364	£375	£387	£398	£421
TGF22-000 3D arms	£387	£398	£411	£421	£445

WITH HEADREST

TGFH22-000 3D arms	£452	£463	£475	£486	£509
------------------------------	------	------	------	------	------

Fabric bands

Code	A	B	C	D	E
TGM10-000 No arms	£305	£317	£328	£341	£364
TGM11-000 2D arms	£364	£375	£387	£398	£421
TGM12-000 3D arms	£387	£398	£411	£421	£445

Fabric bands

Code	A	B	C	D	E
TGF10-000 No arms	£247	£258	£271	£281	£305
TGF11-000 2D arms	£305	£317	£328	£341	£364
TGF12-000 3D arms	£328	£341	£351	£364	£387

WITH HEADREST

TGFH12-000 3D arms	£393	£405	£416	£429	£452
------------------------------	------	------	------	------	------

DIMENSIONS

Overall width **680**
Overall depth **590**
Overall height **1005-1130**
Seat width **480**
Seat depth **475**
Seat height **480-605**
Back width **470**
Back height **525**

DIMENSIONS

Overall width **680**
Overall depth **590**
Overall height **1005-1130** (headrest **1220-1345**)
Seat width **480**
Seat depth **475**
Seat height **480-605**
Back width **470**
Back height **525**

DIMENSIONS

Overall width **680**
Overall depth **590**
Overall height **1005-1130**
Seat width **480**
Seat depth **475**
Seat height **480-605**
Back width **470**
Back height **525**

DIMENSIONS

Overall width **680**
Overall depth **590**
Overall height **1005-1130** (headrest **1220-1345**)
Seat width **480**
Seat depth **475**
Seat height **480-605**
Back width **470**
Back height **525**

MECHANISMS

Gas lift adjustment
Back rake adjustment
Back height ratchet adjustment
Back tilt with 5 locking positions
Anti shock back
User weight tension control

MECHANISMS

Gas lift adjustment
Back rake adjustment
Back height ratchet adjustment
Back tilt with 5 locking positions
Anti shock back
User weight tension control
Optional adjustable headrest

MECHANISMS

Gas lift adjustment
Back rake adjustment
Back height adjustment
Back lockable in any position

MECHANISMS

Gas lift adjustment
Back rake adjustment
Back height adjustment by hand wheel
Back lockable in any position
Optional adjustable headrest

EXTRAS**2D arms**

Height adjustable 70mm
Arm pad movement front to back

**3D arms**

Height adjustable 105mm
Arm movement front to back & rotation +/- 20°

Lumbar support **(-00L + £32)**Seat slide **(-050 + £43)**Chrome base **(-C00 + £53)**Combine any options eg. **TGF20-C0L** Chrome base & Lumbar **+£85**

Mesh

4 leg meeting chair

Fabric

4 leg meeting chair

Mesh

Cantilever meeting chair

Fabric

Cantilever meeting chair



25mm diameter legs with nylon feet

25mm diameter cantilever frame with glides

Code	Fabric bands				
	A	B	C	D	E
TGM200 Fixed arms	£375	£387	£398	£411	£421

Code	Fabric bands				
	A	B	C	D	E
TGF200 Fixed arms	£341	£351	£364	£375	£387

Code	Fabric bands				
	A	B	C	D	E
TGM100 Fixed arms	£328	£341	£351	£364	£375

Code	Fabric bands				
	A	B	C	D	E
TGF100 Fixed arms	£294	£305	£317	£328	£341

DIMENSIONS

Overall width **640**
Overall depth **550**
Overall height **930**
Seat width **420**
Seat depth **460**
Seat height **470**
Back width **440**
Back height **550**

FEATURES

25mm diameter frame
Nylon feet
Fixed arm rest

DIMENSIONS

Overall width **640**
Overall depth **550**
Overall height **930**
Seat width **420**
Seat depth **460**
Seat height **470**
Back width **440**
Back height **550**

FEATURES

25mm diameter frame
Nylon feet
Fixed arm rest

DIMENSIONS

Overall width **640**
Overall depth **550**
Overall height **930**
Seat width **420**
Seat depth **460**
Seat height **470**
Back width **440**
Back height **550**

FEATURES

25mm diameter frame
Glides on frame
Fixed arm rest

DIMENSIONS

Overall width **640**
Overall depth **550**
Overall height **930**
Seat width **420**
Seat depth **460**
Seat height **470**
Back width **440**
Back height **550**

FEATURES

25mm diameter frame
Glides on frame
Fixed arm rest

Senza



Accreditations



Product
guarantee



Designed &
manufactured



EN1335-1:2000
EN1335-2:2009
BS 5459-2:2000+A2:2008

Fabrics



Fabric bands
A, B, C, D, E

About

Comfort, reliability and affordability are the key attributes of the Senza operator and visitor chairs, with their curvaceous profile and vast array of options that deliver style as well as substance. Equipped with ergonomic features, a high back, extra high back and mesh back options together with draughtsman and visitor chairs, this seating family easily provides the comfort needed for a long day at work.



Ideal for working at a desk or a computer providing maximum support

Choose your back style and mechanism to support the way you work

Available with no arms, fixed arms, height adjustable arms or adjustable folding arms

CMHR high resilience, flexible foam seats for enhanced comfort

Perfect for training rooms, conference suites and waiting rooms

Ergo

24hr ergonomic chair



Lumbar support, seat tilt & chrome base as standard

XL

Asynchro



Back height 590mm

High

Asynchro



Back height 500mm

Mesh

Asynchro



Back height 570mm

Fabric bands					
Code	A	B	C	D	E
SXERGOA PCB	£451	£463	£480	£501	£569
SXERGOB Asynchro	£480	£487	£511	£542	£612

Fabric bands					
Code	A	B	C	D	E
SX40-000 No arms	£331	£347	£361	£397	£445
SX43-000 Fixed arms	£355	£368	£384	£419	£468
SX44-000 Adjustable arms	£391	£408	£419	£458	£506
SX46-000 Folding arms	£413	£429	£443	£480	£529

Fabric bands					
Code	A	B	C	D	E
SH40-000 No arms	£300	£318	£331	£368	£415
SH43-000 Fixed arms	£324	£340	£355	£391	£437
SH44-000 Adjustable arms	£368	£384	£397	£436	£483
SH46-000 Folding arms	£384	£397	£413	£451	£501

Fabric bands					
Code	A	B	C	D	E
SM40-000 No arms	£337	£362	£387	£413	£438
SM43-000 Fixed arms	£367	£393	£418	£444	£472
SM44-000 Adjustable arms	£398	£427	£452	£477	£503
SM46-000 Folding arms	£427	£463	£488	£515	£542

DIMENSIONS

Overall width **680**
Overall depth **650**
Overall height **1120-1250**
Seat width **520**
Seat depth **500**
Seat height **540-670**
Back width **590**
Back height **590**

MECHANISMS

Back rake adjustment
Back height ratchet adjustment
Weight tension control
Lumbar support
Seat depth adjustment
Independent seat tilt adjustment (SXERGOA only)

DIMENSIONS

Overall width **680**
Overall depth **650**
Overall height **1050-1180**
Seat width **520**
Seat depth **500**
Seat height **540-670**
Back width **480**
Back height **590**

MECHANISMS

Gas lift adjustment
Back rake adjustment
Back height ratchet adjustment
Independent seat tilt adjustment

DIMENSIONS

Overall width **680**
Overall depth **650**
Overall height **970-1100**
Seat width **520**
Seat depth **500**
Seat height **470-600**
Back width **450**
Back height **500**

MECHANISMS

Gas lift adjustment
Back rake adjustment
Back height ratchet adjustment
Independent seat tilt adjustment

DIMENSIONS

Overall width **680**
Overall depth **650**
Overall height **1030-1160**
Seat width **520**
Seat depth **500**
Seat height **470-600**
Back width **480**
Back height **570**

MECHANISMS

Gas lift adjustment
Back rake adjustment
Back height ratchet adjustment
Independent seat tilt adjustment

XL, HIGH & MESH ARM OPTIONS



Fixed



Adjustable



Folding

XL, HIGH & MESH EXTRAS



Lumbar support (-00L + £32)



Seat slide (-050 + £32)



Chrome base (-C00 + £43)

Combine any options eg. **SX40-C0L** Chrome base & Lumbar **+£75**

Draughtsman



Chrome footring

Code	Fabric bands				
	A	B	C	D	E
SMD40-000 No arms	£409	£419	£433	£444	£457
SMD43-000 Fixed arms	£432	£443	£456	£467	£481
SMD44-000 Adjustable arms	£455	£466	£479	£489	£502

DIMENSIONS

Overall width **620**
Overall depth **550**
Overall height **1090-1340**
Seat width **480**
Seat depth **460**
Seat height **550-880**
Back height **530**
Back width **460**

MECHANISMS

Gas lift adjustment
Back rake adjustment
Back height adjustment

Visitor



Chrome cantilever frame with arms

Code	Fabric bands				
	A	B	C	D	E
SC00-000 Fixed arms	£403	£414	£428	£438	£463

DIMENSIONS

Overall width **565**
Overall depth **625**
Overall height **900**
Seat width **510**
Seat depth **490**
Seat height **440**
Back width **450**
Back height **495**

DRAUGHTSMAN ARM OPTIONS



Fixed



Adjustable

Jota



Accreditations



Product
guarantee



Designed &
manufactured



EN1335-1:2000
EN1335-2:2009
BS 5459-2:2000+A2:2008

Fabrics



Fabric bands
A, B, C, D, E

About

Jota has a traditional oval shaped back design in a number of sizes with high density seat and back foam for maximum user comfort. With so many adjustable settings in the fabric, mesh, draughtsman and visitor chairs, the Jota seating family offers the ideal configuration for any hard-working professional, eliminating aches and pains associated with improper support.



Ideal for working at a desk or a computer providing maximum support

Choose your back style and mechanism to support the way you work

Available with no arms, fixed arms, height adjustable arms or adjustable folding arms

CMHR high resilience, flexible foam seats for enhanced comfort

Perfect for training rooms, conference suites, offices and waiting rooms

Ergo

24hr ergonomic chair



Lumbar support, seat tilt & chrome base as standard

XXL

XXL back fabric operator chair



Asynchro mech with independent seat tilt

XL

Extra high back fabric operator chair

**Draughtsman**

Fabric/mesh back draughtsman chair



Available with fabric & mesh back

Fabric bands

Code	A	B	C	D	E
JXERGOA PCB	£429	£443	£456	£484	£553
JXERGOB Asynchro	£456	£473	£484	£511	£581

Fabric bands

Code	A	B	C	D	E
JX40-000 No arms	£300	£318	£331	£368	£415
JX43-000 Fixed arms	£324	£340	£355	£391	£437
JX44-000 Adjustable arms	£361	£378	£391	£429	£476
JX46-000 Folding arms	£384	£397	£413	£451	£501

Fabric bands

Code	A	B	C	D	E
JH40-000 No arms	£278	£295	£309	£347	£392
JH43-000 Fixed arms	£300	£318	£331	£368	£415
JH44-000 Adjustable arms	£340	£355	£367	£408	£453
JH46-000 Folding arms	£361	£378	£391	£429	£476

Fabric bands

Code	A	B	C	D	E
FABRIC BACK					
VD20-000 No arms	£242	£256	£272	£309	£356
VD21-000 Fixed arms	£265	£278	£295	£331	£378
VD22-000 Adjustable arms	£295	£309	£324	£361	£409

MESH BACK

Code	A	B	C	D	E
VMD20-000 No arms	£323	£337	£348	£362	£374
VMD21-000 Fixed arms	£384	£395	£410	£420	£435
VMD22-000 Adjustable arms	£413	£427	£438	£452	£463

DIMENSIONS

Overall width **680**
Overall depth **650**
Overall height **1040-1240**
Seat width **520**
Seat depth **500**
Seat height **510-630**
Back width **500**
Back height **590**

MECHANISMS

Gas lift adjustment
Back rake adjustment
Back height ratchet adjustment
Weight tension control
Lumbar support
Seat depth adjustment
Independent seat tilt adjustment (JXERGOA only)

DIMENSIONS

Overall width **680**
Overall depth **650**
Overall height **970-1170**
Seat width **520**
Seat depth **500**
Seat height **440-560**
Back width **480**
Back height **590**

MECHANISMS

Gas lift adjustment
Back rake adjustment
Back height ratchet adjustment
Independent seat tilt adjustment

DIMENSIONS

Overall width **680**
Overall depth **650**
Overall height **940-1140**
Seat width **520**
Seat depth **500**
Seat height **440-560**
Back width **450**
Back height **510**

MECHANISMS

Gas lift adjustment
Back rake adjustment
Back height ratchet adjustment
Independent seat tilt adjustment

DIMENSIONS

Overall width **670**
Overall depth **600**
Overall height **990-1260**
Seat width **470**
Seat depth **450**
Seat height **590-860**
Back width **420**
Back height **400**

MECHANISMS

Gas lift adjustment
Back rake adjustment
Back height adjustment
Folding back rest
Foot ring

XXL & XL ARM OPTIONS

Fixed



Adjustable



Folding

XXL & XL EXTRAS

Lumbar support (-00L + £32)



Seat slide (-050 + £32)



Chrome base (-C00 + £43)

Combine any options eg. **JX40-C0L** Chrome base & Lumbar +£75

High

High back Asynchro/PCB operator chair



Independent seat tilt on VH20-22 only

Medium

Medium back PCB operator chair



Permanent contact back lockable in any position

Mesh

Mesh back operator chair



Visitor

Fabric visitor chair



Frame in black or chrome

	Fabric bands				
Code	A	B	C	D	E
PCB					
VH10-000 No arms	£192	£205	£220	£256	£300
VH11-000 Fixed arms	£211	£227	£242	£278	£324
VH12-000 Adjustable arms	£242	£256	£272	£309	£356

ASYNCHRO					
VH20-000 No arms	£205	£221	£235	£272	£317
VH21-000 Fixed arms	£227	£242	£255	£295	£339
VH22-000 Adjustable arms	£256	£272	£286	£324	£367

DIMENSIONS
Overall width 670
Overall depth 600
Overall height 920-1120
Seat width 470
Seat depth 450
Seat height 440-560
Back width 420
Back height 530

MECHANISMS
Gas lift adjustment
Back rake adjustment
Back height adjustment
Independent seat tilt adjustment (VH20-22 only)

	Fabric bands				
Code	A	B	C	D	E
VM10-000 No arms					
£182	£198	£211	£251	£293	
VM11-000 Fixed arms					
£205	£221	£235	£272	£317	
VM12-000 Adjustable arms					
£235	£251	£265	£300	£346	

DIMENSIONS
Overall width 670
Overall depth 600
Overall height 840-960
Seat width 470
Seat depth 450
Seat height 440-560
Back width 430
Back height 530

MECHANISMS
Gas lift adjustment
Back rake adjustment
Back height adjustment

	Fabric bands				
Code	A	B	C	D	E
VMH10-000 No arms					
£245	£258	£272	£286	£297	
VMH11-000 Fixed arms					
£272	£286	£297	£310	£323	
VMH12-000 Adjustable arms					
£297	£310	£323	£337	£348	

DIMENSIONS
Overall width 670
Overall depth 600
Overall height 870-990
Seat width 470
Seat depth 450
Seat height 440-560
Back width 430
Back height 530

MECHANISMS
Gas lift adjustment
Back rake adjustment
Back height adjustment

	Fabric bands				
Code	A	B	C	D	E
BLACK BASE					
VC00-000 No arms	£242	£256	£272	£309	£356
VC01-000 Fixed arms	£265	£278	£295	£331	£378

CHROME BASE					
VC00-C00 No arms	£285	£298	£314	£351	£398
VC01-C00 Fixed arms	£308	£321	£338	£374	£420

DIMENSIONS
Overall width 670
Overall depth 605
Overall height 880
Seat width 470
Seat depth 450
Seat height 480
Back width 420
Back height 400

HIGH, MEDIUM, MESH & DRAUGHTSMAN ARM OPTIONS



Fixed



Adjustable

HIGH, MEDIUM, MESH & DRAUGHTSMAN EXTRAS



Lumbar support (-00L + £32)



Seat slide (-050 + £32)



Chrome base (-C00 + £43)

Combine any options eg. VH20-C0L Chrome base & Lumbar +£75

Altino



Accreditations



Product
guarantee



Designed &
manufactured



EN1335-1:2000
EN1335-2:2009
BS 5459-2:2000+A2:2008

Fabrics



Fabric bands
A, B, C, D, E

About

With its clean, modern styling, Altino is guaranteed to provide a contemporary feel to any office environment, due to the multi functions and ergonomic design of the chair. The sculptured moulded foam seat combines with the breathable slimline mesh back or fabric back options, to keep users cool and comfortable in any office or meeting environment.



No-nonsense office chair designed to fully support in multiple positions

Breathable, black mesh back or fabric back options to suit all

Available with no arms, fixed arms, or height adjustable arms

CMHR high resilience, flexible foam seats for enhanced comfort

Asynchro mechanism provides free floating back action, lockable seat and back

Ergo

24hr ergonomic chair



Lumbar support, seat slide and chrome base as standard

XL

High back operator chair



Asynchro back with back rake adjustment, independent seat tilt and anti shock back

High

High back asynchro operator chair

**High**

High back PCB operator chair



Permanent contact back lockable in any position

Fabric bands

Code	A	B	C	D	E
AXERGOA PCB	£429	£443	£456	£484	£553
AXERGOB Asynchro	£456	£473	£484	£511	£581

Fabric bands

Code	A	B	C	D	E
LH40-000 No arms	£278	£295	£309	£347	£392
LH43-000 Fixed arms	£300	£318	£331	£368	£415
LH44-000 Adjustable arms	£340	£355	£367	£408	£453
LH46-000 Folding arms	£361	£378	£391	£429	£476

Fabric bands

Code	A	B	C	D	E
TH20-000 No arms	£235	£251	£265	£300	£346
TH21-000 Fixed arms	£256	£272	£286	£324	£367
TH22-000 Adjustable arms	£288	£300	£316	£355	£397

Fabric bands

Code	A	B	C	D	E
TH10-000 No arms	£221	£235	£249	£288	£331
TH11-000 Fixed arms	£242	£256	£272	£309	£356
TH12-000 Adjustable arms	£272	£288	£300	£340	£385

DIMENSIONS

Overall width **680**
Overall depth **650**
Overall height **1060-1180**
Seat width **520**
Seat depth **500**
Seat height **540-670**
Back width **500**
Back height **590**

MECHANISMS

Gas lift adjustment
Back rake adjustment
Back height ratchet adjustment
Weight tension control
Lumbar support
Seat depth adjustment
Independent seat tilt adjustment (AXERGOA only)

DIMENSIONS

Overall width **680**
Overall depth **650**
Overall height **1020-1140**
Seat width **520**
Seat depth **500**
Seat height **440-560**
Back width **450**
Back height **550**

MECHANISMS

Gas lift adjustment
Back rake adjustment
Back height ratchet adjustment
Independent seat tilt adjustment

DIMENSIONS

Overall width **670**
Overall depth **600**
Overall height **990-1110**
Seat width **470**
Seat depth **450**
Seat height **440-560**
Back width **430**
Back height **500**

MECHANISMS

Gas lift adjustment
Back rake adjustment
Back height adjustment
Independent seat tilt adjustment

DIMENSIONS

Overall width **670**
Overall depth **600**
Overall height **990-1110**
Seat width **470**
Seat depth **450**
Seat height **440-560**
Back width **430**
Back height **400**

MECHANISMS

Gas lift adjustment
Back rake adjustment
Back height adjustment

XL ARM OPTIONS

Fixed



Adjustable



Folding

XL EXTRAS

Lumbar support (-00L + £32)



Seat slide (-050 + £32)



Chrome base (-C00 + £43)

Combine any options eg. **LH40-COL** Chrome base & Lumbar +£75

Draughtsman

Mesh back draughtsman chair



Chrome footring

Mesh

3 lever operator chair



Asynchro back with back rake adjustment and independent seat tilt

Mesh

2 lever operator chair



Permanent contact back lockable in any position

Visitor

Cantilever visitor chair



Frame in black or chrome

Fabric bands					
Code	A	B	C	D	E
AHD10-000 No arms	£310	£322	£334	£346	£370
AHD11-000 Fixed arms	£334	£346	£360	£370	£395
AHD12-000 Adjustable arms	£360	£370	£384	£395	£419

Fabric bands					
Code	A	B	C	D	E
AH20-000 No arms	£272	£288	£300	£340	£385
AH21-000 Fixed arms	£295	£309	£324	£361	£409
AH22-000 Adjustable arms	£324	£340	£355	£391	£437

Fabric bands					
Code	A	B	C	D	E
AH10-000 No arms	£256	£272	£288	£324	£367
AH11-000 Fixed arms	£278	£295	£309	£347	£392
AH12-000 Adjustable arms	£309	£324	£340	£378	£420

Fabric bands					
Code	A	B	C	D	E
BLACK BASE					
AC00-000 No arms	£298	£315	£327	£365	£415
AC01-000 Fixed arms	£321	£337	£349	£386	£437

Fabric bands					
Code	A	B	C	D	E
CHROME BASE					
AC00-C00 No arms	£341	£358	£369	£408	£457
AC01-C00 Fixed arms	£363	£379	£392	£429	£480

DIMENSIONS

Overall width 670
Overall depth 600
Overall height 1090-1340
Seat width 470
Seat depth 450
Seat height 550-800
Back width 460
Back height 530

MECHANISMS

Gas lift adjustment
Back rake adjustment
Back height adjustment
Chrome foot ring

DIMENSIONS

Overall width 670
Overall depth 600
Overall height 970-1090
Seat width 470
Seat depth 450
Seat height 440-560
Back width 430
Back height 530

MECHANISMS

Gas lift adjustment
Back rake adjustment
Back height adjustment
Independent seat tilt adjustment

DIMENSIONS

Overall width 670
Overall depth 600
Overall height 970-1090
Seat width 470
Seat depth 450
Seat height 440-560
Back width 430
Back height 530

MECHANISMS

Gas lift adjustment
Back rake adjustment
Back height adjustment

DIMENSIONS

Overall width 670
Overall depth 605
Overall height 880
Seat width 470
Seat depth 450
Seat height 480
Back width 430
Back height 530

HIGH, MESH & DRAUGHTSMAN ARM OPTIONS



Fixed



Adjustable



Folding



Lumbar support (-00L + £32)



Seat slide (-050 + £32)



Chrome base (-C00 + £43)

Combine any options eg. TH12-COL Chrome base & Lumbar +£75

Solus



Accreditations



Product
guarantee



Manufactured
in the UK

Fabrics



Fabric bands
A, B, C, D, E

About

Solus is a multi-purpose seating collection with a subtle elegance that brings a touch of style to any space. The unique, robust designer back and elegant curves will compliment any work environment, and Solus's simplistic tilt mechanism provides exceptional customised support and a high level of comfort without the need for manual adjustment.



Designed exclusively by Martin Ballendat

Next generation office chairs with a natural tilt mechanism for increased comfort

Designer seats available in black and dove grey with padded arm rests

Made to order seat pads available in a multitude of fabric colour options

Fully upholstered seat and plastic back available in black and light grey

Operator

Chair with castors



Black or chrome base

Operator

Chair with glides



Black or chrome base

Draughtsman

Chair with glides



Black footring

Code	Fabric bands				
	A	B	C	D	E
SLS305-K Black base	£387	£398	£413	£438	£452
SLS305-C Chrome base	£438	£452	£463	£488	£503

Code	Fabric bands				
	A	B	C	D	E
SLS300-K Black base	£387	£398	£413	£438	£452
SLS300-C Chrome base	£438	£452	£463	£488	£503

Code	Fabric bands				
	A	B	C	D	E
SLS400-K Black base	£452	£463	£477	£503	£515
SLS400-C Chrome base	£503	£515	£528	£553	£568

DIMENSIONS

Overall width **630**
Overall depth **590**
Overall height **810-900**
Seat width **465**
Seat depth **460**
Seat height **420-510**
Back width **610**
Back height **445**

MECHANISMS

Gas lift adjustment
Tilt rocker
Fixed arms

DIMENSIONS

Overall width **630**
Overall depth **590**
Overall height **810-900**
Seat width **465**
Seat depth **460**
Seat height **420-510**
Back width **610**
Back height **445**

MECHANISMS

Gas lift adjustment
Tilt rocker
Fixed arms
Easy slide glides

DIMENSIONS

Overall width **610**
Overall depth **590**
Overall height **1000-1090**
Seat width **465**
Seat depth **460**
Seat height **600-750**
Back width **610**
Back height **445**

MECHANISMS

Gas lift adjustment
Tilt rocker
Fixed arms
Black footring
Easy slide glides

OPTIONS



Chrome base (C)



Black base (K)



Dove Grey shell (DG)



Black shell (K)

Combine any options eg. **SLS305-C-K** Chrome base & Black shell

Meeting

4 leg chair



Black or chrome legs

	Fabric bands				
Code	A	B	C	D	E
SLS200-K Black base	£374	£387	£398	£427	£438
SLS200-C Chrome base	£398	£413	£427	£452	£463

DIMENSIONS

Overall width **590**
Overall depth **595**
Overall height **900**
Seat width **465**
Seat depth **460**
Seat height **510**
Back width **610**
Back height **445**

FEATURES

Fixed arms

Visitor

Cantilever chair



Black or chrome cantilever frame

	Fabric bands				
Code	A	B	C	D	E
SLS100-K Black base	£374	£387	£398	£427	£438
SLS100-C Chrome base	£398	£413	£427	£452	£463

DIMENSIONS

Overall width **590**
Overall depth **595**
Overall height **900**
Seat width **465**
Seat depth **460**
Seat height **510**
Back width **610**
Back height **445**

FEATURES

Fixed arms



Chrome base **(C)**



Black base **(K)**



Dove Grey shell **(DG)**



Black shell **(K)**

Combine any options eg. **SLS100-K-DG** Chrome base & Black shell

Tuba



Accreditations



Product
guarantee



Designed &
manufactured



EN16139:2013

Fabrics



Fabric bands
A, B, C, D, E

About

Tuba is handsomely upholstered conference room chair that looks as luxurious as it feels. The fully upholstered seat is available with a full back, half back or a half mesh back, with 4 leg, swivel pyramid base or cantilever frame options, so Tuba will bring the perfect blend of comfort and style to any boardroom, meeting room, conference use or visitor seating.



Conference and meeting room chairs with comfortable, stylish, inviting curves

Different frame options with cantilever, pyramid and 4 leg variants, with padded arm rests

Multitude of fabric options available to complement the chrome or black frames

CMHR high resilience, flexible foam seats for enhanced comfort

Comfortable, stylish conference chair with upholstered seat and half back

Black cantilever

Fixed arms



Code	Fabric bands				
	A	B	C	D	E
HALF UPHOLSTERED BACK					
TUB100C1-K	£300	£318	£331	£368	£415
FULLY UPHOLSTERED BACK					
TUB200C1-K	£347	£361	£378	£413	£458
HALF MESH BACK					
TUB300C1-K	£315	£331	£344	£383	£429

DIMENSIONS
Overall width 550
Overall depth 620
Overall height 845 (Full back 930)
Seat width 500
Seat depth 460
Seat height 440
Back width 440
Back height 330 (Full back 550)

FEATURES
Fixed arms with cushioned pads
Stackable

Chrome cantilever

Fixed arms



Code	Fabric bands				
	A	B	C	D	E
HALF UPHOLSTERED BACK					
TUB100C1-C	£300	£318	£331	£368	£415
FULLY UPHOLSTERED BACK					
TUB200C1-C	£347	£361	£378	£413	£458
HALF MESH BACK					
TUB300C1-C	£315	£331	£344	£383	£429

DIMENSIONS
Overall width 550
Overall depth 620
Overall height 845 (Full back 930)
Seat width 500
Seat depth 460
Seat height 440
Back width 440
Back height 330 (Full back 550)

FEATURES
Fixed arms with cushioned pads
Stackable

Black 4 leg

Fixed arms



Code	Fabric bands				
	A	B	C	D	E
HALF UPHOLSTERED BACK					
TUB104C1-K	£300	£318	£331	£368	£415
FULLY UPHOLSTERED BACK					
TUB204C1-K	£347	£361	£378	£413	£458
HALF MESH BACK					
TUB304C1-K	£315	£331	£344	£383	£429

DIMENSIONS
Overall width 550
Overall depth 620
Overall height 845 (Full back 930)
Seat width 500
Seat depth 460
Seat height 440
Back width 440
Back height 330 (Full back 550)

FEATURES
Fixed arms with cushioned pads
Stackable

OPTIONS



Half upholstered back



Fully upholstered back



Half mesh back

Chrome 4 leg

Fixed arms



Code	Fabric bands				
	A	B	C	D	E
HALF UPHOLSTERED BACK					
TUB104C1-C	£300	£318	£331	£368	£415

FULLY UPHOLSTERED BACK					
TUB204C1-C	£347	£361	£378	£413	£458

HALF MESH BACK					
TUB304C1-C	£315	£331	£344	£383	£429

DIMENSIONS

Overall width **550**
 Overall depth **620**
 Overall height **845** (Full back **930**)
 Seat width **500**
 Seat depth **460**
 Seat height **440**
 Back width **440**
 Back height **330** (Full back **550**)

FEATURES

Fixed arms with cushioned pads
 Stackable

Black pyramid

Fixed arms



Code	Fabric bands				
	A	B	C	D	E
HALF UPHOLSTERED BACK					
TUB102C1-K	£351	£364	£375	£387	£411

FULLY UPHOLSTERED BACK					
TUB202C1-K	£398	£411	£421	£434	£457

HALF MESH BACK					
TUB302C1-K	£375	£387	£398	£411	£434

DIMENSIONS

Overall width **550**
 Overall depth **620**
 Overall height **845** (Full back **930**)
 Seat width **500**
 Seat depth **460**
 Seat height **440**
 Back width **440**
 Back height **330** (Full back **550**)

FEATURES

Fixed arms with cushioned pads
 Pyramid style swivel base

White pyramid

Fixed arms



Code	Fabric bands				
	A	B	C	D	E
HALF UPHOLSTERED BACK					
TUB102C1-WH	£351	£364	£375	£387	£411

FULLY UPHOLSTERED BACK					
TUB202C1-WH	£398	£411	£421	£434	£457

HALF MESH BACK					
TUB302C1-WH	£375	£387	£398	£411	£434

DIMENSIONS

Overall width **550**
 Overall depth **620**
 Overall height **845** (Full back **930**)
 Seat width **500**
 Seat depth **460**
 Seat height **440**
 Back width **440**
 Back height **330** (Full back **550**)

FEATURES

Fixed arms with cushioned pads
 Pyramid style swivel base



Half upholstered back



Fully upholstered back



Half mesh back

Suzi



Accreditations



Product
guarantee



Manufactured
in the UK

Fabrics



Fabric bands
A, B, C, D, E

About

Suzi is intentionally a simple chair, yet it still vibrantly enhances a space with effortless versatility. With a gently contoured seat and back that provides even support without creating pressure points or restricting movement, Suzi provides comfort all day long. The ability to offer mix of materials, colours, base options and arms make Suzi a lively offering with a fresh approach to standard seating so people feel at home in any space.



Also ideal for the home office, available with or without chrome arms

Italian-style, modern, comfortable multi-purpose seating range

Contoured upholstered seat and back for improved comfort

Fully upholstered shell with 4 base styles for different work environments

Gentle flexing backrest that invites relaxing movement when sitting

4 Star

Upholstered chair with swivel base



Code	Fabric bands				
	A	B	C	D	E
NO ARMS					
SUZ100	£464	£494	£522	£580	£638
FIXED ARMS					
SUZ100A	£522	£551	£580	£638	£696

DIMENSIONS

Overall width 480

Overall depth 550

Overall height 850

Seat width 480

Seat depth 420

Seat height 490

Back width 450

Back height 410

Wooden leg

Upholstered chair with oak legs



Code	Fabric bands				
	A	B	C	D	E
NO ARMS					
SUZ200	£494	£522	£551	£609	£667
FIXED ARMS					
SUZ200A	£580	£609	£638	£696	£754

DIMENSIONS

Overall width 480

Overall depth 550

Overall height 840

Seat width 480

Seat depth 420

Seat height 480

Back width 450

Back height 410

Skid

Upholstered chair with chrome frame



Code	Fabric bands				
	A	B	C	D	E
NO ARMS					
SUZ300	£348	£378	£407	£464	£522
FIXED ARMS					
SUZ300A	£464	£494	£522	£580	£638

DIMENSIONS

Overall width 480

Overall depth 550

Overall height 830

Seat width 480

Seat depth 420

Seat height 470

Back width 450

Back height 410

Pyramid base

Upholstered chair with black pyramid base



Code	Fabric bands				
	A	B	C	D	E
NO ARMS					
SUZ400-K	£348	£378	£407	£464	£522
FIXED ARMS					
SUZ400A-K	£464	£494	£522	£580	£638

DIMENSIONS

Overall width **480**
 Overall depth **550**
 Overall height **830**
 Seat width **480**
 Seat depth **420**
 Seat height **470**
 Back width **450**
 Back height **410**

Pyramid base

Upholstered chair with white pyramid base



Code	Fabric bands				
	A	B	C	D	E
NO ARMS					
SUZ400-WH	£348	£378	£407	£464	£522
FIXED ARMS					
SUZ400A-WH	£464	£494	£522	£580	£638

DIMENSIONS

Overall width **480**
 Overall depth **550**
 Overall height **830**
 Seat width **480**
 Seat depth **420**
 Seat height **470**
 Back width **450**
 Back height **410**

Santana



Accreditations



Product
guarantee



Manufactured
in the UK

Fabrics



Fabric bands
A, B, C, D, E

About

Santana offers strong and durable seating options that are both stylish and practical. The angled lines of these meeting room chairs create an unpretentious, contemporary look that blends well with just about any office design. Santana is available in black, white, blue and grey shells, with numerous upholstered seating and frame options so people can relax and sit in comfort.



Strong, durable and lightweight plastic chair with 3 leg frame options

An upholstered seat option provides additional comfort for extended applications

Available with arms, without arms or with right hand writing tablet

Ideal for any multi seating environment with stackable 4 leg & cantilever frame

Robust benches are ideal for waiting rooms, educational environments, retail and hospitals

Fully upholstered



Mesh back



Plastic back



Plastic seat & back



	Fabric bands				
Code	A	B	C	D	E
FOUR LEG STACKING CHAIR					
SFU100 No arms	£229	£241	£264	£281	£294
SFU101 Fixed arms	£265	£277	£300	£318	£330
SFU102 Writing tablet	£302	£314	£338	£355	£366

	Fabric bands				
Code	A	B	C	D	E
FOUR LEG STACKING CHAIR					
SMB100 No arms	£218	£229	£247	£258	£271
SMB101 Fixed arms	£254	£265	£284	£295	£307
SMB102 Writing tablet	£290	£302	£320	£331	£343

	Fabric bands				
Code	A	B	C	D	E
FOUR LEG STACKING CHAIR					
SUS100 No arms	£206	£218	£229	£253	£276
SUS101 Fixed arms	£242	£254	£265	£289	£312
SUS102 Writing tablet	£278	£290	£302	£325	£348

Code	RRP
FOUR LEG STACKING CHAIR	
SNT100 No arms	£169
SNT101 Fixed arms	£205
SNT102 Writing tablet	£243

	Fabric bands				
Code	A	B	C	D	E
FOUR LEG MOBILE CHAIR					
SFU200 No arms	£258	£281	£294	£305	£317
SFU201 Fixed arms	£295	£318	£330	£342	£353
SFU202 Writing tablet	£331	£343	£355	£384	£395

	Fabric bands				
Code	A	B	C	D	E
FOUR LEG MOBILE CHAIR					
SMB200 No arms	£258	£271	£281	£311	£323
SMB201 Fixed arms	£295	£307	£318	£347	£360
SMB202 Writing tablet	£331	£343	£355	£384	£395

	Fabric bands				
Code	A	B	C	D	E
FOUR LEG MOBILE CHAIR					
SUS200 No arms	£247	£258	£271	£294	£305
SUS201 Fixed arms	£284	£295	£307	£330	£342
SUS202 Writing tablet	£320	£331	£343	£366	£378

Code	RRP
FOUR LEG MOBILE CHAIR	
SNT200 No arms	£205
SNT201 Fixed arms	£243
SNT202 Writing tablet	£280

	Fabric bands				
Code	A	B	C	D	E
CANTILEVER CHAIR					
SFU300 No arms	£276	£294	£305	£317	£341
SFU301 Fixed arms	£312	£330	£342	£363	£377
SFU302 Writing tablet	£348	£366	£378	£390	£413

	Fabric bands				
Code	A	B	C	D	E
CANTILEVER CHAIR					
SMB300 No arms	£271	£281	£294	£311	£323
SMB301 Fixed arms	£307	£318	£330	£347	£360
SMB302 Writing tablet	£343	£355	£366	£384	£395

	Fabric bands				
Code	A	B	C	D	E
CANTILEVER CHAIR					
SUS300 No arms	£271	£281	£294	£317	£328
SUS301 Fixed arms	£307	£318	£330	£353	£365
SUS302 Writing tablet	£343	£355	£366	£390	£401

Code	RRP
CANTILEVER CHAIR	
SNT300 No arms	£219
SNT301 Fixed arms	£256
SNT302 Writing tablet	£295

DIMENSIONS

Overall width 500 (with writing tablet & arm 580)
 Overall depth 530 (with writing tablet 730)
 Overall height 790 (with cantilever 820)
 Seat width 460
 Seat depth 430
 Seat height 440
 Back width 430
 Back height 380

DIMENSIONS

Overall width 500 (with writing tablet & arm 580)
 Overall depth 530 (with writing tablet 730)
 Overall height 790 (with cantilever 820)
 Seat width 460
 Seat depth 430
 Seat height 440
 Back width 430
 Back height 380

DIMENSIONS

Overall width 500 (with writing tablet & arm 580)
 Overall depth 530 (with writing tablet 730)
 Overall height 790 (with cantilever 820)
 Seat width 460
 Seat depth 430
 Seat height 440
 Back width 430
 Back height 380

DIMENSIONS

Overall width 500 (with writing tablet & arm 580)
 Overall depth 530 (with writing tablet 730)
 Overall height 790 (with cantilever 820)
 Seat width 460
 Seat depth 430
 Seat height 440
 Back width 430
 Back height 380

OPTIONS



Black (K)



Chrome (C)



Grey (G)



Blue (B)



Black (K)



Grey (G)



White (WH)

Please add frame finish followed by plastic colour when ordering eg. **SNT101** with Grey frame and Blue shell = **SNT101-G-B**

Perforated back



Perforated back & Plastic seat



Perforated back bench



Fabric bands

Code	A	B	C	D	E
FOUR LEG STACKING CHAIR					
SUP100 No arms	£211	£223	£235	£258	£281
SUP101 Fixed arms	£250	£260	£272	£295	£318
SUP102 Writing tablet	£285	£296	£308	£331	£355

FOUR LEG MOBILE CHAIR

SUP200 No arms	£247	£258	£271	£294	£317
SUP201 Fixed arms	£284	£295	£307	£330	£353
SUP202 Writing tablet	£320	£331	£343	£366	£390

CANTILEVER CHAIR

SUP300 No arms	£258	£271	£281	£305	£328
SUP301 Fixed arms	£295	£307	£318	£342	£365
SUP302 Writing tablet	£331	£343	£355	£378	£401

DIMENSIONS

Overall width 500 (with writing tablet & arm 580)
 Overall depth 530 (with writing tablet 730)
 Overall height 790 (with cantilever 820)
 Seat width 460
 Seat depth 430
 Seat height 440
 Back width 430
 Back height 380

Code RRP

FOUR LEG STACKING CHAIR	
SPB100 No arms	£169
SPB101 Fixed arms	£205
SPB102 Writing tablet	£243

FOUR LEG MOBILE CHAIR

SPB200 No arms	£205
SPB201 Fixed arms	£243
SPB202 Writing tablet	£280

CANTILEVER CHAIR

SPB300 No arms	£219
SPB301 Fixed arms	£256
SPB302 Writing tablet	£295

DIMENSIONS

Overall width 500 (with writing tablet & arm 580)
 Overall depth 530 (with writing tablet 730)
 Overall height 790 (with cantilever 820)
 Seat width 460
 Seat depth 430
 Seat height 440
 Back width 430
 Back height 380

Code RRP

BENCH WITH 2 SEATS	
SPB-B2	£468
BENCH WITH 3 SEATS	
SPB-B3	£653

BENCH WITH 2 SEATS AND TABLE	
SPB-B3T	£678

BENCH WITH 4 SEATS	
SPB-B4	£895

BENCH WITH 3 SEATS AND TABLE	
SPB-B4T	£911

DIMENSIONS

2 wide 1000, 3 wide 1450, 4 wide 1900
 Depth 600
 Height 760
 Seat width 460
 Seat depth 470
 Seat height 450
 Back width 465
 Back height 230



Blue (B)



Black (K)



Grey (G)



White (WH)

For Santana Bench please add plastic colour when ordering eg. **SPB-B2** with Blue shell = **SPB-B2-B**

Soft seating



About

Modern office environments call for stylish design in every aspect of their specification and our Social Spaces portfolio offers all the good looks and aesthetic choices to satisfy the latest trends and the most enduring designs. An extensive range of fabrics and finishes can add style, colour and interest to any office space by creating a relaxed and unique, fully co-ordinated look, perfect for social spaces, working hot spots or for use in a reception area where visitors can rest in comfort.



Tilly
page 368



Alban
page 370



Encore²
page 372



Lyric
page 374



Oslo
page 376



Meavy
page 378



Celestra
page 380



Groove
page 382



Avalon
page 384



Figaro
page 386



Juna
page 388



Shout
page 390



Jude
page 392



Joss
page 394



Otis
page 396



Alpha
page 397



Liana
page 398



Corby
page 399



Benotto
page 400



Helsinki
page 401



London
page 402



Decco
page 403

Tilly

SOCIAL
SPACES.

Tilly is a seating family that can easily be crafted together to create formal or informal areas that support today's work-play-gather environments. Luxurious, elegant and classic, the smooth lines make Tilly more of an artwork than a piece of furniture. The comfortable seat and separate backrest are incorporated in high sides that can play the role of screens and meet the needs of private communication.



Accreditations

Product
guaranteeDesigned &
manufactured

Dimensions

	Overall width	Overall depth	Overall height	Seat width	Seat depth	Seat height	Back width	Back height
TY-LBS1	1100	700	900	810	570	425	590	240
TY-LBS2	1700	700	900	1540	570	425	1320	240
TY-HBS1	1100	700	1250	810	570	425	590	240
TY-HBS2	1700	700	1250	1540	570	425	1320	240

Black 4 leg frames with
purposely designed curved
back and arms

Provides space and
acoustical separation in
open areas

Combine with power and
furniture for expanded work
and meeting options

Work away from the
distractions of phones
and general office noise



Code	Fabric bands				
	A	B	C	D	E
LOW BACK SINGLE SEATER					
TY-LBS1	£1850	£1900	£2000	£2100	£2300



Code	Fabric bands				
	A	B	C	D	E
LOW BACK DOUBLE SEATER					
TY-LBS2	£2400	£2500	£2600	£2800	£3000



Code	Fabric bands				
	A	B	C	D	E
HIGH BACK SINGLE SEATER					
TY-HBS1	£2300	£2400	£2500	£2600	£2800



Code	Fabric bands				
	A	B	C	D	E
HIGH BACK DOUBLE SEATER					
TY-HBS2	£3000	£3100	£3200	£3400	£3600



Optional Accessories

POWER MODULE MOUNTED UNDER SEAT

PH-1-K PHASE BLACK £384



3 week
lead time



5-6 week
lead time

Alban

Add style, colour and interest to any office space with the Alban soft seating range, designed to provide the perfect solution to small and large breakout and reception areas. With so many seating designs and fabrics available, Alban will bring a touch of modernism to any office and keep both employees and customers content by offering them a relaxing zone they can appreciate away from their desks.



Accreditations



Product
guarantee



Designed &
manufactured

Dimensions

	Overall width	Overall depth	Overall height	Seat width	Seat depth	Seat height	Back width	Back height
ALBAN01-LOW	985	800	730	530	560	430	530	300
ALBAN02-LOW	1700	800	730	1245	560	430	1245	300
ALBAN03-LOW	2050	800	730	1595	560	430	1595	300
ALBAN01-HIGH	985	800	1250	530	560	430	530	690
ALBAN02-HIGH	1700	800	1250	1245	560	430	1245	690
ALBAN03-HIGH	2050	800	1250	1595	560	430	1595	690
ALBAN01-C	985	800	1800	530	560	430	530	1320
ALBFT	620	500	430					

A comfortable place to sit for prolonged periods to break up the day

Available in 1, 2 and 3 seater combinations with two-tone fabric options

Create a space that can accommodate groups in privacy, comfort and style

Polished chrome legs with floor protectors to move around safely



Code	Fabric bands				
	A	B	C	D	E
SINGLE SEATER LOW BACK SOFA					
ALBAN01-LOW	£962	£1032	£1153	£1274	£1390



Code	Fabric bands				
	A	B	C	D	E
TWO SEATER LOW BACK SOFA					
ALBAN02-LOW	£1182	£1310	£1425	£1541	£1680



Code	Fabric bands				
	A	B	C	D	E
SINGLE SEATER LOW BACK SOFA					
ALBAN03-LOW	£1390	£1622	£1853	£2085	£2316




Code	Fabric bands				
	A	B	C	D	E
SINGLE SEATER HIGH BACK SOFA					
ALBAN01-HIGH	£1506	£1737	£1969	£2200	£2548




Code	Fabric bands				
	A	B	C	D	E
TWO SEATER HIGH BACK SOFA					
ALBAN02-HIGH	£1737	£1969	£2200	£2432	£2779



Code	Fabric bands				
	A	B	C	D	E
THREE SEATER HIGH BACK SOFA					
ALBAN03-HIGH	£2085	£2316	£2548	£2779	£3126



Code	Fabric bands				
	A	B	C	D	E
SINGLE SEATER HIGH BACK SOFA WITH CANOPY					
ALBAN01-C	£2432	£2548	£2779	£3126	£3416
SINGLE SEATER HIGH BACK SOFA WITH CANOPY & LIGHT					
ALBAN01-C-L	£2607	£2722	£2953	£3301	£3589



Code	Fabric bands				
	A	B	C	D	E
FOOT STOOL					
ALBFT	£811	£870	£927	£985	£1043



Optional Accessories

POWER MODULE MOUNTED UNDER SEAT		
PH-1-K	PHASE BLACK	£384



3 week lead time



5-6 week lead time

Encore²

Encore² is a distinctively elegant soft seating solution that is high in quality and unique in design. The clean, modern lines of the seating, available in a choice of high and low backs, with built-in lumbar support and angular arms give Encore² a contemporary look that will suit many open plan offices, creating a work space which will inspire employees collaborations to a new level of function and sophistication.



Accreditations



Product
guarantee



Designed &
manufactured

Dimensions

	Overall width	Overall depth	Overall height	Seat width	Seat depth	Seat height	Back width	Back height
ENC01L	790	730	790	600	490	450	590	390
ENC02L	1390	730	790	1200	490	450	1190	390
ENC03L	1990	730	790	1800	490	450	1790	390
ENC01H	790	730	1270	600	490	450	590	820
ENC02H	1390	730	1270	1200	490	450	1190	820
ENC03H	1990	730	1270	1800	490	450	1790	820

Classic style with clean lines, great comfort and broad appeal

Choice of distinctive black steel or wooden sled frames

Deep-foamed seat construction with two-tone fabric options

Available with integrated power supply built in to the frame



Code	RRP	Fabric bands				
		A	B	C	D	E
SINGLE SEATER LOW BACK SOFA - METAL FRAME						
ENC01L-MF	£1200	£1200	£1250	£1300	£1400	£1500
SINGLE SEATER LOW BACK SOFA - WOODEN FRAME						
ENC01L-WF	£1500	£1500	£1550	£1600	£1700	£1800



Code	RRP	Fabric bands				
		A	B	C	D	E
TWO SEATER LOW BACK SOFA - METAL FRAME						
ENC02L-MF	£1400	£1400	£1500	£1600	£1700	£1800
TWO SEATER LOW BACK SOFA - WOODEN FRAME						
ENC02L-WF	£1700	£1700	£1800	£1900	£2000	£2100



Code	RRP	Fabric bands				
		A	B	C	D	E
THREE SEATER LOW BACK SOFA - METAL FRAME						
ENC03L-MF	N/A	£1700	£1800	£2000	£2200	£2400
THREE SEATER LOW BACK SOFA - WOODEN FRAME						
ENC03L-WF	N/A	£2000	£2100	£2300	£2500	£2700



Code	RRP	Fabric bands				
		A	B	C	D	E
SINGLE SEATER HIGH BACK SOFA - METAL FRAME						
ENC01H-MF	£1300	£1300	£1400	£1500	£1600	£1800
SINGLE SEATER HIGH BACK SOFA - WOODEN FRAME						
ENC01H-WF	£1600	£1600	£1700	£1800	£1900	£2100



Code	RRP	Fabric bands				
		A	B	C	D	E
TWO SEATER HIGH BACK SOFA - METAL FRAME						
ENC02H-MF	£1600	£1600	£1700	£1800	£2000	£2200
TWO SEATER HIGH BACK SOFA - WOODEN FRAME						
ENC02H-WF	£1900	£1900	£2000	£2100	£2200	£2400



Code	RRP	Fabric bands				
		A	B	C	D	E
THREE SEATER HIGH BACK SOFA - METAL FRAME						
ENC03H-MF	N/A	£2000	£2100	£2300	£2500	£2700
THREE SEATER HIGH BACK SOFA - WOODEN FRAME						
ENC03H-WF	N/A	£2300	£2400	£2600	£2800	£3000



Optional Accessories

POWER MODULE MOUNTED UNDER SEAT

PH-1-K PHASE BLACK £384



Late Grey/Range Blue
-LG-RB



Elapse Grey/Late Grey
-EG-LG



3 week
lead time



5-6 week
lead time

Lyric

Lyric is a modern and stylish upholstered sofa collection designed to provide employees with an area to unwind together and build good working relationships, or for visitors to rest in comfort. The clean lines and functionality make Lyric an ideal choice for breakout spaces and reception areas, where the extensive range of fabrics and finishes can create a relaxed and unique environment.



Accreditations



Product
guarantee



Designed &
manufactured

Dimensions


	Overall width	Overall depth	Overall height	Seat width	Seat depth	Seat height	Back width	Back height
LYR50001	900	820	790	600	510	420	600	410
LYR50002	1450	820	790	1160	510	420	1160	410
LYR50003	2010	820	790	1720	510	420	1720	410

Available in 1, 2 and 3 seater combinations with two-tone fabric options

Choice of distinctive polished chrome or solid oak tapered legs

Classic style with clean lines, great comfort and broad appeal

Ideal in a reception or waiting area around a coffee table



Code	Fabric bands				
	A	B	C	D	E
SINGLE SEATER SOFA - METAL LEGS					
LYR50001-ML	£985	£1043	£1101	£1159	£1274
SINGLE SEATER SOFA - WOODEN FEET					
LYR50001-WF	£1101	£1159	£1217	£1274	£1390

Code	Fabric bands				
	A	B	C	D	E
TWO SEATER SOFA - METAL LEGS					
LYR50002-ML	£1390	£1506	£1622	£1737	£1853
TWO SEATER SOFA - WOODEN FEET					
LYR50002-WF	£1506	£1622	£1737	£1853	£1969



Code	Fabric bands				
	A	B	C	D	E
THREE SEATER SOFA - METAL LEGS					
LYR50003-ML	£1622	£1737	£1969	£2200	£2432
THREE SEATER SOFA - WOODEN FEET					
LYR50003-WF	£1737	£1853	£2085	£2316	£2548



Optional Accessories

POWER MODULE MOUNTED UNDER SEAT

PH-1-K PHASE BLACK £384



3 week lead time



5-6 week lead time

Oslo

The Oslo fully upholstered sofa can easily adapt to all spaces due to its aesthetic simplicity, angular corners and generous proportions. Often situated in reception areas, Oslo is equally at home in informal meeting spaces, private offices and breakout spaces, offering employees and visitors alike a comfortable seating experience, without compromising on style.



Accreditations



Product
guarantee



Designed &
manufactured

Dimensions

	Overall width	Overall depth	Overall height	Seat width	Seat depth	Seat height	Back width	Back height
OSL50001	800	710	850	555	525	455	555	395
OSL50002	1340	710	850	1105	525	455	1105	395
OSL50003	1880	710	850	1640	525	455	1640	395

Made to order fabric reception seating ideal for any modern interior

1, 2 and 3 seater sofas available in a multitude of fabric options

Ideal for where people can go for some time away from their desk

Features deep cushioned seats and backs with a square block design



Code	RRP	Fabric bands				
		A	B	C	D	E
SINGLE SEATER SOFA						
OSL50001	£850	£850	£900	£950	£1000	£1100



Code	RRP	Fabric bands				
		A	B	C	D	E
TWO SEATER SOFA						
OSL50002	£1100	£1100	£1200	£1300	£1400	£1500



Code	RRP	Fabric bands				
		A	B	C	D	E
THREE SEATER SOFA						
OSL50003	N/A	£1300	£1400	£1500	£1600	£1700



Optional Accessories

POWER MODULE MOUNTED ON SEAT FRONT		
PX-1-K	PIXEL BLACK	£311



Present Grey
-PG



3 week
lead time



5-6 week
lead time

Meavy

Meavy chairs combine the beauty of high quality upholstery and the strength of a solid beech wooden frame for a stylish yet durable seating option. With both arm and armless options available, the chair's simple, classic design allows it to complement any office environment and keep visitors comfortable and relaxed.



Accreditations



Product
guarantee



Designed &
manufactured

Dimensions

	Overall width	Overall depth	Overall height	Seat width	Seat depth	Seat height	Back width	Back height
MEA50001	520	720	850	470	510	470	470	470
MEA50002	1050	720	850	940	510	470	940	470
MEA50004	520	720	850	470	510	470	470	470

Elegant, flowing lines with a solid beech frame

No arm and with arm, 1 and 2 seater combinations

Ideal around a coffee table in a reception or waiting area

Sturdy Birch plywood internal back frame



Fabric bands

Code	A	B	C	D	E
SINGLE SEATER CHAIR					
MEA50001	£397	£436	£474	£503	£550



Fabric bands

Code	A	B	C	D	E
SINGLE SEATER CHAIR WITH ARMS					
MEA50004	£419	£451	£487	£520	£568



Fabric bands

Code	A	B	C	D	E
DOUBLE SEATER CHAIR WITH ARMS					
MEA50002	£638	£660	£718	£808	£900



3 week
lead time



5-6 week
lead time

Celestra

Celestra is a clean, attractive soft seating solution that can add to the welcoming atmosphere of any reception area, allowing visitors to feel at ease while they wait. The simple, classic design of the conveniently sized one and two seater tub chairs are fully upholstered and available in different colour and fabric options to match any existing office colour scheme.



Accreditations



Product
guarantee



Designed &
manufactured

Dimensions

	Overall width	Overall depth	Overall height	Seat width	Seat depth	Seat height	Back width	Back height
CEL50001	700	650	850	470	500	470	450	410
CEL50002	1300	650	850	970	500	470	950	410

Multi-use compact design available in 1 and 2 seaters

Multitude of fabric and colour options available

Curved, contoured backs for enhanced comfort

Matching feet options to glide across the floor



Code	RRP	Fabric bands				
		A	B	C	D	E
SINGLE SEATER SOFA						
CEL50001	£537	£537	£612	£655	£802	£878

Code	RRP	Fabric bands				
		A	B	C	D	E
TWO SEATER SOFA						
CEL50002	£785	£785	£878	£983	£1041	£1286



Forecast Grey
-FG



Maturity Blue
-MB



3 week
lead time



5-6 week
lead time

Groove

Groove breakout seating provides a flexible and informal seating solution for a wide range of environments. Available in a multitude of shapes, sizes and finishes, and with endless permutations, Groove stools can be scattered individually or used as interlinking seating to add colour, fun and inspiration to breakout areas and offices.



Accreditations



Product
guarantee



Designed &
manufactured

Dimensions

	Overall width	Overall depth	Overall height
GR01	410	410	430
GR02	410	410	430
GR03	410	910	430
BOP04	500	500	435

Use on their own
or mix with other
seating ranges

Easy to move and
re-configure to suit
different environments

Deep-foamed seats offering
enhanced comfort within
relaxation areas

Stylish accessory
for any breakout or
reception area



Code	RRP	Fabric bands				
		A	B	C	D	E
BUBBLE						
GR01	£211	£211	£240	£267	£299	£334



Code	RRP	Fabric bands				
		A	B	C	D	E
SQUARE						
GR02	N/A	£211	£240	£267	£299	£334



Code	RRP	Fabric bands				
		A	B	C	D	E
BRICK						
GR03	N/A	£374	£435	£461	£529	£596



Code	RRP	Fabric bands				
		A	B	C	D	E
SHADE						
BOP04	N/A	£348	£378	£407	£435	£464



Forecast Grey/Present Grey
-FG-PG



3 week
lead time



5-6 week
lead time

Avalon

The Avalon soft seating swivel pod with 360° rotation reflects the change towards a comfortable, informal working environment. In open spaces, the tall sides and wings of these privacy booths create visual and acoustic privacy to support individual quiet time. Perfect for phone calls or one-on-one interactions, Avalon pods can be used independently or alongside each other to enhance collaborative working.



Accreditations



Product
guarantee



Designed &
manufactured

Dimensions

	Overall width	Overall depth	Overall height	Seat width	Seat depth	Seat height	Back width	Back height
AVA01	800	810	1440	710	590	450	660	600

Perfect for collaborative areas as well as open plan offices and enclosed spaces

Fully upholstered single workstation with fixed head rest and 360° swivel base

Head section with large acoustic wings which offer personal privacy

Contoured, design reduces external noise and shields peripheral views



Code	Fabric bands				
	A	B	C	D	E
SINGLE SEATER PERSONAL SOFA					
AVA01	£2027	£2144	£2259	£2490	£2953



2-3 week
lead time



5-6 week
lead time

Figaro

Designed with comfort in mind, Figaro lounge seating's sculpted seat and back cushions make it both eye-catching and timeless. Figaro seamlessly crosses the line between retro style and contemporary design. The high back chair, with provocative lines and curves, is ideal for when people need time to unwind and recharge, and the medium back is ideal for a relaxed or casual collaboration.



Accreditations



Product
guarantee



Designed &
manufactured

Dimensions

	Overall width	Overall depth	Overall height	Seat width	Seat depth	Seat height	Back width	Back height
FIG-01	700	760	1110	560	540	440	590	780
FIG-02	700	760	1110	560	540	440	590	780
FIG-06	700	760	1110	560	540	440	590	780
FIGM-01	700	760	750	560	540	440	590	450
FIGM-02	700	760	750	560	540	440	590	450
FIGM-06	700	760	750	560	540	440	590	450
FIGLS-06	500	500	430					
FIGT-06	600	600	430					

Eye-catching, timeless high back design with the choice of frame styles

Head rest, neck support and integral lumbar add to its functionality and grandeur

Modern office or lounge seat with broad appeal and strong character

Ideal to spin around for personal privacy when making phone calls



	Fabric bands				
Code	A	B	C	D	E
HIGH BACK CHAIR WITH WOODEN BASE					
FIG-01	£1564	£1680	£1796	£1911	£2144



	Fabric bands				
Code	A	B	C	D	E
HIGH BACK CHAIR WITH 4 STAR BASE					
FIG-02	£1448	£1564	£1680	£1796	£2027



	Fabric bands				
Code	A	B	C	D	E
HIGH BACK CHAIR WITH SPIRAL BASE					
FIG-06	£1100	£1200	£1300	£1400	£1500



	Fabric bands				
Code	A	B	C	D	E
MEDIUM BACK CHAIR WITH WOODEN BASE					
FIGM-01	£1043	£1101	£1159	£1217	£1274



	Fabric bands				
Code	A	B	C	D	E
MEDIUM BACK CHAIR WITH 4 STAR BASE					
FIGM-02	£1020	£1078	£1136	£1194	£1251



	Fabric bands				
Code	A	B	C	D	E
MEDIUM BACK CHAIR WITH SPIRAL BASE					
FIGM-06	£1000	£1100	£1200	£1300	£1400



	Fabric bands				
Code	A	B	C	D	E
FOOTSTOOL WITH SPIRAL BASE					
FIGLS-06	£600	£650	£700	£750	£800



Code	RRP
TABLE WITH SPIRAL BASE	
FIGT-06	£400



2-3 week
lead time



5-6 week
lead time

Juna

Beautifully crafted and elegant in design, Juna offers an informal refuge for employees and visitors alike. The Juna chairs offer an exceptional level of comfort and are smartly sized to make a big impression, even in small spaces. This comfortable lounge chair will always soothe your stresses and fatigues caused by work with its warm embrace and entertain your guests with its ergonomic design.



Accreditations



Product
guarantee



Designed &
manufactured

Dimensions

	Overall width	Overall depth	Overall height	Seat width	Seat depth	Seat height	Back width	Back height
JUN01	700	770	870	510	490	460	440	450
JUN02	520	570	1000	470	440	460	440	580

Traditionally styled, smart, angular soft seating design with smooth curves

Wooden legs & polished aluminium rotating base options

Ergonomically-designed lines with comfortable back & arm support

Ideal around a coffee table in a reception or waiting area for visitors



Code	RRP	Fabric bands				
		A	B	C	D	E
HIGH BACK CHAIR WITH 4 STAR BASE						
JUN01-AR	N/A	£696	£725	£783	£842	£870



Code	RRP	Fabric bands				
		A	B	C	D	E
HIGH BACK CHAIR WITH WOODEN LEGS						
JUN01-WF	N/A	£696	£725	£783	£842	£870



Code	RRP	Fabric bands				
		A	B	C	D	E
LOW BACK CHAIR WITH 4 STAR BASE						
JUN02-AR	N/A	£580	£609	£667	£725	£754



Code	RRP	Fabric bands				
		A	B	C	D	E
LOW BACK CHAIR WITH WOODEN LEGS						
JUN02-WF	£580	£580	£609	£667	£725	£754



Late Grey
-LG



3 week
lead time



5-6 week
lead time

Shout

The graceful curves and refined shape of the Shout chairs offer a welcoming place to work casually and comfortably. The chic frame design provides a contoured platform that supports sophistication, with a welcoming seat and two expressive back styles that both combine the pleasure of a warm embrace with a versatility ideal for classrooms, common areas, and meeting rooms.



Accreditations



Product
guarantee



Designed &
manufactured

Dimensions

	Overall width	Overall depth	Overall height	Seat width	Seat depth	Seat height	Back width	Back height
BSH01	570	630	870	570	470	480	570	470
BSH02	570	630	870	570	470	480	570	470
BSH01-O	570	630	870	570	470	480	570	470
BSH02-O	570	630	870	570	470	480	570	470

Can be placed in reception areas, open spaces, private nooks, and more

Contemporary curved back design with the choice of chrome frames

Two base styles with choice of fabric or solid wooden backs

Ideal around the matching coffee table in a reception or waiting area



Code	Fabric bands				
	A	B	C	D	E
LOUNGE CHAIR WITH 4 STAR BASE					
BSH01	£696	£754	£811	£870	£927



Code	Fabric bands				
	A	B	C	D	E
LOUNGE CHAIR WITH SLED BASE					
BSH02	£522	£580	£638	£696	£754



Code	Fabric bands				
	A	B	C	D	E
LOUNGE CHAIR WITH 4 STAR BASE & OAK BACK					
BSH01-O	£870	£927	£985	£1043	£1101



Code	Fabric bands				
	A	B	C	D	E
LOUNGE CHAIR WITH SLED BASE & OAK BACK					
BSH02-O	£696	£754	£811	£870	£927



3 week
lead time



5-6 week
lead time

Jude

Jude lounge seating's practical details make it both eye-catching and timeless. With its base options and clean styling, Jude can seamlessly cross the line between classic and contemporary, with an opulent, curved design and arms that wrap the occupant in one continuous embrace. A classic form that combines exquisite design in a fashion format, Jude is the perfect signature piece to reside in public spaces.



Accreditations



Product
guarantee



Designed &
manufactured

Dimensions

	Overall width	Overall depth	Overall height	Seat width	Seat depth	Seat height	Back width	Back height
JUD03	600	590	760	510	490	420	460	320
JUD05	600	590	760	510	490	420	460	320
JUD06	600	590	780	510	490	440	460	320

Contemporary design with luxurious deep-foamed seat for added comfort

Purposefully designed sculptured back and arms section

Ideal for receptions, waiting rooms and breakout areas around a table

Choice of distinctive polished chrome or wooden frame styles



Code	RRP	Fabric bands				
		A	B	C	D	E
LOUNGE CHAIR WITH PYRAMID OAK LEGS						
JUD03	£927	£927	£985	£1043	£1101	£1159



Code	RRP	Fabric bands				
		A	B	C	D	E
LOUNGE CHAIR WITH CHROME 4 STAR BASE						
JUD05	N/A	£870	£927	£985	£1043	£1217



Code	RRP	Fabric bands				
		A	B	C	D	E
LOUNGE CHAIR WITH CHROME SLEIGH FRAME						
JUD06	N/A	£696	£754	£811	£870	£927



Forecast Grey/Range Blue
-FG-RB



Forecast Grey/Extent Red
-FG-ER



3 week
lead time



5-6 week
lead time

Joss

An exciting fusion of stylish design, sculpted contours and considered proportions, Joss is a lounge chair collection that is incredibly versatile and suitable for a wide range of lounge environments and informal meeting spaces. Available in a choice of distinct bases, including beech four-legged frames for a classic feel or chrome 4 star and sled bases for a contemporary look, the Joss range embodies luxury and elegance.



Accreditations



Product
guarantee



Designed &
manufactured

Dimensions

	Overall width	Overall depth	Overall height	Seat width	Seat depth	Seat height	Back width	Back height
JOS03	630	620	810	470	470	450	500	400
JOS04	630	620	810	470	470	450	500	400
JOS05	630	620	810	470	470	450	500	400
JOS06	630	620	830	470	470	470	500	400

Contemporary, inviting design with the choice of 4 frame styles

Purposefully designed with deep-foamed seat and sculpted back and arms

Offers a relaxing and comfortable seating solution for employees and visitors

Will make any work area look contemporary, vibrant and chic



Code	Fabric bands				
	A	B	C	D	E
LOUNGE CHAIR WITH PYRAMID OAK LEGS					
JOS03	£1032	£1089	£1147	£1205	£1320



Code	Fabric bands				
	A	B	C	D	E
LOUNGE CHAIR WITH CONICAL OAK LEGS					
JOS04	£857	£916	£974	£1032	£1147



Code	Fabric bands				
	A	B	C	D	E
LOUNGE CHAIR WITH CHROME 4 STAR BASE					
JOS05	£1003	£1061	£1119	£1176	£1292



Code	Fabric bands				
	A	B	C	D	E
LOUNGE CHAIR WITH CHROME SLEIGH FRAME					
JOS06	£742	£801	£857	£916	£1032



3 week lead time



5-6 week lead time

With sophisticated design styling, Otis features voluminous curves for a soft and stylish profile. The upholstered tub style chair has angled sides which offer a relaxing and comfortable seating solution and the distinctive, diagonal four-legged chrome frame complements the matching coffee table to perfection.



Elegant, flowing lines with a durable laminated interior frame

Polished chrome finish four-leg design with floor protectors



Comprehensive choice of fabrics with two-tone options

Ideal around a coffee table in a reception or waiting area for visitors

	RRP	Band A	Band B	Band C	Band D	Band E		Overall width	Overall depth	Overall height	Seat width	Seat depth	Seat height	Back width	Back height
OTIS01	£762	£762	£794	£830	£899	£968	OTIS01	610	720	800	470	450	450	560	400
OTIS01-CT	£300						OTIS01-CT	600	600	420					



Range Blue
(RB)



Lifetime Yellow
(LY)



3 week
lead time



5-6 Week
lead time

LAMINATE FINISHES



White
(WH)



Kendal Oak
(KO)

A lounge chair is as much about visual comfort as it is flexibility. Alpha brings a sense of comfort and cosiness perfect for all kinds of spaces. Featuring a dainty shape with arms and headrest, Alpha forgoes the complexities of different design elements and embraces a simple and neat outlook that perfectly fits into today's trendy styles, radiating a feeling of grace and pleasure.



Eye-catching, timeless high back design in a velvet fabric

Head rest, neck support and integral lumbar add to its functionality

Modern office or lounge seat with broad appeal and strong character

Ideal around a coffee table in a reception or waiting area for visitors

	DESCRIPTION	RRP		Overall width	Overall depth	Overall height	Seat width	Seat depth	Seat height	Back width	Back height
ALP01-DB	Dark Blue	£520	ALP01	750	780	930	530	510	420	550	590
ALP01-MU	Mustard	£520									



Dark Blue (DB)



Mustard (MU)



The Liana lounge chair inspires people to come together with new ideas, new priorities and new ways of thinking. Soft seating is not just for the reception area anymore, and fashion finds the workplace in this contemporary single seater chair for meeting areas, breakout spaces, presentation facilities, low-task office applications, lounge and reception areas.



Comfortable and supportive with a sturdy black metal frame

Cushions with arm rests designed to fit the curve of the body

Ideal around a coffee table in a reception or waiting area

Velvet-style fabric finish for style and elegance

	DESCRIPTION	RRP		Overall width	Overall depth	Overall height	Seat width	Seat depth	Seat height	Back width	Back height
LIA01-MB	Mid-blue	£400	LIA01	780	670	750	510	500	430	470	420
LIA01-LG	Light grey	£400									



Mid-blue
(MB)



Light Grey
(LG)

With Corby soft seating it's easy to touch down, discuss and have a meeting of the minds. Comfortable and lightweight, the fully-upholstered elements in blue and grey variants arrange easily to suit the moment. Corby's relaxed and versatile elements suit a range of needs, from lounge spaces to open offices. Competitively priced, Corby is an easy way to come together.



Clean lines and minimalist design suit any setting

Sturdy but lightweight for easy rearranging

Ideal around a coffee table in a reception or waiting area

Velvet-style fabric finish for style and elegance

	DESCRIPTION	RRP		Overall width	Overall depth	Overall height	Seat width	Seat depth	Seat height	Back width	Back height
COR01-LB	Light blue	£400	COR01	670	700	710	520	520	410	490	400
COR01-DG	Dark grey	£400									



Light Blue
(LB)



Dark Grey
(DG)

Benotto has a wrap-around seating design that provides the comfort employees and visitors desire, and you can also rest assured knowing that you can rely on its style and durability for years to come. The square stainless steel frame and cylindrical legs add a touch of modernism to these comfortable, stylish faux leather chairs.



BEN50001



BEN50002



BEN50003

Available in 1,
2 and 3 seater
combinations

Curved, padded
wrap around sides
and back rest

Square underframe
with cylindrical leg
design

Durable leather effect
upholstery with deep
cushioned seats

	Description	RRP
BEN50001	Single chair	£597
BEN50002	Two seater	£845
BEN50003	Three seater	£1092

	Overall width	Overall depth	Overall height	Seat width	Seat depth	Seat height	Back width	Back height
BEN50001	770	680	740	520	545	450	520	330
BEN50002	1150	680	740	890	545	450	890	330
BEN50003	1650	680	740	1400	545	450	1400	330



The large, comfortable and luxurious Helsinki reception chairs will make lovely additions to any office or reception area. Available in black leather, the deep padded seats and backs offer unmatched comfort and support for both employees and visitors sitting for extended periods of time, whilst at the same time adding a look of modern sophistication.



HEL50001



HEL50002



HEL50004

Black leather faced reception seating ideal for any modern interior

Square reception sofas available in 1, 2 and 3 seater combinations

Silver steel base and legs for strength and stability

Features deep cushioned seats and backs with a square block design, creating a stylish effect

	Description	RRP
HEL50001	Single chair	£688
HEL50002	Two seater	£994
HEL50004	Three seater	£1453

	Overall width	Overall depth	Overall height	Seat width	Seat depth	Seat height	Back width	Back height
HEL50001	800	800	850	555	525	455	555	395
HEL50002	1340	1340	850	1105	525	455	1105	395
HEL50004	1880	1880	850	1640	525	455	1640	395



London is an attractive, faux leather seating solution where versatility and comfort are a top priority. Not only do the conveniently sized tub chairs allow for many placement options within a reception area, but the sturdy construction ensures that these attractive chairs will grace any office reception area or breakout space for years to come.



Single seater tub chair, perfect for receptions or waiting rooms

Outstanding example of good taste and a classic, timeless design

Durable black faux leather with generous deep cushioned seat

Stylish high back tub style chair provided with glides for easy movement

	Description	RRP		Overall width	Overall depth	Overall height	Seat width	Seat depth	Seat height	Back width	Back height
LON50001	Single chair	£454	LON50001	670	670	770	430	490	430	460	340



Decco reception chairs are ideal for providing a place to sit and wait for visitors before an appointment, offering clean, comfortable seating. The best luxury comes not only from quality brown leather material but also from an ergonomic, ribbed design that supports the back, looks good and makes visitors feel welcome, making it extremely appropriate as reception area or office seating.



Multi-use compact design with black frame

Ribbed design for increased seating comfort

Understated style suitable for a wide range of interiors

Ideal around a coffee table in a reception or waiting area

	Description	RRP		Overall width	Overall depth	Overall height	Seat width	Seat depth	Seat height	Back width	Back height
DEC01-BR	Single chair	£300	DEC01-BR	640	660	790	620	500	420	620	400



Brown
(BR)

Modular Soft Seating



About

Multi-functional, modular seating offers a completely flexible solution for any breakout area by creating a bespoke piece of furniture that can easily be re-sized to suit any office space. The simple, smart components of modular seating ranges can be used individually or arranged in a variety of dynamic configurations, making them ideal for employees and small groups to relax or meet informally.



Encore² Low
page 406



Encore² High
page 408



Lyric
page 410



Nera
page 412



Alto
page 416



Yealm
page 418

Vencore² Modular

The Vencore Modular is as reconfigurable as it is versatile and can be grouped together to create large landscape configurations which are ideal for meetings and reception areas, or be used as stand-alone pieces. The quality construction and high traffic design deliver an endless array of configurations and the high back units offer comfort and privacy where people can work, team up or gather.



Accreditations



Product
guarantee



Designed &
manufactured

Dimensions

	Overall width	Overall depth	Overall height	Seat width	Seat depth	Seat height	Back width	Back height
ENC-MOD01L	590	730	790	590	490	450	590	390
ENC-MOD01L-CC	780	730	790	650	490	450	650	390
ENC-MOD02L-CV	920	730	790	1000	490	450	650	390
ENC-MOD02L	1000	730	790	1000	490	450	1000	390
ENC-MOD02L-LA	1100	730	790	1000	490	450	1000	390
ENC-MOD02L-RA	1100	730	790	1000	490	450	1000	390
ENC-MOD01L-PM	200	730	790					
ENC-TAB01	600	600	400					
ENC-TAB02	1000	600	400					

Offering a completely flexible solution for any breakout area

Components can be arranged in a variety of dynamic configurations

Ideal for employees and small groups to relax or meet informally

Easy to re-configure to suit all work spaces with two-tone fabric options



Code	RRP	Fabric bands				
		A	B	C	D	E
LOW BACK SOFA WITH BLACK SLED FRAME						
ENC-MOD01L-MF	£700	£700	£750	£800	£850	£900
LOW BACK SOFA WITH WOODEN SLED FRAME						
ENC-MOD01L-WF	£1000	£1000	£1050	£1100	£1150	£1200

Code	Fabric bands				
	A	B	C	D	E
CONCAVE LOW BACK SOFA WITH BLACK SLED FRAME					
ENC-MOD01L-CC-MF	£900	£950	£1000	£1050	£1100
CONCAVE LOW BACK SOFA WITH WOODEN SLED FRAME					
ENC-MOD01L-CC-WF	£1200	£1250	£1300	£1350	£1400

Code	Fabric bands				
	A	B	C	D	E
CONVEX LOW BACK SOFA WITH BLACK SLED FRAME					
ENC-MOD02L-CV-MF	£900	£950	£1000	£1050	£1100
CONVEX LOW BACK SOFA WITH WOODEN SLED FRAME					
ENC-MOD02L-CV-WF	£1200	£1250	£1300	£1350	£1400



Code	Fabric bands				
	A	B	C	D	E
LOW BACK SOFA WITH NO ARMS & BLACK SLED FRAME					
ENC-MOD02L-MF	£1000	£1100	£1200	£1300	£1400
LOW BACK SOFA WITH NO ARMS & WOODEN SLED FRAME					
ENC-MOD02L-WF	£1300	£1400	£1500	£1600	£1700

Code	Fabric bands				
	A	B	C	D	E
LOW BACK SOFA WITH LEFT ARM & BLACK SLED FRAME					
ENC-MOD02L-LA-MF	£1200	£1300	£1400	£1500	£1600
LOW BACK SOFA WITH LEFT ARM & WOODEN SLED FRAME					
ENC-MOD02L-LA-WF	£1500	£1600	£1700	£1800	£1900

Code	Fabric bands				
	A	B	C	D	E
LOW BACK SOFA WITH RIGHT ARM & BLACK SLED FRAME					
ENC-MOD02L-RA-MF	£1200	£1300	£1400	£1500	£1600
LOW BACK SOFA WITH RIGHT ARM & WOODEN SLED FRAME					
ENC-MOD02L-RA-WF	£1500	£1600	£1700	£1800	£1900



Code	Fabric bands				
	A	B	C	D	E
POWER MODULE DIVIDER WITH BLACK SLED FRAME					
ENC-MOD01L-PM-MF	£1000	£1050	£1100	£1200	£1300
POWER MODULE DIVIDER WITH WOODEN SLED FRAME					
ENC-MOD01L-PM-WF	£1300	£1350	£1400	£1500	£1600

Code	RRP	MTO
COFFEE TABLE WITH BLACK SLED FRAME		
ENC-TAB01-MF	£175	£300
COFFEE TABLE WITH WOODEN SLED FRAME		
ENC-TAB01-WF	£450	£650

Code	RRP	MTO
LARGE COFFEE TABLE WITH BLACK SLED FRAME		
ENC-TAB02-MF	£200	£350
LARGE COFFEE TABLE WITH WOODEN SLED FRAME		
ENC-TAB02-WF	£500	£700

MFC FINISHES



ENC-MOD01L-MF only



Late Grey/Range Blue
-LG-RB



Elapse Grey/Late Grey
-EG-LG



3 week lead time



6 week lead time



Kendal Oak
(KO)



White
(WH)



Laminate
(MTO)



Code	Fabric bands				
	A	B	C	D	E
HIGH BACK SOFA WITH BLACK SLED FRAME					
ENC-MOD01H-MF	£900	£950	£1000	£1100	£1200
HIGH BACK SOFA WITH WOODEN SLED FRAME					
ENC-MOD01H-WF	£1200	£1250	£1300	£1400	£1500



Code	Fabric bands				
	A	B	C	D	E
CONCAVE HIGH BACK SOFA WITH BLACK SLED FRAME					
ENC-MOD01H-CC-MF	£1200	£1300	£1400	£1500	£1600
CONCAVE HIGH BACK SOFA WITH WOODEN SLED FRAME					
ENC-MOD01H-CC-WF	£1500	£1600	£1700	£1800	£1900



Code	Fabric bands				
	A	B	C	D	E
CONVEX HIGH BACK SOFA WITH BLACK SLED FRAME					
ENC-MOD02H-CV-MF	£1200	£1300	£1400	£1500	£1600
CONVEX HIGH BACK SOFA WITH WOODEN SLED FRAME					
ENC-MOD02H-CV-WF	£1500	£1600	£1700	£1800	£1900



Code	Fabric bands				
	A	B	C	D	E
HIGH BACK SOFA WITH NO ARMS & BLACK SLED FRAME					
ENC-MOD02H-MF	£1300	£1400	£1500	£1600	£1700
HIGH BACK SOFA WITH NO ARMS & WOODEN SLED FRAME					
ENC-MOD02H-WF	£1600	£1700	£1800	£1900	£2000



Code	Fabric bands				
	A	B	C	D	E
HIGH BACK SOFA WITH LEFT ARM & BLACK SLED FRAME					
ENC-MOD02H-LA-MF	£1600	£1700	£1800	£1900	£2000
HIGH BACK SOFA WITH LEFT ARM & WOODEN SLED FRAME					
ENC-MOD02H-LA-WF	£1900	£2000	£2100	£2200	£2300



Code	Fabric bands				
	A	B	C	D	E
HIGH BACK SOFA WITH RIGHT ARM & BLACK SLED FRAME					
ENC-MOD02H-RA-MF	£1600	£1700	£1800	£1900	£2000
HIGH BACK SOFA WITH RIGHT ARM & WOODEN SLED FRAME					
ENC-MOD02H-RA-WF	£1900	£2000	£2100	£2200	£2300



Code	Fabric bands				
	A	B	C	D	E
TALL POWER MODULE DIVIDER WITH BLACK SLED FRAME					
ENC-MOD01H-PM-MF	£1200	£1300	£1400	£1500	£1600
TALL POWER MODULE DIVIDER WITH WOODEN SLED FRAME					
ENC-MOD01H-PM-WF	£1500	£1600	£1700	£1800	£1900

Dimensions

	Overall width	Overall depth	Overall height	Seat width	Seat depth	Seat height	Back width	Back height
ENC-MOD01H	590	730	1270	590	490	450	590	820
ENC-MOD01H-CC	780	730	1270	650	490	450	650	820
ENC-MOD02H-CV	920	730	1270	1000	490	450	650	820
ENC-MOD02H	1000	730	1270	1000	490	450	1000	820
ENC-MOD02H-LA	1100	730	1270	1000	490	450	1000	820
ENC-MOD02H-RA	1100	730	1270	1000	490	450	1000	820
ENC-MOD01H-PM	200	730	1270					



3 week
lead time



6 week
lead time

ENCORE²

SEATING WITH ADDITIONAL PERFORMANCE



MODULAR SEATING

409

“low and high back”

Lyric Modular

Lyric Modular allows you to add and remove individual elements of the soft seating with ease to create a bespoke piece of furniture that can easily be re-sized to suit any office space, large or small. The Lyric Modular upholstered sofa is ideal for providing employees with an area to relax, whilst maintaining a business feel and providing a level of comfort that lends itself to informal get togethers.



Accreditations



Product
guarantee



Designed &
manufactured

Dimensions

	Overall width	Overall depth	Overall height	Seat width	Seat depth	Seat height	Back width	Back height
LYRNA	565	820	790	565	510	420	565	410
LYRC	820	820	790	510	510	420	510	410
LYRRA	740	820	790	580	510	420	580	410
LYRLA	740	820	790	580	510	420	580	410

Easy to re-configure to suit all work spaces with two-tone fabric options

Multi-functional soft seating system for maximum flexibility

Ideal for informal meetings or large landscapes for public spaces

Made up of 4 large seating options to assemble in multiple configurations



Code	Fabric bands				
	A	B	C	D	E
CHAIR WITH NO ARMS AND METAL LEGS					
LYRNA-ML	£603	£672	£754	£788	£870
CHAIR WITH NO ARMS AND WOODEN FEET					
LYRNA-WF	£719	£788	£870	£903	£985



Code	Fabric bands				
	A	B	C	D	E
CORNER UNIT WITH METAL LEGS					
LYRC-ML	£847	£974	£997	£1112	£1274
CORNER UNIT WITH WOODEN FEET					
LYRC-WF	£962	£1089	£1112	£1228	£1390



Code	Fabric bands				
	A	B	C	D	E
CHAIR WITH RIGHT ARM AND METAL LEGS					
LYRRA-ML	£788	£893	£951	£997	£1136
CHAIR WITH RIGHT ARM AND WOODEN FEET					
LYRRA-WF	£903	£1008	£1066	£1112	£1251



Code	Fabric bands				
	A	B	C	D	E
CHAIR WITH LEFT ARM AND METAL LEGS					
LYRLA-ML	£788	£893	£951	£997	£1136
CHAIR WITH LEFT ARM AND WOODEN FEET					
LYRLA-WF	£903	£1008	£1066	£1112	£1251



3 week lead time



6 week lead time

Nera

Nera is one of the most versatile soft seating ranges available, offering a completely flexible solution for any breakout area. The simple, smart components of the Nera range can be used individually or arranged in a variety of dynamic configurations, making it the ideal collection for informal meetings, and all working environments now and in the future.



Accreditations



Product
guarantee



Designed &
manufactured

Dimensions

	Overall width	Overall depth	Overall height	Seat width	Seat depth	Seat height	Back width	Back height
NERA-D	1400	700	430	1400	510	430		
NERA-D-LB	1400	700	790	1400	510	430	700	440
NERA-D-RB	1400	700	790	1400	510	430	700	440
NERA-D-BB	1400	700	790	1400	510	430	1400	440
NERA-D-BLA	1400	700	790	1210	510	430	650	440
NERA-D-BRA	1400	700	790	1210	510	430	650	440
NERA-D-BBLA	1400	700	790	1210	510	430	1350	440
NERA-D-BBRA	1400	700	790	1210	510	430	1350	440
NERA-D-BRABLA	1400	700	790	1020	510	430	1300	440

Versatile and easy to re-configure with frames available in chrome

Single & double soft seating benches to assemble in multiple configurations

Extra deep high density foam seats for durability and comfort

Suitable for any breakout space with matching coffee tables and power unit



Code	RRP	A	Fabric bands			
			B	C	D	E
DOUBLE BENCH WITH NO BACK						
NERA-D	£750	£750	£800	£850	£900	£950



Code	Fabric bands					
	A	B	C	D	E	
DOUBLE BENCH WITH LEFT HAND BACK						
NERA-D-LB	£920	£970	£1040	£1110	£1200	



Code	Fabric bands					
	A	B	C	D	E	
DOUBLE BENCH WITH RIGHT HAND BACK						
NERA-D-RB	£920	£970	£1040	£1110	£1200	



Code	RRP	Fabric bands				
		A	B	C	D	E
DOUBLE BENCH WITH BACK						
NERA-D-BB	£950	£950	£1050	£1150	£1250	£1350



Code	Fabric bands					
	A	B	C	D	E	
DOUBLE BENCH WITH LEFT HAND ARM AND BACK						
NERA-D-BLA	£950	£1020	£1110	£1180	£1280	



Code	Fabric bands					
	A	B	C	D	E	
DOUBLE BENCH WITH RIGHT HAND ARM AND BACK						
NERA-D-BRA	£950	£1020	£1110	£1180	£1280	



Code	Fabric bands				
	A	B	C	D	E
DOUBLE BENCH WITH LEFT HAND ARM AND FULL BACK					
NERA-D-BBLA	£1150	£1250	£1350	£1450	£1550



Code	Fabric bands				
	A	B	C	D	E
DOUBLE BENCH WITH RIGHT HAND ARM AND FULL BACK					
NERA-D-BBRA	£1150	£1250	£1350	£1450	£1550



Code	Fabric bands				
	A	B	C	D	E
DOUBLE BENCH WITH ARMS AND FULL BACK					
NERA-D-BRABLA	£1500	£1600	£1700	£1800	£1900



Black frame
-K



NERA-D
only



Elapse Grey
-EG



NERA-D-BB
only



Elapse/Range
-EG-RB



Elapse/Endurance
-EG-EN



Elapse/Late
-EG-LG



3 week
lead time



6 week
lead time



Code	RRP	Fabric bands				
		A	B	C	D	E
SINGLE BENCH						
NERA-S	£600	£600	£650	£700	£750	£800



Code	Fabric bands				
	A	B	C	D	E
SINGLE BENCH WITH LEFT ARM AND BACK					
NERA-S-BLA	£800	£900	£1000	£1100	£1200



Code	Fabric bands				
	A	B	C	D	E
SINGLE BENCH WITH RIGHT ARM AND BACK					
NERA-S-BRA	£800	£900	£1000	£1100	£1200



Code	RRP	Fabric bands				
		A	B	C	D	E
SINGLE BENCH WITH BACK						
NERA-S-B	£700	£700	£775	£850	£925	£1000



Code	Fabric bands				
	A	B	C	D	E
CORNER UNIT					
NERA-Q	£407	£435	£464	£494	£522



Code	Fabric bands				
	A	B	C	D	E
POWER UNIT					
NERA-PU	£522	£551	£580	£609	£638



Code	RRP	MTO
SQUARE TABLE		
NERA-S-TABLE	£300	£348



Code	RRP	MTO
CORNER TABLE		
NERA-Q-TABLE	£300	£348

Dimensions

	Overall width	Overall depth	Overall height	Seat width	Seat depth	Seat height
NERA-S-B	700	700	430	700	510	430
NERA-S-BLA	700	700	790	600	510	430
NERA-S-BRA	700	700	790	600	510	430
NERA-S	700	700	790	700	510	430
NERA-Q	700	700	430	700	700	430
NERA-PU	700	250	430			
NERA-S-TABLE	700	700	240			
NERA-Q-TABLE	700	700	240			



Black frame
-K



NERA-S
only



Elapse Grey
-EG



NERA-S-B
only



Elapse/Range
-EG-RB



Elapse/Endurance
-EG-EN



Elapse/Late
-EG-LG



3 week
lead time



6 week
lead time



Kendal Oak
(KO)



White
(WH)

MFC FINISHES

NERA

DYNAMIC MODULAR CONFIGURATIONS



MODULAR SEATING

“Versatile & easy to re-configure”

Alto

Alto is a modular range of reception furniture that can be customised to fit the specific needs of the modern office, providing comfortable office seating for visitors while they wait. The flexibility of the modular components with curved, straight, left and right hand, corner and upholstered table options allows for multiple configurations without sacrificing on style.



Accreditations



Product
guarantee



Designed &
manufactured

Dimensions

	Overall width	Overall depth	Overall height	Seat width	Seat depth	Seat height	Back width	Back height
ALT50001	580	640	770	580	490	420	580	360
ALT50002	560	640	770	480	490	420	580	360
ALT50004	770	640	770	490	490	420	580	360
ALT50005	675	640	770	580	490	420	580	360
ALT50006	675	640	770	580	490	420	580	360
ALT50007	675	640	770	580	490	420	580	360
ALT50008	620	620	275					
ALT50009	100	400	200					

Simple, versatile selection of shapes for large and small footprints

Easy to move and re-configure to suit different environments

Deep-foamed seats offering enhanced comfort within relaxation areas

Solid wooden internal construction



Code	RRP	Fabric bands				
		A	B	C	D	E
SINGLE SEATER WITH NO ARMS						
ALT50001	£300	£316	£370	£409	£429	£509



Code	Fabric bands				
	A	B	C	D	E
SINGLE SEATER CONCAVE					
ALT50002	£328	£386	£420	£443	£524



Code	Fabric bands				
	A	B	C	D	E
SINGLE SEATER WITH ARMS					
ALT50004	£473	£577	£663	£691	£800




Code	Fabric bands				
	A	B	C	D	E
SINGLE SEATER WITH LEFT ARM					
ALT50005	£436	£506	£562	£613	£691



Code	Fabric bands				
	A	B	C	D	E
SINGLE SEATER WITH RIGHT ARM					
ALT50006	£436	£506	£562	£613	£691




Code	Fabric bands				
	A	B	C	D	E
SINGLE SEATER CORNER SECTION					
ALT50007	£612	£675	£739	£805	£900



Code	RRP	A	B	C	D	E
TABLE						
ALT50008	£170	£196	£223	£239	£252	£293



Code	RRP	A	B	C	D	E
TABLE WITH ION POWER MODULE						
ALT50008-P	£270	£296	£323	£339	£352	£393



Code	Fabric bands				
	A	B	C	D	E
ARM CUSHION					
ALT50009	£150	£165	£180	£195	£205



Elapse Grey
-EG



Maturity Blue/Range Blue
-MB-RB



Present Grey/Forecast Grey
-PG-FG



3 week
lead time



6 week
lead time

Yealm

Yealm is a stylish reception soft seating solution with a curved laminated wooden frame and ergonomic back design that allows visitors to wait in comfort whenever they visit the office. This modular seating solution comes with a solid wood top table and a selection of fabric options, so you can custom design the seats to fit your office perfectly in rows of any number of chairs.



Accreditations

5

Years

Product guarantee

Designed & manufactured

Dimensions

	Overall width	Overall depth	Overall height	Seat width	Seat depth	Seat height	Back width	Back height
YEA50001	540	570	870	460	460	380	460	510
YEA50004	540	570	870	460	460	380	460	510
YEA50005	540	570	870	460	460	380	460	510
YEA50006	540	570	870	460	460	380	460	510
YEA50008	910	380	380	-	-	-	-	-

Elegant, flowing lines with a laminated wooden frame

Low arm, high arm, left hand and right hand seating options

Ideal around the matching coffee table in a reception or waiting area

Laminated bent wood frame with clear hard wearing lacquer



Code	Fabric bands				
	A	B	C	D	E
NO ARMS					
YEA50001	£397	£429	£458	£498	£560



Code	Fabric bands				
	A	B	C	D	E
WITH ARMS					
YEA50004	£413	£443	£466	£508	£574



Code	Fabric bands				
	A	B	C	D	E
LEFT ARM					
YEA50005	£408	£436	£466	£498	£568



Code	Fabric bands				
	A	B	C	D	E
RIGHT ARM					
YEA50006	£408	£436	£466	£498	£568



Code	RRP
TABLE	
YEA50008	£290



3 week lead time



6 week lead time

Meeting Booths



About

Meeting pods are specifically designed to address modern working practices by offering that essential private area in any busy work place to accommodate working groups with exceptional comfort and practicality. High backs offer a private place for employees to sit and relax, or for teams to meet in seclusion. With optional tables and power supply, meeting pods are perfect for open space environments in offices.



Tilly Pod
page 422



Alban Pod
page 424



Vecore² Pod
page 426



Vencore² Open Pod
page 428



Priva Pod
page 430

Tilly Pod

Tilly breaks away from traditional modelling, using a variety of materials to create a modern high-end and semi-private range of meeting booths, making office space more flexible and open. The dynamic shape of the meeting pods deliver the 'wow factor' into any office, whether as a means of conducting private meetings, collaborative working or finding solitude away from a busy open plan working space.



Accreditations



Product
guarantee



Designed &
manufactured

Dimensions

	Overall width	Overall depth	Overall height	Seat width	Seat depth	Seat height	Back width	Back height
TY-B2L	2200	1100	900	810	570	425	590	240
TY-B4L	2200	1700	900	1450	570	425	1320	240
TY-B2H	2200	1100	1250	810	570	425	590	240
TY-B4H	2200	1700	1250	1450	570	425	1320	240

Choice of low or high meeting booth sizes and 2 or 4 seater pods

Ideal for employees and small groups to relax or meet informally

Available with integrated power supply built centrally into the infill panel

Table available in white with fixed post leg in black to match sofa leg frames



Code	Fabric bands				
	A	B	C	D	E
LOW BACK 2 PERSON MEETING BOOTH					
TY-B2L	£4000	£4100	£4200	£4400	£4600



Code	Fabric bands				
	A	B	C	D	E
LOW BACK 4 PERSON MEETING BOOTH					
TY-B4L	£5000	£5100	£5200	£5600	£5800



Code	Fabric bands				
	A	B	C	D	E
HIGH BACK 2 PERSON MEETING BOOTH					
TY-B2H	£5000	£5100	£5200	£5500	£5800



Code	Fabric bands				
	A	B	C	D	E
HIGH BACK 4 PERSON MEETING BOOTH					
TY-B4H	£6000	£6100	£6200	£6700	£7000

Table Dimensions


	Overall width	Overall depth	Overall height
TY-B2L	800	700	730
TY-B4L	800	1200	730
TY-B2H	800	700	730
TY-B4H	800	1200	730



Optional Accessories

POWER MODULE MOUNTED ON INFILL PANEL		
PTN-1T-K	PROTON BLACK	£288
TV BRACKET MOUNTED ON INFILL PANEL		
TV-BRACKET	BLACK	£50

TABLE TOP FINISHES



3 week lead time



5-6 week lead time

Alban Pod

The Alban Pod is built with all the acoustic and functional qualities of its sibling the Alban Top. Reflecting the change towards a comfortable, informal work space where private working pods are the norm, the Alban Pod can be used for team meetings, collaborative tasks or as a base for the day, and is ideal for creating a private space in modern open plan office environments.



Accreditations



Product
guarantee



Designed &
manufactured

Dimensions

	Overall width	Overall depth	Overall height	Seat width	Seat depth	Seat height	Back width	Back height
ALB02	2400	985	1250	530	560	430	530	690
ALB04	2400	1700	1250	1245	560	430	1245	690
ALB06	2400	2050	1250	1595	560	430	1595	690

Can be used for team meetings, collaborative tasks or as a base for the day

Choice of 2, 4 or 6 seater pods with options for power built into the booth

Ideal for creating a private space in modern open plan office environments

Privacy panel comes complete with a fixed table and a supporting leg



Code	Fabric bands				
	A	B	C	D	E
TWO PERSON MEDIUM SIZED MEETING BOOTH					
ALB02	£3589	£3937	£4168	£4631	£5094



Code	Fabric bands				
	A	B	C	D	E
FOUR PERSON MEDIUM SIZED MEETING BOOTH					
ALB04	£4515	£4863	£5094	£5905	£6483



Code	Fabric bands				
	A	B	C	D	E
SIX PERSON MEDIUM SIZED MEETING BOOTH					
ALB06	£5094	£5326	£5789	£6600	£7178

Table Dimensions


	Overall width	Overall depth	Overall height
ALB02	400-600	600	725
ALB04	400-600	1200	725
ALB06	400-600	1600	725



Optional Accessories

POWER MODULE MOUNTED ON INFIL PANEL		
PTN-1T-K	PROTON BLACK	£288
TV BRACKET MOUNTED ON INFIL PANEL		
TV-BRACKET	BLACK	£50

TABLE TOP FINISHES



3 week lead time



5-6 week lead time

Vencore² Pod

The Vencore Pod has been designed to offer that essential private area in any busy work place by forming a virtual room within a larger open space. The clean, modern lines of the Vencore high back seating fix together with a table and power supply to provide an enclosed visual and acoustic space, to accommodate working groups and teams with exceptional comfort and practicality.



Accreditations



Product
guarantee



Designed &
manufactured

Dimensions

	Overall width	Overall depth	Overall height	Seat width	Seat depth	Seat height	Back width	Back height
ENC-POD02	2075	715	1270	600	490	450	590	820
ENC-POD04	2075	1315	1270	1200	490	450	1190	820
ENC-POD06	2075	1915	1270	1800	490	450	1790	820

Designed to offer that essential private area in any busy workplace

Enclosed visual and acoustic space to accommodate working groups and teams

Choice of 2, 4 or 6 seater pods with integrated power supply options

Sled frames available in black steel or solid wood with matching table legs



Code	Fabric bands				
	A	B	C	D	E
TWO SEATER MEETING BOOTH - METAL FRAME					
ENC-POD02-MF	£3000	£3200	£3400	£3700	£4000
TWO SEATER MEETING BOOTH - WOODEN FRAME					
ENC-POD02-WF	£3100	£3300	£3500	£3800	£4100

Code	Fabric bands				
	A	B	C	D	E
FOUR SEATER MEETING BOOTH - METAL FRAME					
ENC-POD04-MF	£3500	£3700	£3900	£4200	£4500
FOUR SEATER MEETING BOOTH - WOODEN FRAME					
ENC-POD04-WF	£3600	£3800	£4000	£4300	£4500



Code	Fabric bands				
	A	B	C	D	E
SIX SEATER MEETING BOOTH - METAL LEGS					
ENC-POD06-MF	£4100	£4300	£4500	£4800	£5100
SIX SEATER MEETING BOOTH - WOODEN FRAME					
ENC-POD06-WF	£4200	£4500	£4700	£5500	£5800

Table Dimensions

	Overall width	Overall depth	Overall height
ENC-POD02	400-600	600	725
ENC-POD04	400-600	1200	725
ENC-POD06	400-600	1800	725



Optional Accessories

POWER MODULE MOUNTED ON INFIL PANEL		
PTN-1T-K	PROTON BLACK	£288
TV BRACKET MOUNTED ON INFIL PANEL		
TV-BRACKET	BLACK	£50



3 week lead time



5-6 week lead time



Kendal Oak (KO)



White (WH)

TABLE TOP FINISHES

Vecore² Open Pod

Encore² open is available as a 2, 4 or 6 person meeting pod and has been designed to bring people together in a place where ideas, insight and inspiration can be shared. Like its big brother the Encore² Pod, Encore² open has a fully upholstered cushion and back that delivers comfort and lumbar support with a modern design, but Encore² Open is available with open sides for a more informal feel.



Accreditations



Product
guarantee



Designed &
manufactured

Dimensions

	Overall width	Overall depth	Overall height	Seat width	Seat depth	Seat height	Back width	Back height
ENCOP-POD02	2075	715	1270	600	490	450	590	820
ENCOP-POD04	2075	1315	1270	1200	490	450	1190	820
ENCOP-POD06	2075	1915	1270	1800	490	450	1790	820

Create a quiet space
in today's modern
collaborative open offices

Visual and acoustic space
with effective noise reduction
& privacy

Choice of 2, 4 or 6 seater
pods with integrated power
supply options

Sled frames available in black
steel or solid wood with
matching table post legs



Code	RRP	Fabric bands				
		A	B	C	D	E
TWO SEATER MEETING BOOTH - METAL FRAME						
ENCOP-POD02-MF	N/A	£2500	£2700	£2900	£3200	£3500
TWO SEATER MEETING BOOTH - WOODEN FRAME						
ENCOP-POD02-WF	N/A	£2600	£2800	£3000	£3300	£3600

Code	RRP	Fabric bands				
		A	B	C	D	E
FOUR SEATER MEETING BOOTH - METAL FRAME						
ENCOP-POD04-MF	£3000	£3000	£3200	£3400	£3700	£4000
FOUR SEATER MEETING BOOTH - WOODEN FRAME						
ENCOP-POD04-WF	£3000	£3100	£3300	£3500	£3800	£4100



Code	RRP	Fabric bands				
		A	B	C	D	E
SIX SEATER MEETING BOOTH - METAL FRAME						
ENCOP-POD06-MF	N/A	£3700	£4000	£4200	£4500	£4800
SIX SEATER MEETING BOOTH - WOODEN FRAME						
ENCOP-POD06-WF	N/A	£3800	£4100	£4300	£5100	£5400

Table Dimensions

	Overall width	Overall depth	Overall height
ENCOP-POD02	400-600	600	725
ENCOP-POD04	400-600	1200	725
ENCOP-POD06	400-600	1600	725



Optional Accessories

POWER MODULE MOUNTED ON INFIL PANEL		
PTN-1T-K	PROTON BLACK	£288
TV BRACKET MOUNTED ON INFIL PANEL		
TV-BRACKET	BLACK	£50



ENCOP-POD04
only



Elapse Grey/Late Grey
-EG-LG



Late Grey/Range Blue
-LG-RB



3 week
lead time



5-6 week
lead time



Kendal Oak
(KO)



White
(WH)

TABLE TOP FINISHES

Priva Pod

The Priva meeting booth provides an easy solution for creating a workbay where people can find a quiet place to work or groups can hold meetings with a degree of privacy. The 2 and 4 seater meeting spaces are available in a choice of rectangular or hexagonal high-rise sides, with a bent roof option that adds some excitement to the interior as well as providing a large, sound-absorbing surface.



Accreditations



Product
guarantee



Designed &
manufactured

Dimensions

	Overall width	Overall depth	Overall height	Seat width	Seat depth	Seat height	Back width	Back height
PRV-POD02	2025	1025	1500	900	550	450	800	240
PRV-POD02-HX	2025	1025	1500	900	550	450	800	240
PRV-POD02-RF	2025	1025	2175	900	550	450	800	240
PRV-POD04	2025	1625	1500	1500	550	450	1400	240
PRV-POD04-HX	2025	1625	1500	1500	550	450	1400	240
PRV-POD04-RF	2025	1625	2175	1500	550	450	1400	240

Two-tone fabric options which bring a vibrance to the workplace environment

Modular design with an optional roof which can be moved or reconfigured

Perfect for holding meetings and having private conversations.

Choice of 2 or 4 seater pods with different footprints to suit



Code	Fabric bands				
	A	B	C	D	E
TWO PERSON RECTANGULAR BOOTH					
PRV-POD02	£3500	£3600	£3700	£3900	£4100



Code	Fabric bands				
	A	B	C	D	E
TWO PERSON HEXAGONAL BOOTH					
PRV-POD02-HX	£3800	£3900	£4000	£4200	£4400



Code	Fabric bands				
	A	B	C	D	E
TWO PERSON RECTANGULAR BOOTH WITH ROOF					
PRV-POD02-RF	£6000	£7000	£8000	£9000	£10,000



Code	Fabric bands				
	A	B	C	D	E
FOUR PERSON RECTANGULAR BOOTH					
PRV-POD04	£4200	£4300	£4400	£4600	£4800



Code	Fabric bands				
	A	B	C	D	E
FOUR PERSON HEXAGONAL BOOTH					
PRV-POD04-HX	£4500	£4600	£4700	£4900	£5200



Code	Fabric bands				
	A	B	C	D	E
FOUR PERSON RECTANGULAR BOOTH WITH ROOF					
PRV-POD04-RF	£8000	£9000	£10,000	£11,000	£12,000

Table Dimensions


	Overall width	Overall depth	Overall height
PRV-POD02	800	700	730
PRV-POD02-HX	800	700	730
PRV-POD02-RF	800	700	730
PRV-POD04	800	1200	730
PRV-POD04-HX	800	1200	730
PRV-POD04-RF	800	1200	730



Optional Accessories

POWER MODULE MOUNTED ON INFIL PANEL		
PTN-1T-K	PROTON BLACK	£288
TV BRACKET MOUNTED ON INFIL PANEL		
TV-BRACKET	BLACK	£50

TABLE TOP FINISHES



3 week lead time



5-6 week lead time

Home Office



Accreditations



Product
guarantee



Manufactured
in the UK

Styles



Desks



Storage



Workstations

About

The jury is still out on whether employees who work from home or work from an office are more productive. But with a dedicated workspace where you can concentrate and good quality furniture designed specifically for home workers, it becomes easier to unlock the benefits of remote working. Create an inspiring area to work in the home office with sleek office desks, comfortable seating and clever storage solutions.



Desks available in 1000, 1200 and 1400 wide top sizes with support bars

Support pedestal available for 1400mm wide desks with drawers or door options

400mm deep cube units with glides or designer feet to match desks

Selection of doors, drawers and shelves which can be positioned in any cube

Home office workstations designed to maximise the space in any room

Frame Finishes



Black



Charcoal



Ancient
Brass



Oak

Wood Finishes



Kendal Oak
(KO)



Onyx Grey
(OG)



White
(WH)

Hairpin Leg Desks



CODE	W	D	H	RRP
TK610	1000	600	730	£181
TK612	1200	600	730	£186

- Rectangular desk 600mm deep with black hairpin legs
- Scalloped cutouts in the back of the desktop

Hairpin Leg Desk with Pedestal



CODE	W	D	H	RRP
TK614P	1400	600	730	£249

- Rectangular desk 600mm deep with black hairpin legs
- 1400mm wide desk with support pedestal which can be fitted to either side

Hairpin Leg Desk with Pedestal & Drawers



CODE	W	D	H	RRP
TK614P-D	1400	600	730	£370

- Rectangular desk 600mm deep with black hairpin legs
- 1400mm wide desk with support pedestal and set of drawers

Hairpin Leg Desk with Pedestal & Cupboard Door



CODE	W	D	H	RRP
TK614P-C	1400	600	730	£310

- Rectangular desk 600mm deep with black hairpin legs
- 1400mm wide desk with support pedestal and cupboard door



Kendal Oak (KO)



Onyx Grey (OG)



White (WH)



Kendal Oak (KO)



Onyx Grey (OG)



White (WH)

For desks, add desktop finish when ordering eg. **TK612** with White top = **TK612-WH**

For desks with support pedestals, add desktop finish followed by insert finish when ordering eg. **TK614P-D** in White with drawers in Oak = **TK614P-D-WH-KO**

A-Frame Leg Desks



CODE	W	D	H	RRP
SP610	1000	600	730	£249
SP612	1200	600	730	£278
SP614	1400	600	730	£297

- Rectangular desk 600mm deep with charcoal A-frame legs
- Scalloped cutouts in the back of the desktop

A-Frame Leg Desk with Pedestal



CODE	W	D	H	RRP
SP614P	1400	600	730	£341

- Rectangular desk 600mm deep with charcoal A-frame legs
- 1400mm wide desk with support pedestal which can be fitted to either side

A-Frame Leg Desk with Pedestal & Drawers



CODE	W	D	H	RRP
SP614P-D	1400	600	730	£433

- Rectangular desk 600mm deep with charcoal A-frame legs
- 1400mm wide desk with support pedestal and set of drawers

A-Frame Leg Desk with Pedestal & Cupboard Door



CODE	W	D	H	RRP
SP614P-C	1400	600	730	£370

- Rectangular desk 600mm deep with charcoal A-frame legs
- 1400mm wide desk with support pedestal and cupboard door



Kendal Oak (KO)

Onyx Grey (OG)

White (WH)

Kendal Oak (KO)

Onyx Grey (OG)

White (WH)

For desks, add desktop finish when ordering eg. SP614 with Grey top = SP614-OG

For desks with support pedestals, add desktop finish followed by insert finish when ordering eg. SP614P-C in Grey with cupboard door in White = TK614P-C-OG-WH

Sleigh Frame Desks



CODE	W	D	H	RRP
CR610	1000	600	730	£370
CR612	1200	600	730	£433
CR614	1400	600	730	£463

- Rectangular desk 600mm deep with ancient brass sleigh frame
- Scalloped cutouts in the back of the desktop

Sleigh Frame Desk with Pedestal



CODE	W	D	H	RRP
CR614P	1400	600	730	£395

- Rectangular desk 600mm deep with ancient brass sleigh frame
- 1400mm wide desk with support pedestal which can be fitted to either side

Sleigh Frame Desk with Pedestal & Drawers



CODE	W	D	H	RRP
CR614P-D	1400	600	730	£496

- Rectangular desk 600mm deep with ancient brass sleigh frame
- 1400mm wide desk with support pedestal and set of drawers

Sleigh Frame Desk with Pedestal & Cupboard Door



CODE	W	D	H	RRP
CR614P-C	1400	600	730	£433

- Rectangular desk 600mm deep with ancient brass sleigh frame
- 1400mm wide desk with support pedestal and cupboard door



Kendal Oak (KO)



Onyx Grey (OG)



White (WH)



Kendal Oak (KO)



Onyx Grey (OG)



White (WH)

For desks, add desktop finish when ordering eg. CR614 with Oak top = CR614-KO

For desks with support pedestals, add desktop finish followed by insert finish when ordering eg. CR614P-D in Oak with drawers in Grey = CR614P-D-KO-GO

Wooden Leg Desk 1000mm



CODE	W	D	H	RRP
GZ610	1000	600	750	£678

- Rectangular desk 600mm deep with oak wooden legs
- Scalloped cutouts in the back of the desktop

Wooden Leg Desk 1200mm



CODE	W	D	H	RRP
GZ612	1200	600	750	£740

- Rectangular desk 600mm deep with oak wooden legs
- Sturdy white metal underframe for stability

Wooden Leg Desk 1400mm



CODE	W	D	H	RRP
GZ614	1400	600	750	£802

- Rectangular desk 600mm deep with oak wooden legs
- Sleek, curved lines of the legs with adjustable feet



Kendal Oak (KO)



Onyx Grey (OG)



White (WH)

For desks, add desktop finish when ordering eg. **GZ614** with White top = **GZ614-WH**

Cube Storage - 2 Units High



CODE	W	D	H	RRP
UCS2-2	860	400	875	£249
UCS3-2	860	400	1295	£322

- Cube storage supplied with glides
- Create your own look by configuring internals to suit needs



Cube Cupboard & Shelf



CODE	DESCRIPTION	RRP
CSI-CS	Cupboard & shelf	£63

- Can be fitted to the left or right hand side of cube with inner shelf
- Supplied with leather strap handles for a homely look and feel


Cube Cupboard Door



CODE	DESCRIPTION	RRP
CSI-C	Cupboard door	£52

- Can be fitted to the left or right hand side of cube
- Supplied with leather strap handles for a homely look and feel

Cube Shelf



CODE	DESCRIPTION	RRP
CSI-S	Shelf	£28

- 330mm deep dividing shelf which is easy to fit
- Supplied packed and ready to insert in storage unit

Cube Drawers



CODE	DESCRIPTION	RRP
CSI-D	Drawers	£137

- Metal box drawer surrounds with 300 x 150mm internals
- Supplied with leather strap handles for a homely look and feel

Kendal Oak (**KO**)Onyx Grey (**OG**)White (**WH**)Kendal Oak (**KO**)Onyx Grey (**OG**)White (**WH**)

For cubes, add storage finish when ordering eg. **UCS2-1** in Grey = **UCS2-1-OG**

For Internals, add finish when ordering eg. **CSI-CS** in White = **CSI-CS-WH**

STEP
1Select your carcass,
style and finishSTEP
2Select internal
fittingsSTEP
3Add foot design to match
furniture range if desired

TIKAL



SPARTA



CAIRO



GIZA

Tikal



CODE	RRP
DH-HP4S-K	£60

• Pack of 4

Sparta



CODE	RRP
DH-AF-62366	£118

• Pack of 2

Cairo



CODE	RRP
DH-SF-65656	£153

• Pack of 2

Giza



CODE	RRP
DH-GZWB	£95

• Pack of 4

Pella



CODE	W	D	H	RRP
PELWS-WH	1200	600	760	£218

- Workman style trestle legs with additional shelf storage
- White leg frame with complementary oak table top and shelf



Luxor



CODE	W	D	H	RRP
LUXWS-KW	1100	590	780	£334

- Full length drawer on metal runners
- Curved top edge profile



PELLA



Windsor Oak

LUXOR



White Gloss

Amazonia



CODE	W	D	H	RRP
AMAWS	1200	600	760	£334

- Compact design with a traditional oak effect desk and chrome handles
- Integrated cupboard and drawer unit to house CPU and peripherals



Delphi



CODE	W	D	H	RRP
DELWS-K	1360	600	760	£294

- Industrial style workstation to add a bit of chic to the home office
- Integrated pedestal with drawer and cupboard



AMAZONIA



Natural Oak

DELPHI



Concrete Grey

Coba



CODE	W	D	H	RRP
COBWS-K	1200	480	760	£206

- Stylish workstation with 2 pull out drawers to match frame
- Additional shelf storage space with open section



Kyoto



CODE	W	D	H	RRP
KYOWS-K	1200	600	760	£118

- Home office workstation designed to maximise the space in any room
- Simple writing desk with upstand on back of desk



COBA



Country Oak

KYOTO



Summer Oak

Fuji



CODE	W	D	H	RRP
FDK608SB	800	600	740	£468
FDK610SB	1000	600	740	£481
FDK612SB	1200	600	740	£509

- Smart flat-fold structure which is easy to assemble with no tools
- Workstation can be folded and stored out of the way when not in use



FUJI



Beech

Fabrics



We have committed to stocking a range of 16 best-selling fabrics and 2 vinyls, which will allow us to offer customers an even faster turnaround across the seating range and tailor seating choices to customer's individual specifications.


Xtreme from Camira is a modern crepe weave fabric made from 100% post-consumer recycled polyester, diverting waste from landfill and saving virgin raw materials. Its stretch properties, coupled with high flame retardancy, meeting BS5852 Ignition Source 5 make Xtreme an ever popular fabric for task seating for all contract, commercial and public sector use.

This colourful selection of fabric colours in the Camira Xtreme and Fresh Vinyl ranges can bring the corporate palette into the office interior, creating a cohesive look or even zone different areas.

Camira Xtreme



Fresh Vinyl



We aim to produce all made-to-order task & operator chairs in these priority fabrics within a 2-3 week lead time.

We have committed to stocking a range of 9 best-selling fabrics from the Camira Era collection, which will allow us to offer customers an even faster turnaround across our soft seating range and tailor seating choices to customer's individual specifications including single & two-tone options.

Camira Era



CSE28 EXTENT RED -ER



CSE40 MATURITY BLUE -MB




CSE42 RANGE BLUE -RB



CSE34 ENDURANCE GREEN -EN



CSE03 LIFETIME YELLOW -LY



CSE44 ELAPSE GREY -EG



CSE13 PRESENT GREY -PG



CSE11 FORECAST GREY -FG



CSE43 LATE GREY -LG

Fabric Pairings


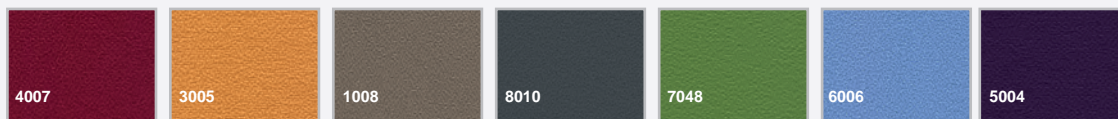
Camira Era is a subtle, two tone polyester fabric containing stretch in both directions for ease of upholstery. The baby herringbone weave offers an understated contemporary texture while its colouring technique provides close up intrigue.

The colourful palette incorporates playful brights and sophisticated muted tones, perfect for the modern office interior, creating a cohesive look or even zone different areas.



CSE11 FORECAST GREY -FG-LG
CSE43 LATE GREYCSE13 PRESENT GREY -PG-FG
CSE11 FORECAST GREYCSE43 LATE GREY -LG-RB
CSE42 RANGE BLUECSE44 ELAPSE GREY -EG-LG
CSE43 LATE GREYCSE11 FORECAST GREY -FG-EN
CSE34 ENDURANCE GREENCSE44 ELAPSE GREY -EG-EN
CSE34 ENDURANCE GREENCSE44 ELAPSE GREY -EG-RB
CSE42 RANGE BLUECSE40 MATURITY BLUE -MB-RB
CSE42 RANGE BLUECSE03 LIFETIME YELLOW -LY-FG
CSE11 FORECAST GREYCSE11 FORECAST GREY -FG-RB
CSE42 RANGE BLUECSE11 FORECAST GREY -FG-ER
CSE28 EXTENT REDCSE40 MATURITY BLUE -MB-ER
CSE28 EXTENT RED

We aim to produce all made-to-order soft seating chairs in these priority fabrics within a 3 week lead time.

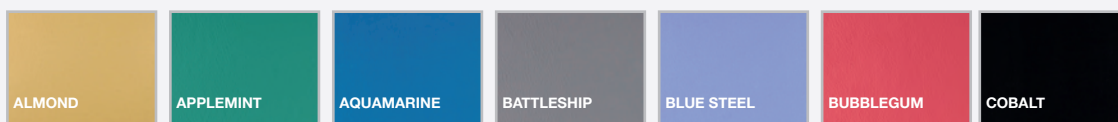
Band A

Camira
AdvantageInloom
Bondai

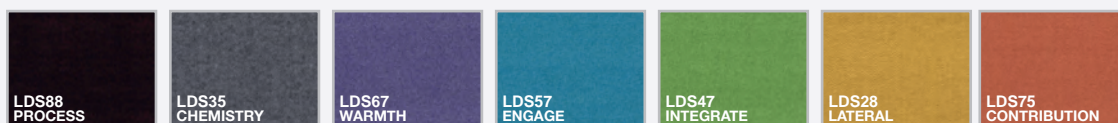

Band B

Panaz
HighlandAgua
Paint Pot

Band C

Camira
PatinaChieftain
Just Colour

Band D

Camira
SynergyInloom
Roccia

Band E

Camira
BlazerPanaz
Harvard

Camira - Fabrics

Camira Fabrics design and manufacture contract textiles used in a vast array of commercial interiors, offices, education, healthcare, transport and hospitals, making over 8 million metres of fabric a year.

RANGE		FABRIC TYPE		HAZARD		SEATING APPLICATION	
	Band	Natural	Synthetic	Low	Medium (Crib 5)	Task chairs	Soft seating
Advantage	A		✓	✓		✓	
Era	A		✓	✓	✓*	✓	✓
Phoenix	A		✓	✓		✓	
Rivet	A		✓	✓	✓*	✓	✓
Xtreme	A		✓	✓	✓	✓	
Aspect	C		✓	✓		✓	✓
Manila	C		✓	✓		✓	✓
Patina	C	✓		✓	✓	✓	✓
Quest	C		✓	✓	✓	✓	✓
Vita	C		✓	✓	✓	✓	✓
X2	C		✓	✓	✓	✓	✓
Main Line Flax	D	✓		✓	✓	✓	✓
Oceanic	D		✓	✓	✓*	✓	✓
Sumi	D	✓		✓	✓*	✓	✓
Synergy	D	✓		✓	✓*	✓	✓
24/7 Flax	E	✓		✓	✓	✓	✓
Armadillo	E	✓		✓	✓	✓	✓
Blazer	E	✓		✓	✓*	✓	✓
Main Line Flax Stripe	E	✓		✓	✓	✓	✓
Track	E		✓	✓	✓	✓	✓
Yoredale	E	✓		✓		✓	✓
Zap	E	✓		✓	✓*	✓	✓
Corrosion	F	✓		✓	✓*	✓	✓
Craggan	F	✓		✓	✓	✓	✓
Synergy Quilts	F	✓		✓		✓	

* With treatment

PANAZ - Contract fabrics

Panaz is one of Europe's leading suppliers of high quality decorative fabrics and wallcoverings for the hospitality, healthcare and corporate sectors, with a diverse and comprehensive range of beautiful, exclusive and durable fire retardant fabrics.

RANGE		FABRIC TYPE		HAZARD		SEATING APPLICATION	
	Band	Natural	Synthetic	Low	Medium (Crib 5)	Task chairs	Soft seating
Cadet colours	B	✓		✓	✓	✓	✓
Highland	B		✓	✓	✓**		✓
Kilda	B		✓	✓	✓	✓	✓
Morgan Pro	B		✓	✓	✓	✓	✓
Soft Touch Pro	B		✓	✓	✓	✓	✓
Aston	C	✓		✓	✓	✓	✓
Brookland	C	✓		✓	✓	✓	✓
Marna	C		✓	✓	✓**		✓
Myriad	C		✓	✓	✓		✓
Ultimate Touch	C	✓		✓	✓	✓	✓
Vintage	C	✓		✓	✓	✓	✓
Altair	D		✓	✓	✓	✓	✓
Digital Age / Binary Age	D		✓	✓	✓	✓	✓
Gridz	D		✓	✓	✓**		✓
Highland Matte	D		✓	✓	✓**		✓
Hoxton	D		✓	✓	✓	✓	✓
Linear	D		✓	✓	✓	✓	✓
Microvelle	D		✓	✓	✓**	✓	✓
Pixel	D		✓	✓	✓	✓	✓
Harvard	E		✓	✓	✓**		✓
Patternistas	E		✓	✓	✓	✓	✓
Crackle Glaze	E	✓		✓	✓	✓	✓
Shapes	F		✓	✓	✓	✓	✓

** Comes with Shield-plus technology

Fabric not suitable for all soft seating products. Contact our sales team for further details

INLOOM - Furniture fabrics

Partnering exclusively with leading European textile mills, Inloom offer over a thousand stock colourways which have a proven track record in quality & performance with leading European & North American seating manufacturers.

RANGE		FABRIC TYPE		HAZARD		SEATING APPLICATION	
	Band	Natural	Synthetic	Low	Medium (Crib 5)	Task chairs	Soft seating
Alba	A		✓	✓	✓	✓	
Bondai	A		✓	✓	✓	✓	
Erika	A		✓	✓	✓	✓	
One	C		✓	✓	✓	✓	✓
Jeans	D		✓	✓	✓	✓	✓
Jet	D		✓	✓	✓	✓	✓
Jet Bioactive	D		✓	✓	✓	✓	✓
Riva	D		✓	✓	✓	✓	✓
King Flex	D		✓	✓	✓	✓	✓
Roccia	D		✓	✓	✓	✓	✓
Milano	E		✓	✓	✓	✓	✓
Corte	F		✓	✓	✓	✓	✓
Spazio	F		✓	✓		✓	✓

AGUA - Furniture fabrics

Agua is a family owned business that has been supplying products to the contract market since the 1930's. They offer highly durable, fire retardant soft fabrics and faux leathers, always with a focus on pairing form with function.

RANGE		FABRIC TYPE		HAZARD		SEATING APPLICATION	
	Band	Natural	Synthetic	Low	Medium (Crib 5)	Task chairs	Soft seating
Chea	A		✓	✓		✓	
Lavoro	A		✓	✓	✓*	✓	✓
Task	A		✓	✓	✓	✓	✓
Stol	B		✓	✓	✓	✓	✓
Paint Pot	B		✓	✓	✓	✓	✓
Buro	C		✓	✓	✓*	✓	✓
Juno	C		✓	✓	✓	✓	✓
Libra	C		✓	✓	✓	✓	✓
Linetta	C		✓	✓	✓	✓	✓
Snowdon	C		✓	✓	✓	✓	✓
Tones	C		✓	✓	✓	✓	✓
Alberta Hyde	D		✓	✓	✓	✓	✓
Cartella	D		✓	✓	✓	✓	✓
Cashmir	D		✓	✓		✓	✓
Fusion	D		✓	✓	✓	✓	✓
Kontor	D		✓	✓	✓	✓	✓
Taurus	D		✓	✓		✓	✓
The 7 Collection	E		✓	✓	✓	✓	✓
Mystique	E		✓	✓	✓	✓	✓

CHIEFTAIN - Vinyl fabrics

Chieftain Fabrics design and manufacture vinyl fabric for a wide variety of sectors and applications with a vast selection of colourways and textures to choose from, meeting all technical requirements and available with a 3-5 year guarantee.

RANGE		FABRIC TYPE		HAZARD		SEATING APPLICATION	
	Band	Natural	Synthetic	Low	Medium (Crib 5)	Task chairs	Soft seating
Trimcell Classic	B		✓	✓			✓
Trimcell Legend	B		✓	✓			✓
Carino	C		✓	✓		✓	✓
Just Colour / Just Patterns	C		✓	✓	✓	✓	✓
Lionella	D		✓	✓	✓	✓	✓
Multi Stretch	D		✓	✓	✓	✓	✓

Virus management

Hygiene is crucial to keep any virus from spreading. In times like these we should all keep distance to other people, wash our hands and make sure our workspaces are clean. Above all you should always comply to the government guidelines from your local authority.

The World Health Organisation (WHO) states that the spread of COVID-19 happens most commonly through airborne respiratory droplets (which is why face masks are the first line of defence). Once a virus lands on a surface, its efficacy immediately starts to decline. You cannot be infected by just touching something because the virus needs to reach mucous membranes in the mouth, nose or eyes. It is therefore perfectly safe to touch any fabric surface as long as you wash your hands before you touch your face.

Within 24-48 hours, the majority of viruses have lost all infectious properties, and within a few days, they have dissipated altogether. The infectious portion of this lifespan is shorter again and research shows that porous surfaces with spaces in their construction, such as fabric, trap the virus preventing its transfer during the short window of time for which it is infectious. Fabrics and fully upholstered seating products are therefore unlikely to be major carriers of the COVID-19 virus.

Fabric Care

However, we recommend the same basic principles for care and maintenance continue to apply:

- Vacuum upholstery regularly to remove dust, dirt and crumbs
- Attend to stains quickly with a damp cloth
- Use branded upholstery shampoo for specific stains
- Periodically use specialist cleaning services eg dry cleaning

Most fabrics are all bleach cleanable with a 10% bleach chlorine solution (which will kill Coronavirus germs). There are also an increasing number of fabrics that are anti-microbial to protect against a wide range of bacteria which cause infection - such as MRSA, Salmonella and E.coli - which can cause serious additional ill health that must be avoided by anyone already battling a potentially lethal virus infection.

These fabrics can provide hygiene benefits in wide ranging commercial end-use areas, including healthcare, hospitality, education and contract office.

For further details contact our sales team or refer to the fabric manufacturer websites.



Fabric Usage

There are a wide choice of fabrics available and it is important that you select the right fabric for the application as well as creating the perfect finish to the chairs. Not all fabrics are suitable for soft seating / reception seating. Fabric banding and application pages show all fabrics grouped in the relevant pricing bands together with recommended usage. We cannot guarantee the finish of any chair that is ordered in fabric that is not recommended for that application.

Measurements

All measurements are in millimeters and can have a tolerance ± 12 mm on all soft seating. Measurements may vary depending on components used and we reserve the right to change them from time to time.

Hazard ratings

Low - EN1021 Parts 1 & 2 cigarette and match
Medium - BS5852 Ignition source 5 / Crib 5

Photographed upholstery

While every effort is made to represent colours accurately, we cannot guarantee the colours you see exactly match the colours of the actual fabric due to printing processes.

Fabric bands

Please contact our sales team for a price if your preferred fabric choice is not listed. Please make sure you check the suitability of a fabric before recommending a product. If two fabrics are used on one item e.g. two-tone, the cost is calculated on higher of the two fabric bands. All orders for leather are priced on application.

Colour variations

Whilst every effort is made, no guarantees are made against the minor variations in the colour of commercial fabrics. All striped fabric will be upholstered vertically unless advised.

Customers own materials

Fabrics not listed or customer supplied fabrics need to be approved before acceptance of orders. A pattern charge may apply to some fabrics. We reserve the right to reject fabric that we believe to be unsuitable for the product. We are unable to guarantee any product meeting fire regulations or standards which is supplied by a customer.

Please contact our sales team if you would like any fabric samples sent out to you.



IMPORTANT INFORMATION

Ordering

As all products in the Social Spaces range are "made to order", it is our policy that once these products have been ordered they cannot be canceled or amended.


Pricing

All prices shown are in sterling (£) and are subject to current rate of VAT.

Warranty

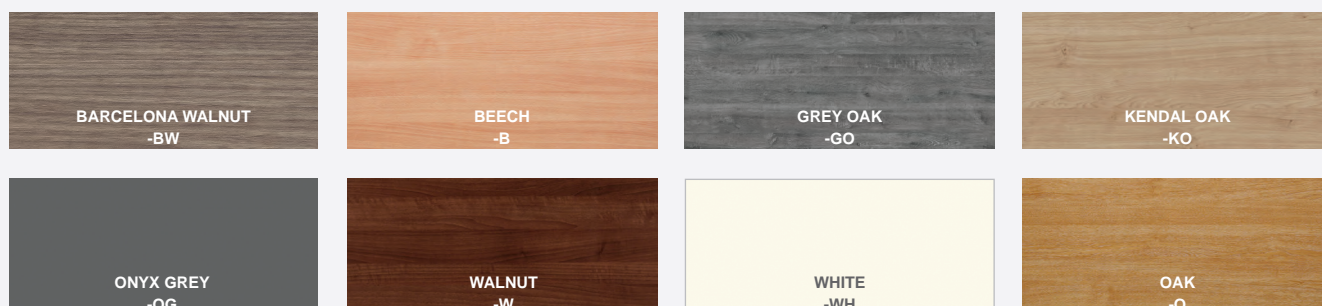
All Social Spaces products are guaranteed for a period of 5 years regardless of usage. All products are guaranteed against manufacturing defects, except for upholstery, castors and mechanisms which are subject to usage related wear and tear. The warranty is effective from the day the product leaves the factory and the supplier reserves the right not to apply the warranty in cases of inappropriate use or when a product has been tampered with by a third party or interventions by non-authorized personnel. All complaints concerning the goods must be made in writing and the company shall undertake to repair any product or part of a product that proves to be faulty.

Wood



Stocked MFC Finishes

We only use FSC-certified wood manufacturing our products in-house in the UK, with total traceability for every order. Constructed from a chipboard core and finished with a decorative melamine covering, MFC is a versatile product ideal for use with office furniture.



Made-to-order Laminate Finishes


Altolina Collection

Dazzling and innovative decors, finishes and performance grades have been introduced to mingle with a selection of mainstream decorative laminates. The Altolina laminate collection creates interior spaces that are both brilliantly designed and commercially affordable.

Colours



Woods



MDF edge

All wooden material used on the table top and benches is 25mm MDF core with a choice of laminate top finishes and edge designs. The MDF and laminate ensures that the finish is hard wearing and suitable for contract use.



CHAMFER EDGE 25MM MDF

Chamfered edge finished in a clear natural lacquer.
Chamfered edge stained to match the leg frame finish
on the Crew range only.

STRAIGHT EDGE 25MM MDF

25mm Straight edge available with 2mm edging to
match laminate choice.

Edge design and colour

Dining, Poseur and Coffee table tops are all manufactured from a 25mm MDF core with your selected laminate finish. The edge design and edge finish of the table top must also be selected prior to ordering. Select from a choice of straight edge or chamfer edge designs.


Steel Finishes

Leg frames and bases in our desk and tables ranges



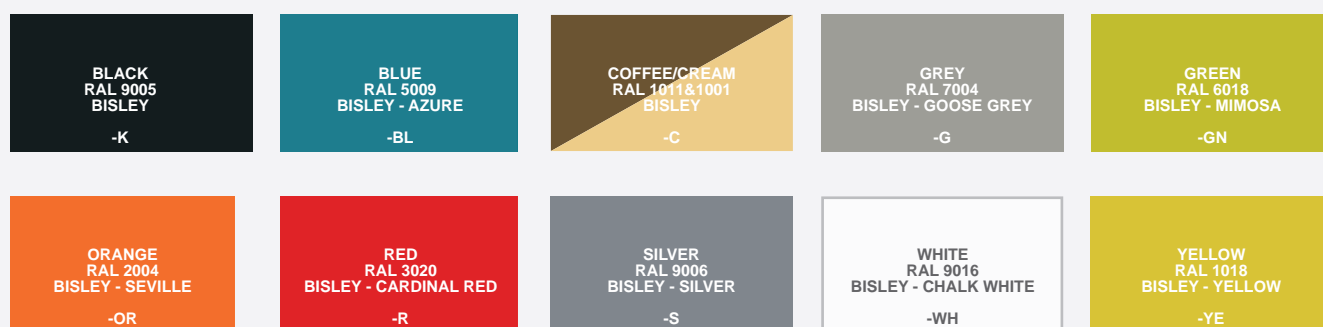
Home Office Finishes

Frame colours



Bisley - Steel Finishes

Bisley is the largest manufacturer of steel office furniture in the U.K. and one of the largest in the Europe. For over 80 years, Bisley have been quietly creating innovative steel storage products that meet the evolving needs of our working world.



2PS	91	CO1216-1616-AB	33
2RAIL	91	CO2416-3216	32
2RSF	91	CO3616-4816	32
79-1	171	COBWS-K	442
208-218	120	COD100-101H	314
508-518	120	COR01	399
808-816	120	COU12-16DCT	34
AC00-01	349	COU12-16SCT	34
ADH10-12	349	COUEDCR	34
AFSBK	122	CP12-18S2-3	74
AG1000-1800	113	CP14-18EL/R	75
AGSBK	122	CP16-18EL2-3	75
AH10-12	276, 349	CP16-18ER2-3	75
AH20-22	349	CP16-18S22-23	74
AHDM800-1800	116	CP16-18S33	74
AHFS800-1800	117	CP8-18S	74
AHSB-FS/FX/SE	123	CR610-614-P	436
ALB01-03	371	CRM-1-2-3	164
ALB02-06	425	CSI-C	438
ALBFT	371	CSI-CS	438
ALP01	397	CSI-D	438
ALT50001-9	225, 417	CSI-S	438
AMAWS	441	CT16	233
APD2PINF	173	CT20L	233
ARBK	122	CT20L-WS1-O	234
ARC300T1	277	CTP-16	233
ASBK	122	CTP-20L	233
ASC300T1	301	CUR300T1	278
AUR300T1	282	CWL300K2	264
AVA01	385	D	
AXERGO	348	DAR50001-4	315
B5-15MD	104	DCF2-4	96
BARH100C1	306	DCL15M-B	176
BAR1200-300T1	294	DD8-20	90
BAS01-02	161	DEC01	403
BC8-20	88	DEF2-4	103
BCAD-PD	101	DELWS-K	441
BCC800	215	DER100C1	307
BCR1200-1800	215	DER300T1	296
BDS800	215	DFLP12-16	195
BEN50001-03	400	DFLPS	195
BILB1	269	DFY300T1	281
BILB1-L	269	DG16-20	89
BILB308-309B1	269	DHBC	86
BILB308-309B1-L	269	DHCC	86
BLFL4-6D	107	DH-AF-62366	439
BOP04	383	DH-GZWBFB	439
BPC800	215	DH-HP4SK	439
BPED-PD	100	DH-SF-65656	439
BPFA2-3	102	DO16-20	89
BPR1200-1800	215	DRL900-1800	203
BPS800	215	DRL1600S	203
BPSF2-4	106	DRL2400	203
BROSF	99	DSC40-78	97
BRU100C1	308	DST40-78	98
BS	83-85	DSTS	99
BSH01-02/O	391	DT1-K	176
BSSF	99	DVB01-6	248-249
BUDDY-1/2	225	E	
BUR	99	E126-166	16
CAD800LH-RH	101	E126-166-AB	20
CAS01-02	161	E126-166-SB	20
CAT300T1	297	E128-168	16
CAV100C1	308	E128-168-AB	20
CAV300T1	301	E128-168-SB	20
CAV300T1-B/C	267	E1212-1612	17
CBU14-18	233	E1212-1612-AB	20
CBX1	134	E1212-1612-SB	20
CBX2	135	E1216-1616	17
CC12-18S2-3	72	E1216-1616-AB	20
CC14-18EL/R	73	E1216-1616-SB	20
CC16-18EL2-3	73	E2412-3212	17
CC16-18ER2-3	73	E2416-3216	17
CC16-18S22-23	72	E3612-4812	17
CC16-18S33	72	E3616-4816	17
CC8-18S	72	EB10-D	187
CEL50001-2	381	EB18-20	187
CF2-3FP	80	EB18-20-CO	187
CFHBC	82	EB24	187
CFHCU	82	EBT1212-1616	183
CFL1200-1800	201	EBT1616-CO	183
CFL1600S	201	EBT2412	183
CFLBC	82	EBT3216	183
CFLCU	82	EBT3216-CO	183
CFMBC	82	ECR1200-1600	217
CFMCU	82	ED12-16DCT	19, 28
CFTBC	82	ED12-16SCT	19, 28
CFTCU	82	EDCR	19
CH	88	EDELSB	122
CH12-18S2-3	76	EDILSB	122
CH16-18S22-23	76	EDR1200-1600	217
CH16-18S33	76	ELS300K2	259
CH2012	319	ENB500-C	225
CH8-18S	76	ENB-LB	229
CH8301	323	ENBU-12	229
CHO300T1	280	ENC01-03L/H	373
CL3M-B	176	ENC-MOD01-02H	408
CLK121-126	105	ENC-MOD01-02L	407
CLK181-186	105	ENCOP-POD02-06	429
CLUS-1-2	167	ENC-POD02-06	427
CO128-168	32	ENC-TAB01-2	224, 407
CO128-168-AB	33	ENDD1-4	174
CO1216-1616	32	ENT16-16/CO	237
		ENT32-16/CO	237
		ENT48-16/CO	237
		EPR1200-1600	217
		ER1488-1688	16
		ER2888-3288	18
		ER14168-16168	18
		ER28168-32168	18

ERB24	187	ERB24	187
ERB24-CO	187	ERB24-CO	187
ES800-1800S	110	ES800-1800S	110
ES800-1800W	111	ES800-1800W	111
ESRB	122	ESRB	122
ESS100S2	309	ESS100S2	309
ETN10-12C	191	ETN10-12C	191
ETN10-12-CO	191	ETN10-12-CO	191
ETN10-D	191	ETN10-D	191
ETN18-24	191	ETN18-24	191
ETN18-24-CO	191	ETN18-24-CO	191
EV1000-1600	7, 12	EV1000-1600	7, 12
EV-CHAIN	8	EV-CHAIN	8
EV-LCC-854-1254	8	EV-LCC-854-1254	8
EVM-1200-1600	12	EVM-1200-1600	12
EVSC-1200-1600	8	EVSC-1200-1600	8
EV-SN	7, 12	EV-SN	7, 12
EVSS-1200-1600	8	EVSS-1200-1600	8
EVT-1200-1600	6	EVT-1200-1600	6
EVTB-1200-1600	8	EVTB-1200-1600	8
EVT-BCU	7	EVT-BCU	7
EVTBT18-20	181	EVTBT18-20	181
EVTBT24-R	181	EVTBT24-R	181
EVTR-1400-1600	6	EVTR-1400-1600	6
EVT-RET	6	EVT-RET	6
EV-UCC	7, 12	EV-UCC	7, 12
F		F	
FCL200	288	FCL200	288
FCLH200	288	FCLH200	288
FDK608-612SB	443	FDK608-612SB	443
FIG/M01-06	387	FIG/M01-06	387
FIGLS-06	387	FIGLS-06	387
FIGT-06	224, 387	FIGT-06	224, 387
FL-11-15S	142	FL-11-15S	142
FL-21-25D	142	FL-21-25D	142
FL-BKT-LNK	142	FL-BKT-LNK	142
FL-CB1-2	143	FL-CB1-2	143
FL-CS1	143	FL-CS1	143
FL-IS1-2	143	FL-IS1-2	143
FLO300T1	292	FLO300T1	292
FLP12-16	197	FLP12-16	197
FL-PL1-2	143	FL-PL1-2	143
FL-PLP1-2	143	FL-PLP1-2	143
FLPS	197	FLPS	197
FLT800-1800	205	FLT800-1800	205
FL-TS1-2	143	FL-TS1-2	143
FRA400K2	292	FRA400K2	292
FZ128-168	26	FZ128-168	26
FZ1216-1616	26	FZ1216-1616	26
FZ1216-1616-AB	27	FZ1216-1616-AB	27
FZ1216-1616-SB	27	FZ1216-1616-SB	27
FZ2416-3216	26	FZ2416-3216	26
FZ3616-4816	26	FZ3616-4816	26
FZBT1616	185	FZBT1616	185
FZBT1616-CO	185	FZBT1616-CO	185
FZBT3216	185	FZBT3216	185
FZBT3216-CO	185	FZBT3216-CO	185
FZCR	28	FZCR	28
G		G	
GAS01	161	GAS01	161
GDC800-1200	221	GDC800-1200	221
GDR1200-1800	221	GDR1200-1800	221
GDS800	221	GDS800	221
GEM300-302K2	273	GEM300-302K2	273
GLD01	161	GLD01	161
GR01-03	383	GR01-03	383
GZ610-614	437	GZ610-614	437
HAL300T1	281	HAL300T1	281
HB1050-1650	239	HB1050-1650	239
HBL-1-3	165	HBL-1-3	165
HBSP1050-1650	239	HBSP1050-1650	239
HEL50001-04	401	HEL50001-04	401
HER300T1	300	HER300T1	300
HLCPU	157	HLCPU	157
HRM504C-K/SP	320	HRM504C-K/SP	320
HRM509C/SP	329	HRM509C/SP	329
HS2010	328	HS2010	328
HS8301	331	HS8301	331
I		I	
ION-1	169, 213	ION-1	169, 213
ISL300T1	289	ISL300T1	289
J		J	
JEN300T1	296	JEN300T1	296
JH40-46	263, 344	JH40-46	263, 344
JNS100C1	310	JNS100C1	310
JNS300T1	283	JNS300T1	283
JOS03-06	395	JOS03-06	395
JUD03-06	393	JUD03-06	393
JUN01-02	389	JUN01-02	389
JX40-46	344	JX40-46	344
JXERGOA-B	262, 344	JXERGOA-B	262, 344
K		K	
KNG300T1	300	KNG300T1	300
KYOWS-K	442	KYOWS-K	442
L		L	
LB1050-1650	239	LB1050-1650	239
LBSP1050-1650	239	LBSP1050-1650	239
LCK4-6D	87	LCK4-6D	87
LDMARM	154	LDMARM	154
LF2-4	86	LF2-4	86
LH40-46	348	LH40-46	348
LIA01	398	LIA01	398
LIM100C1	306	LIM100C1	306
LK22-28	123	LK22-28	123
LK42-48	123	LK42-48	123
LON50001	402	LON50001	402
LSMARM	154	LSMARM	154
LUC300T1	265	LUC300T1	265
LUXWS-KW	440	LUXWS-KW	440
LYR50001-3	375	LYR50001-3	375
LYRC	411	LYRC	411
LYRLA	411	LYRLA	411
LYRNA	411	LYRNA	411
LYRRA	411	LYRRA	411

M	MAR50004-G	265, 297
	MB8-18	68
	MB12-16WL/R	68
	MB14-16WB	69
	MB14-18EB	69
	MB14-18EL/R	68
	MB610-616	68
	MB816-1816B	69
	MB1012-1612B	69
	MBY808	207
	MC8-18	47
	MC12-18P2-3	47
	MC14-16WL/R	48
	MC14-16WLP2-3	48
	MC14-16WRP2-3	48
	MC14-18EL/R	49
	MC16-18ELP2-3	49
	MC16-18ERP2-3	49
	MC16-18P22-23	47
	MC16-18P33	47
	MC610-616	46
	MC612-616P2	46
	MC616P22	46
	MCC800	211
	MCC800-CO	213
	MCM8-18	53
	MCM12-18P2-3	53
	MCM14-16WL/R	54
	MCM14-16WLP2-3	54
	MCM14-16WRP2-3	54
	MCM14-18EL/R	55
	MCM16-18ELP2-3	55
	MCM16-18ERP2-3	55
	MCM16-18P22-23	53
	MCM16-18P33	53
	MCM610-616	52
	MCM612-616P2	52
	MCM616P22	52
	MCR1200-1800	211
	MCS800	211
	MDC800	211
	MDC800-CO	213
	MDR1200-1800	211
	MDS800	211
	MEA50001-04	379
MED01-03	398	
MH8-18	65	
MH12-18P2-3	65	
MH16-18P22-23	65	
MH16-18P33	65	
MH610-616	64	
MH612-616P2	64	
MH616P22	64	
ML3M-B	176	
MMPN-W	100	
MP3	94	
MP8-18	59	
MP12-18P2-3	59	
MP14-16WL/R	60	
MP14-16WLP2-3	60	
MP14-16WRP2-3	60	
MP14-18EL/R	61	
MP16-18ELP2-3	61	
MP16-18ERP2-3	61	
MP16-18P22-23	59	
MP16-18P33	59	
MP610-616	58	
MP612-616P2	58	
MP616P22	58	
MPC800	211	
MPC800-CO	213	
MPN3	94	
MPR1200-1800	211	
MPS800	211	
N	NAN300T1	299
	NAP300T1	278
	NBO100C1	307
	NBO300T1	298
O	NECPU	156
	NERA-D	413
	NERA-G-TABLE	224, 414
	NERA-S	414
O	NERA-S-TABLE	224, 414
	ODE300T1	295
	ORN300T1	279
	OSL50001-3	377
P	OTIS01	396
	OTIS01-CT	224, 396
	PAL300K2	295
	PC126-B/E/R/S/U	150
	PC2412-B/E/R/S/U	150
	PCC800	219
	PCR1200-1800	219
	PCS800	219
	PDC800	219
	PDR1200-1800	219
	PDS800	219
	PED-PD	81
	PELWS-WH	440
	PH-1-2	166
	PKS003	119
	PL-1-3	170
	PMCLAS2	160
	PMCLEON2	160
	PMK205-405E	176
	PMK-DH	176
PMSTAN3N2	160	
POR300T1	289	

INDEX

PRODUCT CODE

P	PPC800	219	SC00	341
	PPR1200-1800	219	SDR1880	229
	PPS800	219	SDS800	229
	PRA50001-02	314	SE800-1800-CA	115
	PRV-PD02-04	431	SFL1200-1800	199
	PRV-SQ01-02	121	SFL1600S	199
	PRV-WS01-3A	139	SFU100-102	364
	PRV-WS01-3R	138	SFU200-202	364
	PS12-LT/5N	151	SFU300-302	364
	PS24-LT	151	SH40-46	263, 340
	PS25-EG	151	SHAW	158
	PSB1	148	SHL300-301K2	258
	PTAOT1200-1800	239	SIE50001	323
	PTN-1T-2S	172	SIE50009	331
	PWH-25-50	149	SLS100	353
	PWR-25-50	149	SLS200	353
	PWS-25-50	149	SLS300-305	352
	PWT-25-50	149	SLS400	352
	PX-1-3	168	SM40-46	275, 340
	QVO40005	322	SMB100-102	364
Q	R2-3F	80	SMB200-202	364
	R2-3M	80	SMB300-302	364
	R25DH6-8	81	SMD40-44	341
	R25EP8	81	SND300K2	273
	R740-2140	122	SNT100-102	364
	R740-2140D	122	SNT200-202	364
	R740-2140DD	83	SNT300-302	364
	R1090-2140TC	122	SOF300T1	264
	R1440-2140COM	123	SOL100C1	309
	R1440-2140CMD	83	SOL300T1	280
	R1440-2140OP	123	SOM300T1	299
	R1440-2140OPD	83	SP610-614-P	435
	RDC800	223	SPB100-102	365
	RDS800	223	SPB200-202	365
	REM-HS/A	326	SPB300-302	365
	RON300T1	276	SPB-B2-4/T	365
	ROS01-02-HS/A	327	SPR1880	229
	ROSP	159	SPS800	229
	RT12	187	SPTA12-16	241
	RU8-16D	246	SSC72	95
R	RU8-16H	247	SSF4	95
	RU8GS	247	ST8-20	90
	RUC8D	246	STA12-24	241
	RUC8H	247	STE1212-1612	22
	RUHC18D	246	STE1212-1612-AB	23
	RUHC8H	247	STE1212-1612-SB	23
	S1	130	STE1216-1616	22
	S2	131	STE1216-1616-AB	23
	S3	132	STE1216-1616-SB	23
	S4	133	STE2412-3212	22
	S2F	80	STE2416-3216	22
	SA-LINK-KIT	122	STE3612-4812	22
	SB10-22	241	STE3616-4816	22
	SBKT50	122	STR501-504/SP	321
	SBU10-22	241	STR601-604/SP	330

S	SUP100-102	365	T	T8-18	38
	SUP200-202	365		T608-618	38
	SUP300-302	365		TAM50001-4	315
	SUS100-102	364		TAOT1200-1800	239
	SUS200-202	364		TAU40002-4	316
	SUS300-302	364		TAU40002-4-PB/PK	317
	SUZ100-300/A	360		TAU40005-7	316
	SUZ400/A	361		TAU40005-7-W	318
	SWT1820-B1	230		TAULINK	316-318
	SWT1820-B2	230		TAUMA	318
	SWT-CM	231		TAUMK-W	318
	SWT-PL/P	230, 234		TAU-P-B2-4/T	317
	SWT-SHP	231		TAU-U-B2-4/T	316
	SWT-SPR	230, 234		TB10-12C	189
	SWT-SPS	118		TB10-D	189
	SWY300K2	259		TB18-24	189
	SX40-46	340		TB18-24-CO	189
	SXERGOA-B	262, 340		TBEL14-18	39
	T8-18	38		TBER14-18	39
	T608-618	38		TDEL14-18	39
	TAM50001-4	315		TDER14-18	39
	TAOT1200-1800	239		TDH5-P	7
	TAU40002-4	316		TEM300T1	266
	TAU40002-4-PB/PK	317		TG16-20	91
	TAU40005-7	316		TGDMARM	155
	TAU40005-7-W	318		TGF10-12	336
	TAULINK	316-318		TGF20-22	336
	TAUMA	318		TGF100-200	337
	TAUMK-W	318		TGFH12	336
	TAU-P-B2-4/T	317		TGFH22	336
	TAU-U-B2-4/T	316		TGM10-12	337
	TB10-12C	189		TGM20-22	337
	TB10-D	189		TGM100-200	337
	TB18-24	189		TGSMARM	155
	TB18-24-CO	189		TH10-12	348
	TBEL14-18	39		TH20-22	348
	TBER14-18	39		THL-1-2	175
	TDEL14-18	39			
	TDER14-18	39			
	TDH5-P	7			
	TEM300T1	266			
	TG16-20	91			
	TGDMARM	155			
	TGF10-12	336			
	TGF20-22	336			
	TGF100-200	337			
	TGFH12	336			
	TGFH22	336			
	TGM10-12	337			
	TGM20-22	337			
	TGM100-200	337			
	TGSMARM	155			
	TH10-12	348			
	TH20-22	348			
	THL-1-2	175			

T	THS8-18	38	U	TY-B2L/H	423
	TK610-614P	434		TY-B4L/H	423
	TMP	81		TY-HBS1-2	369
	TNMP	81		TYL-300T1	282
	TO16-20	91		TY-LBS1-2	369
	TOT100C1	310		UCS2-2	438
	TOT300T1	283		UCS3-2	438
	TR86	38		UNSCBR	122
	TRD14-18	38		V8-V18	42
	TUB100-104C1	356-357		V100-102	268
	TUB200-204C1	356-357		V200-202	268
	TUB300-304C1	356-357		VB800-1800	114
	TUS300T1	279		VC00-01	345
	TUS300T1-B/K	266		VD20-22	345
	TUS300T1-BLK	298		VEL14-18	42
	TVLOCK	206		VER14-18	42
	TVS300T1	277		VEX8-18	42
	TWL14-16	39		VFT1	123
	TWR14-16	39		VH10-12	344
	TY-B2L/H	423		VH20-22	344
	TY-B4L/H	423		VM10-12	345
	TY-HBS1-2	369		VMD20-22	345
	TYL-300T1	282		VMH10-12	275, 345
	TY-LBS1-2	369		VRV501-4C	322
	UCS2-2	438		VWL14-16	42
	UCS3-2	438		VWR14-16	42
	UNSCBR	122	V	WB0800-1400	159, 234
	V8-V18	42		WDET	244
	V100-102	268		WLIGHT	244
	V200-202	268		WPLS-D	87
	VB800-1800	114		WRD14-16	244
	VC00-01	345		YEA50001-07	419
	VD20-22	345		YEA50008	225, 419
	VEL14-18	42		ZEU200-300K2	293
	VER14-18	42			
	VEX8-18	42			
	VFT1	123			
	VH10-12	344			
	VH20-22	344			
	VM10-12	345			
	VMD20-22	345			
	VMH10-12	275, 345			
	VRV501-4C	322			
	VWL14-16	42			
	VWR14-16	42			
	WB0800-1400	159, 234			
	WDET	244			
	WLIGHT	244			
	WPLS-D	87			
	WRD14-16	244			
	YEA50001-07	419			
	YEA50008	225, 419			
	ZEU200-300K2	293			

INDEX

SERIES

ADAPT	14-23, 182-183	DUO	83
AERO	173	ECLIPSE	174
ALBAN	370-371, 424-425	ELEV8 ² MONO	10-13
ALPHA	397	ELEV8 ² TOUCH	4-9, 180-181
ALTINO	276, 346-349	ELISE	259
ALTO	416-417	ENABLE	236-237
AMAZONIA	441	Vencore ²	224, 372-373, 406-409,
ARCADE	277		426-429
ARROW HEAD	186-187	EROS	216-217
ASCONA	301	ESSEN	309
AURORA	282	ETERNAL	190-191
AVALON	384-385	FACILE	288
BARI	294, 306	FIGARO	224, 386-387
BENOTTO	400	FLEXI 25	204-205
BILBAO	269	FLIPTOP	196-197
BISLEY	98-106	FLORENCE	292
BRESCIA	214-215	FLUX	140-145
BRUGES	308	FOLDING LEG	198-201
BUDDY	225	FRANKLIN	292
CAIRO	436, 439	FUJI	443
CATANIA	297	FUNDAMENTAL	319, 328
CAVALIER	267, 301, 308	FUZE	24-29, 184-185
CELESTRA	380-381	GECKO	323, 331
CHATBOX	134-135	GEMINI	274
CHORD	280	GENOA	220-221
CHROMA	164	GIZA	437, 439
CLUSTER	167	GRANDEUR	286-289
COBA	442	GROOVE	382-383
CODA	314	HALE	281
CONNEX	30-35	HALO	157
CONTRACT 25	70-77, 80, 82	HARMONY	320, 329
CORBY	399	HELSINKI	401
CORNWALL	264	HERTFORD	300
CREW	232-235	HUBBLE	165
CURVA	278	INCA	171
DART	315	ION	169, 213
DECCO	403	ISLA	289
DELPHI	441	JENSEN	296
DELUXE FLIPTOP	194-195	JONAS	282, 310
DENVER	246-249	JOSS	394-395
DERBY	296, 307	JOTA	262-263, 275, 342-345
DUFFY	281	JUDE	392-393



BT

Office Furniture Ltd

Units 3 & 4, Fleets Industrial Estate,
2 Willis Way, Poole BH15 3SS

0800 298 70 33

nigelh@btooffice.co.uk

www.hudsonsofficefurniture.co.uk

www.btooffice.co.uk